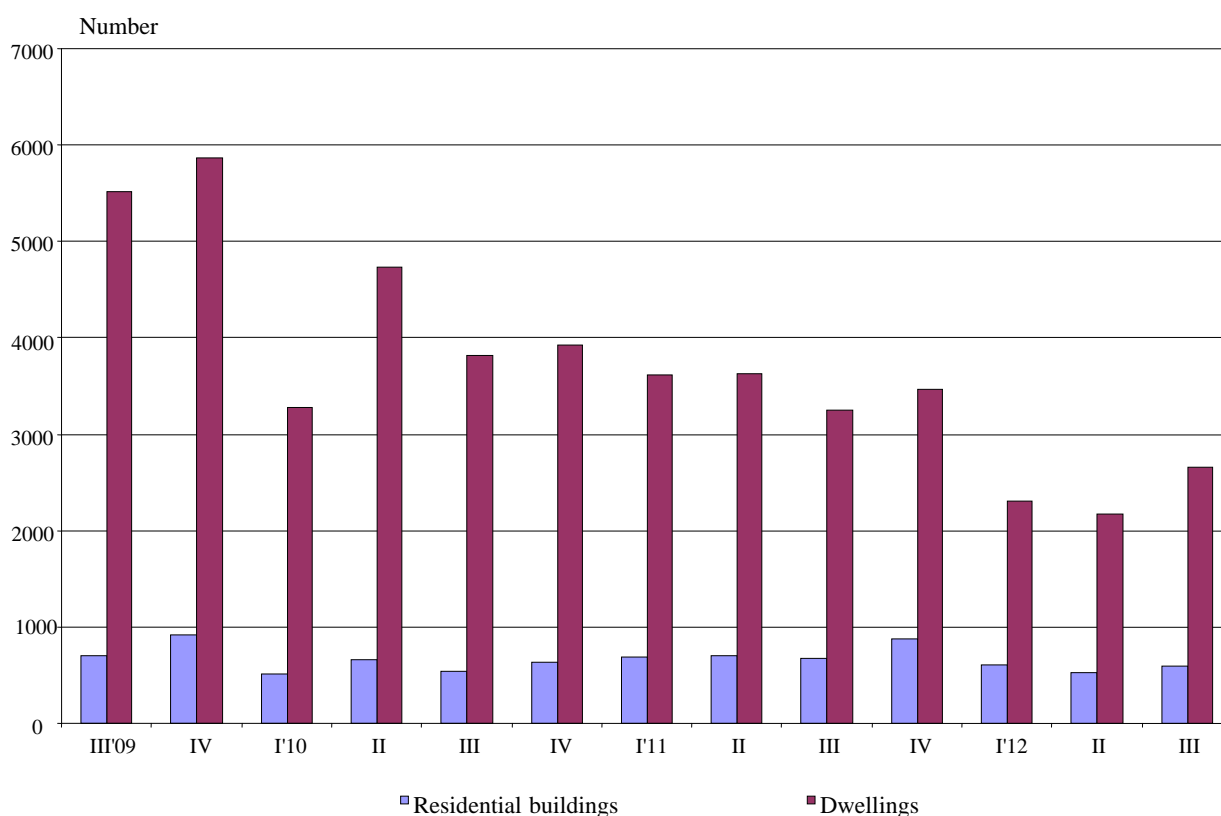




NEWLY BUILT RESIDENTIAL BUILDINGS AND DWELLINGS COMPLETED IN THE THIRD QUARTER OF 2012 (PRELIMINARY DATA)

According to the preliminary data of the National Statistical Institute in the third quarter of 2012 the number of newly built residential buildings was 596 (Annex, Table 1) and compared to the corresponding quarter of the previous year decreased by 11.3%. The newly built dwellings in them were 2 652 or by 18.4% fewer (Figure 1).

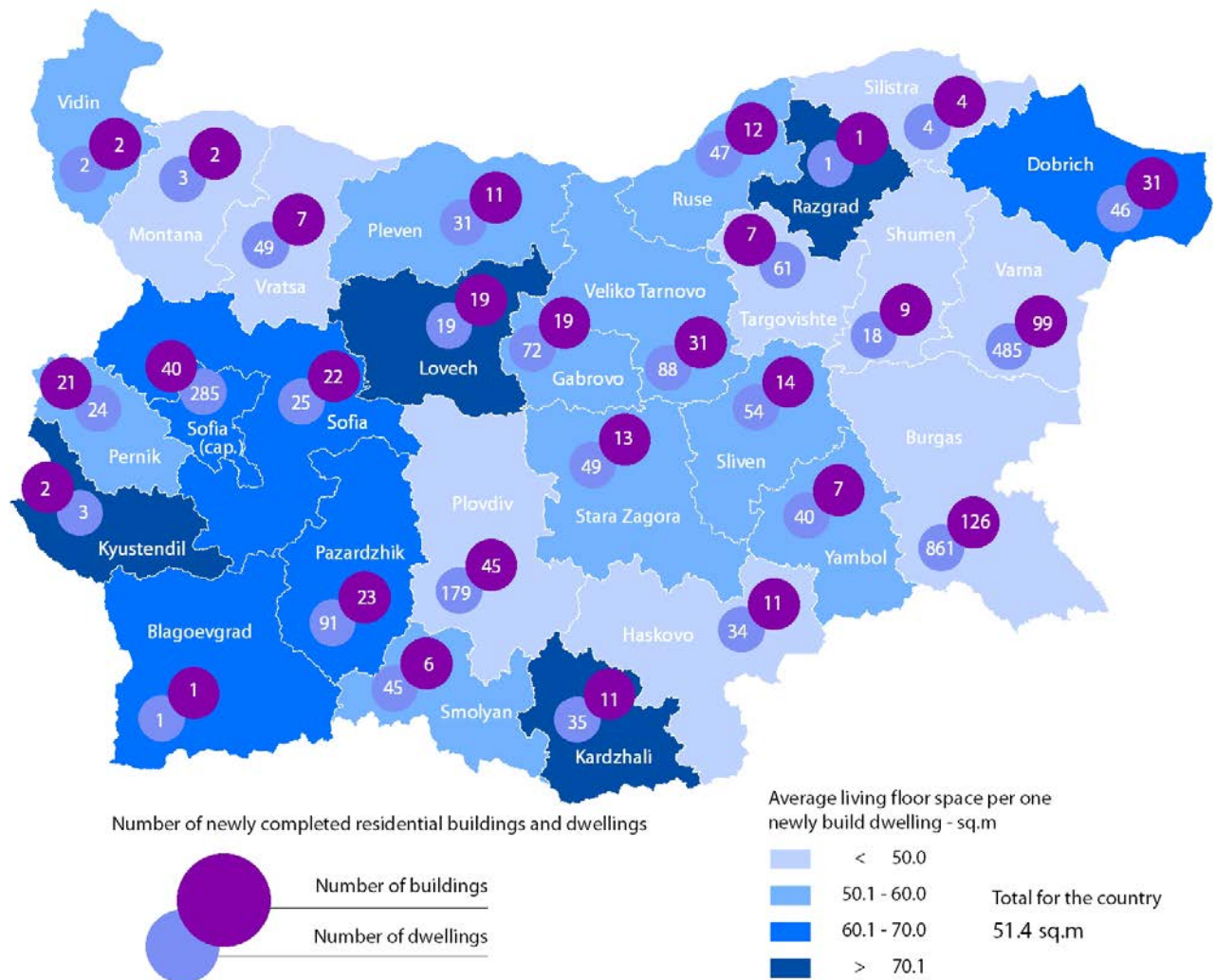
Figure 1. Newly built residential buildings and dwellings completed



The highest number of the residential buildings and dwellings has been built in the district Burgas - 126 buildings with 861 dwellings in them, district Varna - 99 residential buildings with 485 dwellings and district Plovdiv - 45 residential buildings with 179 dwellings (Figure 2).



Figure 2. Newly built residential buildings and dwellings completed in the third quarter of 2012 by districts



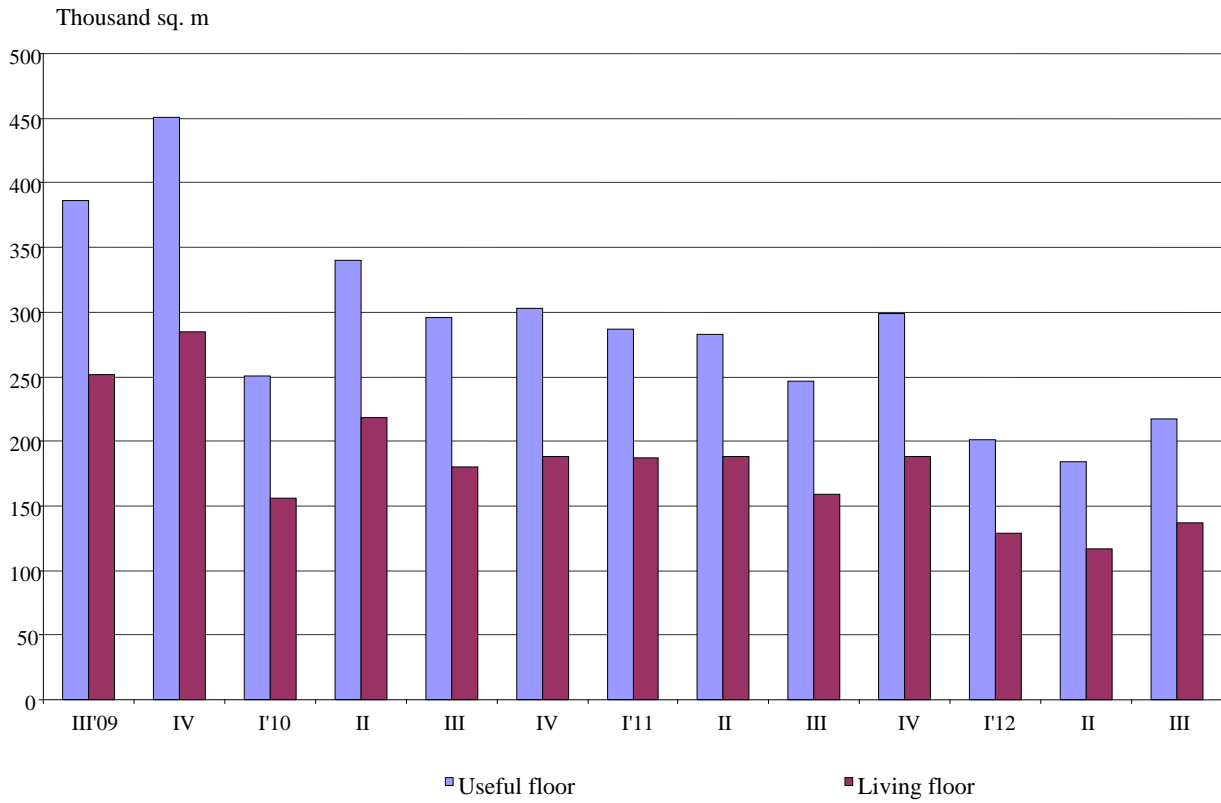
In the third quarter of 2012 the useful space of the newly built dwellings was 217.7 thousand sq. m or by 11.6% less than in the same quarter of 2011. The living floor space also decreased by 14.3% to 136.4 thousand sq. m (Figure 3).

At the same time the average useful floor space of the newly built dwelling increased from 75.8 sq. m in the third quarter of 2011 to 82.1 sq. m in the same quarter of 2012.

The biggest average useful floor space of a newly built dwelling was recorded in the district Razgrad - 158.0 sq. m and Lovech - 147.5 sq. m, and the smallest one in the district Haskovo - 55.2 sq. m and district Vratsa - 70.4 sq. m.



Figure 3. Total useful floor space and living floor space of the newly built dwellings completed





Methodological notes

The statistical data about the newly built residential buildings and dwellings was developed on the basis of the quarterly reports obtained from the municipal administrations.

In the scope of the survey were the newly built residential buildings with approved record of handover Form 16 or a valid usage license according to Regulation № 2/31.07.2003 of the Ministry of Regional Development and Public Works.

Living floor space is the floor space of living-rooms, bedrooms, recesses for sleeping, dining-rooms, the rooms for day-stay, cabinets and libraries of scientists and drawing-rooms but does not include the space of the kitchens.

Service floor space is the floor space of the rooms and kitchens with less than 4 square meters floor space, vestibules with a portal or an other screen, corridors, bathrooms, toilets, larders, hanging closets, other service rooms such as drying-rooms, laundries or balconies not depending on their space. The space of kitchens with over 4 sq. m. floor space is shown separately.

The useful floor space of the dwelling is sum of the living-floor-space, service floor space and the space of the kitchens.



Annex

Table 1

Newly build residential buildings and dwellings completed in the third quarter of 2012¹

Districts	Newly completed residential buildings and dwellings - number		Useful floor area of newly built dwellings - sq. m			
	Buildings	Dwellings	Total	Living floor space	Service floor space	Area of kitchens
Total	596	2652	217693	136397	61623	19673
Blagoevgrad	1	1	96	62	20	14
Burgas	126	861	65064	41870	18024	5170
Varna	99	485	34836	21546	11733	1557
Veliko Tarnovo	31	88	6820	4466	1957	397
Vidin	2	2	176	102	50	24
Vratsa	7	49	3451	2182	982	287
Gabrovo	19	72	7656	4095	2947	614
Dobrich	31	46	6037	3125	1993	919
Kardzhali	11	35	4210	2531	1270	409
Kyustendil	2	3	385	257	87	41
Lovech	19	19	2802	1582	903	317
Montana	2	3	269	141	104	24
Pazardzhik	23	91	10551	5516	3312	1723
Pernik	21	24	2256	1366	601	289
Pleven	11	31	2792	1568	884	340
Plovdiv	45	179	16289	8697	5686	1906
Razgrad	1	1	158	82	56	20
Ruse	12	47	4329	2632	1211	486
Silistra	4	4	306	187	98	21
Sliven	14	54	4172	2776	1185	211
Smolyan	6	45	3559	2434	780	345
Sofia	22	25	2820	1739	716	365
Sofia capital	40	285	23684	17598	3543	2543
Stara Zagora	13	49	4251	2592	895	764
Targovishte	7	61	4349	2690	1235	424
Haskovo	11	34	1877	1426	279	172
Shumen	9	18	1460	884	418	158
Yambol	7	40	3038	2251	654	133

¹ Preliminary data.