



**FOREIGN DIRECT INVESTMENTS AS OF 31.12.2023 AND EXPENDITURE ON
ACQUISITION OF TANGIBLE FIXED ASSETS IN 2023
(PRELIMINARY DATA)**

1. Foreign direct investments¹ as of 31.12.2023

The foreign direct investments (FDI) in the *non-financial sector* as of 31.12.2023 amounted to 32 566 million euro at current prices.

The largest volume of the foreign direct investments was in Industry sector - 13 527 million euro. Next by FDI volume was Service sector (Wholesale and retail trade; repair of motor vehicles and motorcycles; Transport, communication and services; Accommodation and food service activities) - 7 793 million euro.

In the sector Information and communication are made 1.5 percentage points more foreign direct investments compared to the previous year, and in the Construction sector, they decrease by 0.1 percentage points.

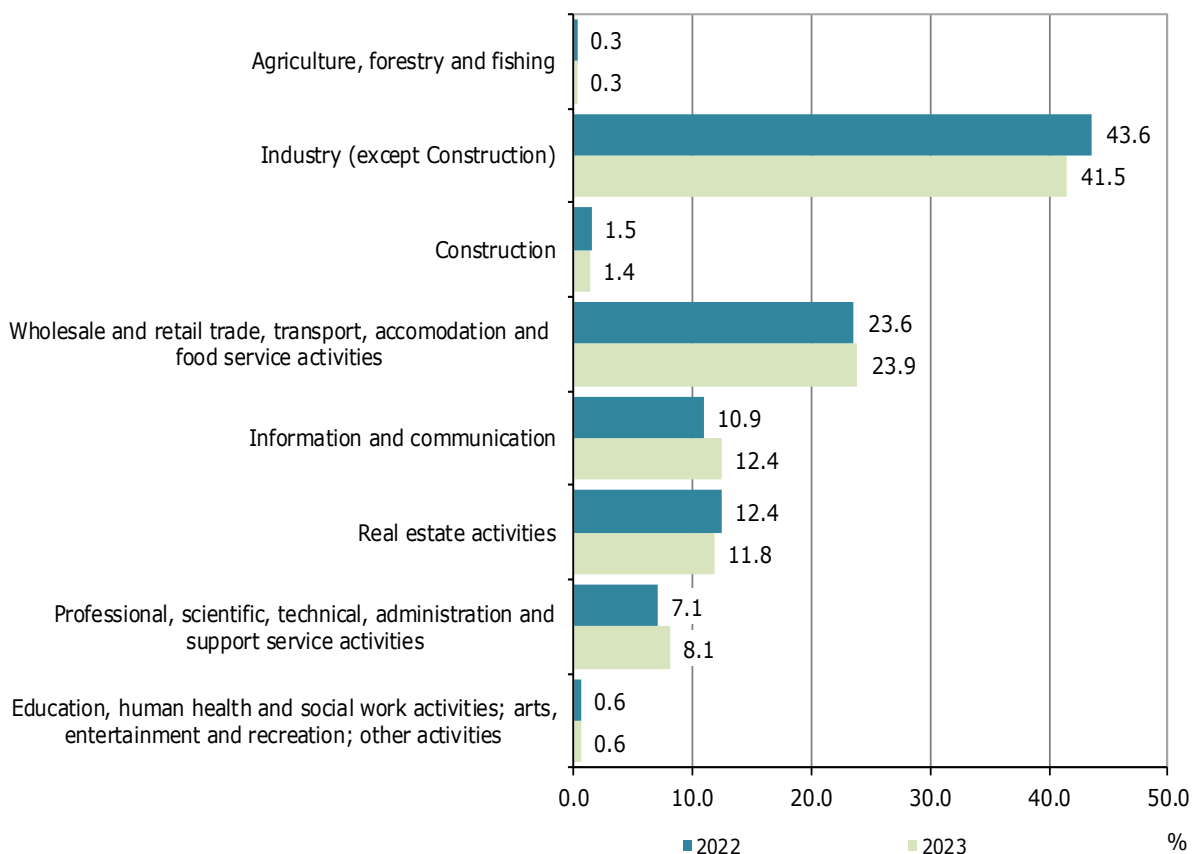
¹ **Foreign direct investment** is an investment, which includes a long-term relationship, referring to a significant degree of influence of a resident of a foreign economy (foreign direct investor) on the management of an enterprise - resident of the Bulgarian economy (investment enterprise). Direct investment comprises not only the initial transaction establishing the relationship between the investor and the enterprise but also all subsequent transactions between them.

The volume of the foreign direct investment in the investment enterprise is defined as a sum:

- Of the foreign share in the equity capital of the enterprise;
- Plus the amount of the unpaid part of long and short-term loans and trade credits granted by the foreign investor to the investment enterprise as of 31.12. of the surveyed year;
- Minus the amount of unpaid part of the long and short-term loans and trade credits granted by the investment enterprise to the foreign investor as of 31.12. of the surveyed year.

**FOREIGN DIRECT INVESTMENTS AND EXPENDITURE ON ACQUISITION
OF TANGIBLE FIXED ASSETS IN 2023
(PRELIMINARY DATA)**

Figure 1. Structure of the foreign direct investments in non-financial enterprises by economic activity as of 31.12.



2. Expenditure on acquisition of tangible fixed assets² in 2023

The expenditure on acquisition of tangible fixed assets in 2023 in *all sectors of the economy* amounted to 33 586 million BGN at current prices.

The largest volume of investments in tangible fixed assets was in the sector of Industry - 9 053 million BGN, followed by Service sector (Wholesale and retail trade; repair of motor vehicles and motorcycles; Transport, communication and services;

² **The expenditure on acquisition of tangible fixed assets** during the period under review includes the actual costs: land purchase and building construction, construction equipment and mechanisms through order and produced by own account, for delivery and installation of tangible fixed assets, for machinery, equipment and means of transport, for geological and hydrological prospecting, for research and design related to construction and other expenditure, connected with acquiring tangible fixed assets.

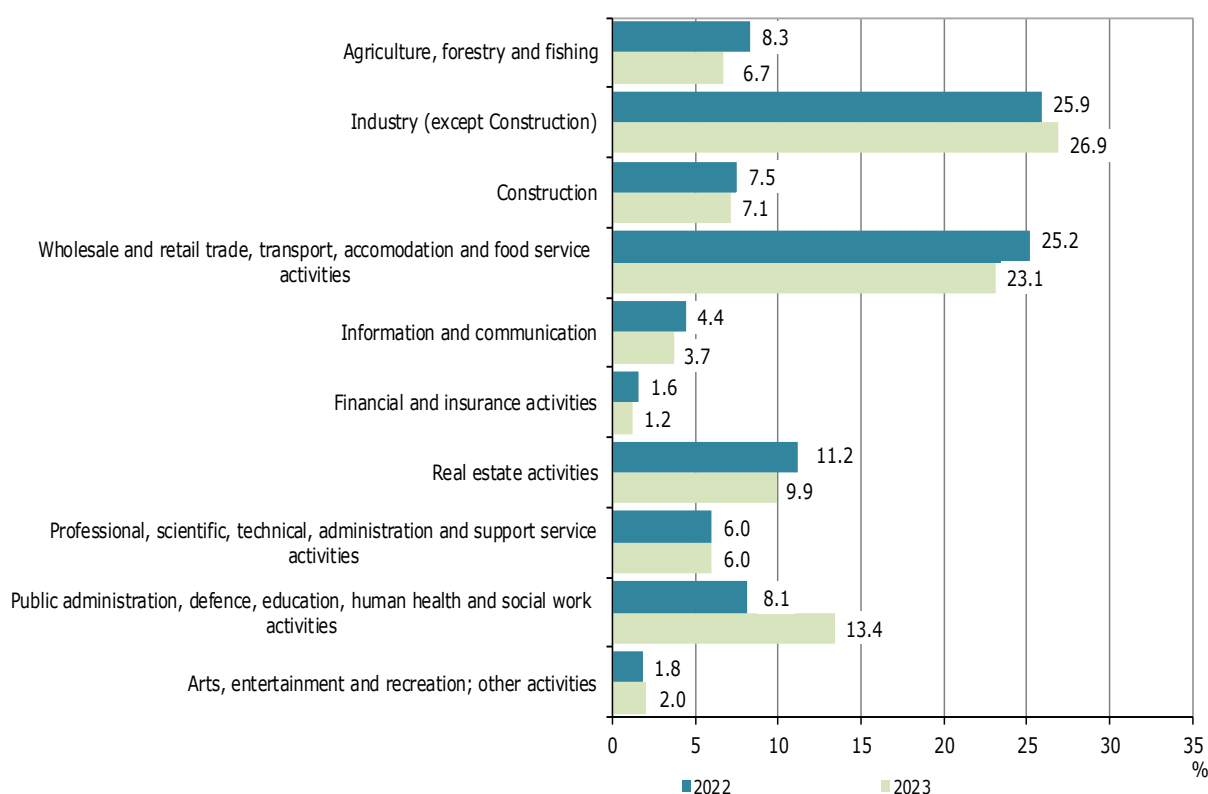
The current maintenance cost of existing tangible fixed assets is not included in the volume of expenditure on acquisition of tangible fixed assets.

**FOREIGN DIRECT INVESTMENTS AND EXPENDITURE ON ACQUISITION
OF TANGIBLE FIXED ASSETS IN 2023
(PRELIMINARY DATA)**

Accommodation and food service activities) with 7 749 million BGN.

In the structure of expenditure on acquisition of tangible fixed assets, an increase was observed in the investments made in the industrial sector, as their relative share increased by 1.0 percentage points compared to 2022 and a decrease in the Service sector (Wholesale and retail trade; repair of motor vehicles and motorcycles; Transport, communication and services; Accommodation and food service activities) by 2.1 percentage points.

Figure 2. Structure of the expenditure on acquisition of tangible fixed assets in 2022 and 2023 by economic activity

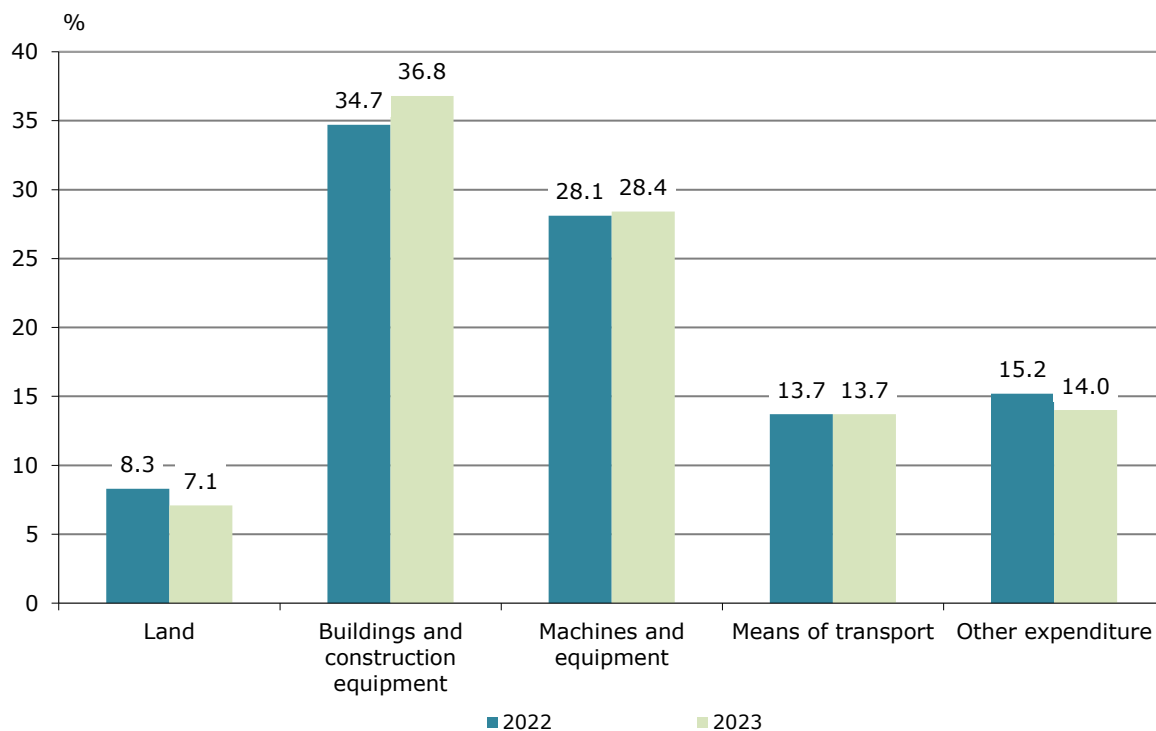


During the reporting year, the structure of expenditure on acquisition of tangible fixed assets by kind was changed. The relative share of investments for buildings and construction equipment increased by 2.1 percentage points compared to the previous year and reached 36.8%. Investments for machines, production equipment and apparatus also increased by 0.3 percentage points, forming respectively 28.4% of the total volume of investments in of expenditure on acquisition of tangible fixed assets. At the same time, a decrease was observed in the purchase of land and other expenses

**FOREIGN DIRECT INVESTMENTS AND EXPENDITURE ON ACQUISITION
OF TANGIBLE FIXED ASSETS IN 2023
(PRELIMINARY DATA)**

by 1.2 percentage points and reached 7.1 and 14.0%, respectively, while there was no change in the case of means of transport compared to the previous year.

Figure 3. Structure of the expenditure on acquisition of tangible fixed assets by kind in 2022 and 2023



**FOREIGN DIRECT INVESTMENTS AND EXPENDITURE ON ACQUISITION
OF TANGIBLE FIXED ASSETS IN 2023
(PRELIMINARY DATA)**

Methodological notes

Foreign direct investment is an investment, which includes a long-term relationship, referring to a significant degree of influence of a resident of a foreign economy (foreign direct investor) on the management of an enterprise - resident of the Bulgarian economy (investment enterprise). Direct investment comprises not only the initial transaction establishing the relationship between the investor and the enterprise but also all subsequent transactions between them.

The volume of the foreign direct investment in the investment enterprise is defined as a sum:

- Of the foreign share in the equity capital of the enterprise;
- Plus the amount of the unpaid part of long and short-term loans and trade credits granted by the foreign investor to the investment enterprise as of 31.12. of the surveyed year;
- Minus the amount of unpaid part of the long and short-term loans and trade credits granted by the investment enterprise to the foreign investor as of 31.12. of the surveyed year.

The expenditure on acquisition of tangible fixed assets during the period under review includes the actual costs: land purchase and building construction, construction equipment and mechanisms through order and produced by own account, for delivery and installation of tangible fixed assets, for machinery, equipment and means of transport, for geological and hydrological prospecting, for research and design related to construction and other expenditure, connected with acquiring tangible fixed assets.

The current maintenance cost of existing tangible fixed assets is not included in the volume of expenditure on acquisition of tangible fixed assets.

**FOREIGN DIRECT INVESTMENTS AND EXPENDITURE ON ACQUISITION
OF TANGIBLE FIXED ASSETS IN 2023
(PRELIMINARY DATA)**

Annex

Table 1

**Foreign direct investments¹ in non-financial enterprises by economic activity as
of 31.12.**

(Million euro)

Economic activity groupings (A10)	NACE Rev.2 code	2020	2021	2022	2023*
Non-financial enterprises²	Total	26884	28184	29376	32566
Agriculture, forestry and fishing	A	58	71	77	84
Industry (except Construction)	B-E	11622	12214	12817	13527
Construction	F	645	500	452	446
Wholesale and retail trade, transport, accommodation and food service activities	G-I	5917	6287	6932	7793
Information and communication	J	1905	2186	3210	4029
Real estate activities	L	3279	3505	3640	3831
Professional, scientific, technical, administration and support service activities	M_N	3354	3307	2090	2651
Public administration, defence, education, human health and social work activities	O-Q	36	34	30	42
Arts, entertainment and recreation; other activities	R-U	68	80	128	163

¹ Data at current prices.

² The non-financial enterprises include all sections by NACE Rev. 2 with the exception of 'Financial and insurance activities', 'Public administration and defence, compulsory social security', 'Activities of membership organisations' and 'Activities of households'.

* Preliminary data.

**FOREIGN DIRECT INVESTMENTS AND EXPENDITURE ON ACQUISITION
OF TANGIBLE FIXED ASSETS IN 2023
(PRELIMINARY DATA)**

Table 2

Expenditure on acquisition of tangible fixed assets¹ by economic activity

(MillionBGN)

Economic activity groupings (A10)	NACE Rev.2 code	2020	2021	2022	2023*
Total	Total	23157	23036	27522	33586
Agriculture, forestry and fishing	A	1406	1719	2268	2239
Industry (except Construction)	B-E	5378	5627	7140	9053
Construction	F	1917	2137	2050	2393
Wholesale and retail trade, transport, accommodation and food service activities	G-I	7516	5919	6937	7749
Information and communication	J	700	888	1222	1235
Financial and insurance activities	K	336	340	450	395
Real estate activities	L	2223	2613	3087	3349
Professional, scientific, technical, administration and support service activities	M_N	1127	1375	1660	2009
Public administration, defence, education, human health and social work activities	O-Q	2304	2073	2222	4509
Arts, entertainment and recreation; other activities	R-U	250	345	486	655

¹ Data at current prices.

* Preliminary data.