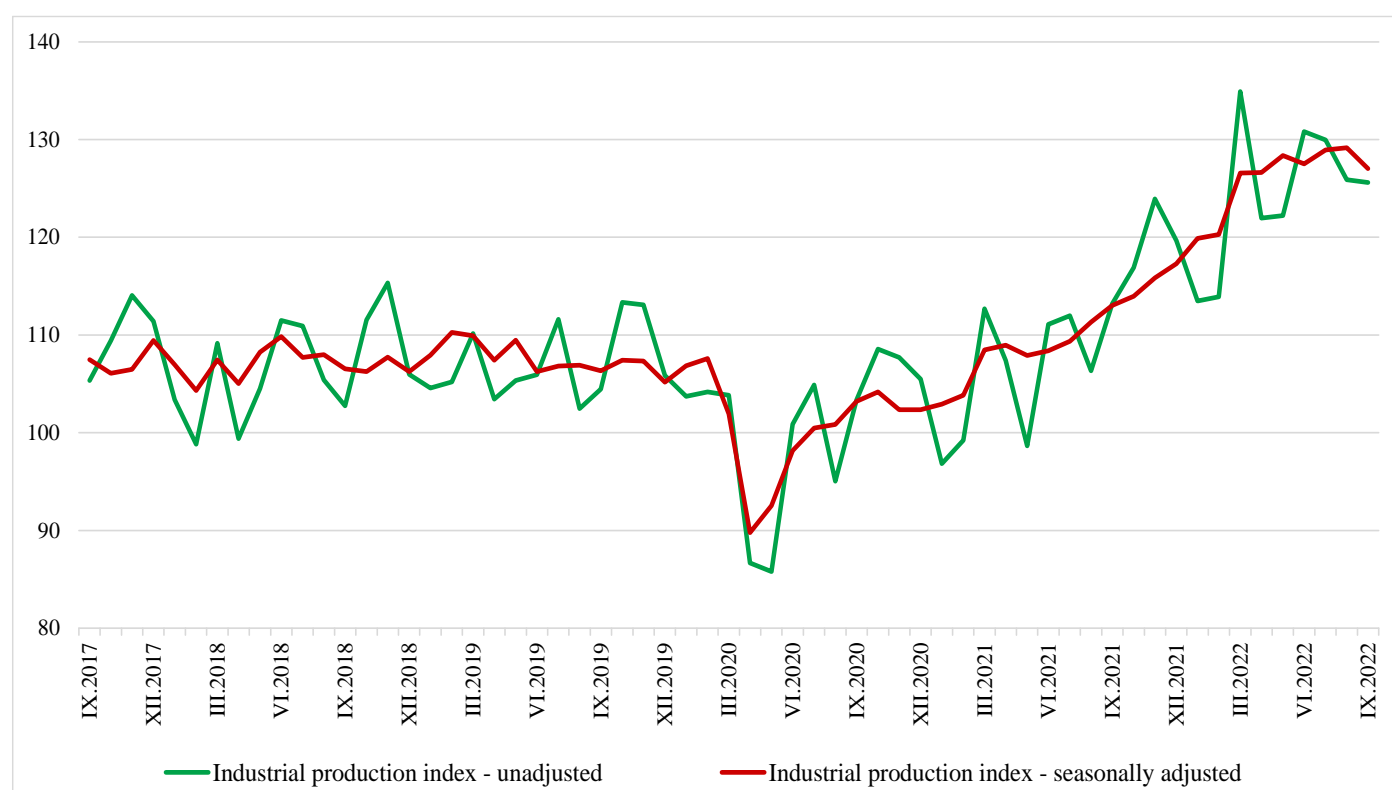


INDUSTRIAL PRODUCTION INDICES IN SEPTEMBER 2022¹

The Industrial Production Index² decreased by 1.7% in September 2022 compared to August 2022. The data are preliminary and seasonally adjusted³.

In September 2022, the calendar adjusted⁴ Industrial Production Index rose by 11.0% in comparison with the same month of 2021.

Figure 1. Industrial Production Indices (2015 = 100)



¹ September 2022 data is preliminary. The final data on Industrial Production and Turnover Indices for August 2022 can be found on the NSI website: <http://www.nsi.bg/en>.

² The Monthly Industrial Production and Industrial Turnover Indices measure changes in production and turnover values of industrial enterprises. This information can be used to assess the current economic development and for short-term forecasts. Indices do not measure the actual production level; they aim to measure the average change in the value of production between two points in time. Indices are compiled based on information collected through a representative sampling survey on industrial enterprises. The sample covers enterprises with an annual turnover of more than 97% of the total turnover in the industry. Industrial production indices are calculated at constant base year that is to say they are weighted with the structure of the value added at factor costs in the base year.

³ Seasonal adjustment is a statistical method, which eliminates the seasonal component of the time series.

⁴ Calendar adjustment is an adjustment for variations caused by calendar effects, different number of calendar and working days in the months, national holidays and outliers (for example, the presence of more non-working days in May could contribute to the decline in production in some activities).

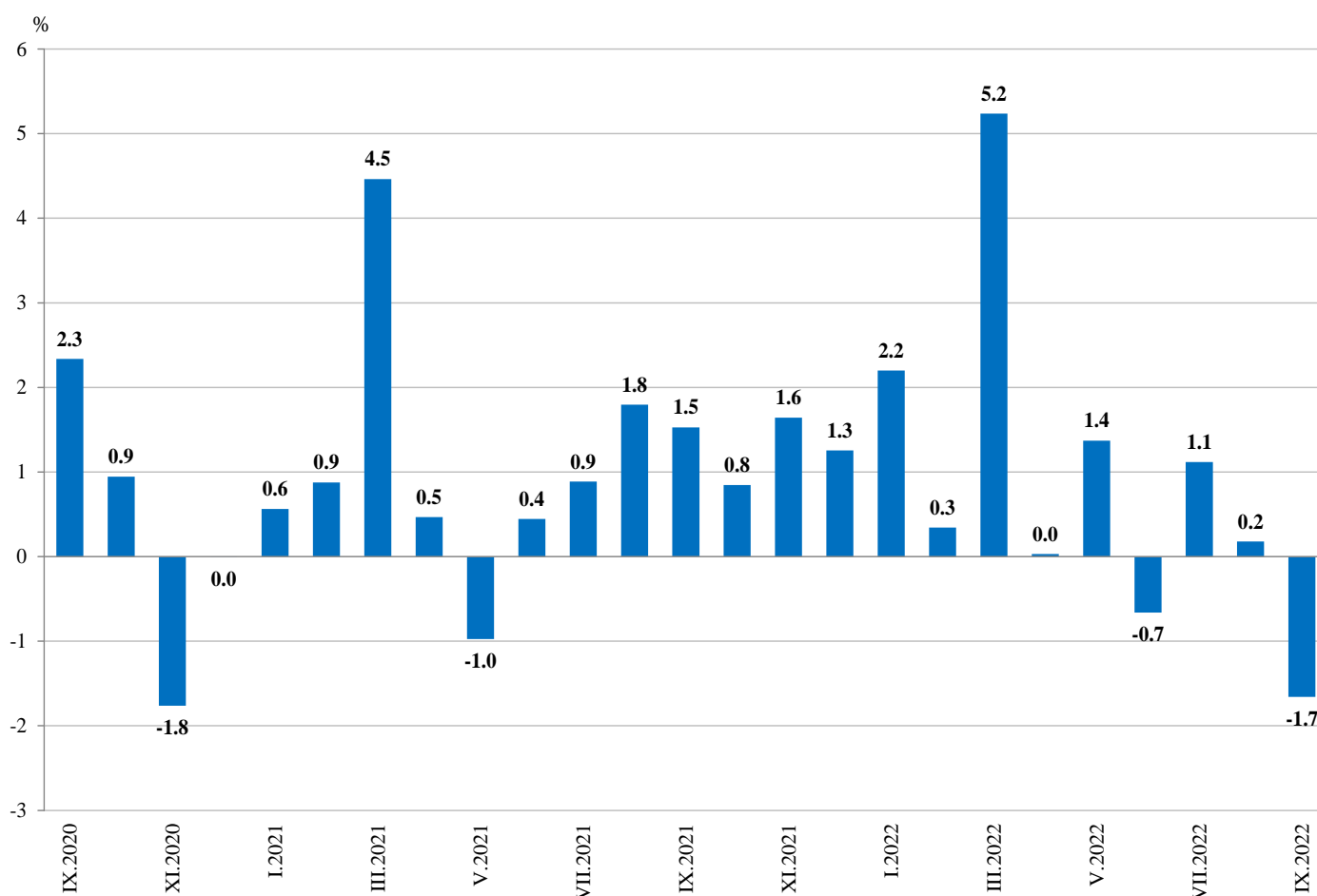
Monthly changes

Compared to the previous month, a decrease was reported in the electricity, gas, steam and air conditioning supply - by 10.4%, while an increase was seen in the mining and quarrying industry - by 2.8% and in the manufacturing - by 1.4%.

A major growth was observed in the manufacture of computer, electronic and optical products - by 19.5%, in the manufacture of furniture - by 7.6%, in the manufacture of other transport equipment - by 7.1%, in the manufacture of basic pharmaceutical products and pharmaceutical preparations - by 6.4%, in the manufacture of wearing apparel - by 6.2% and in the manufacture of leather and related products - by 5.5%.

A decline was seen in the manufacture of tobacco products - by 13.1%, in the manufacture of food products - by 9.2%, in the manufacture of textiles - by 5.7% and in the manufacture of paper and paper products - by 5.4%.

Figure 2. Changes of Industrial Production Indices compared to the previous month (Seasonally adjusted)



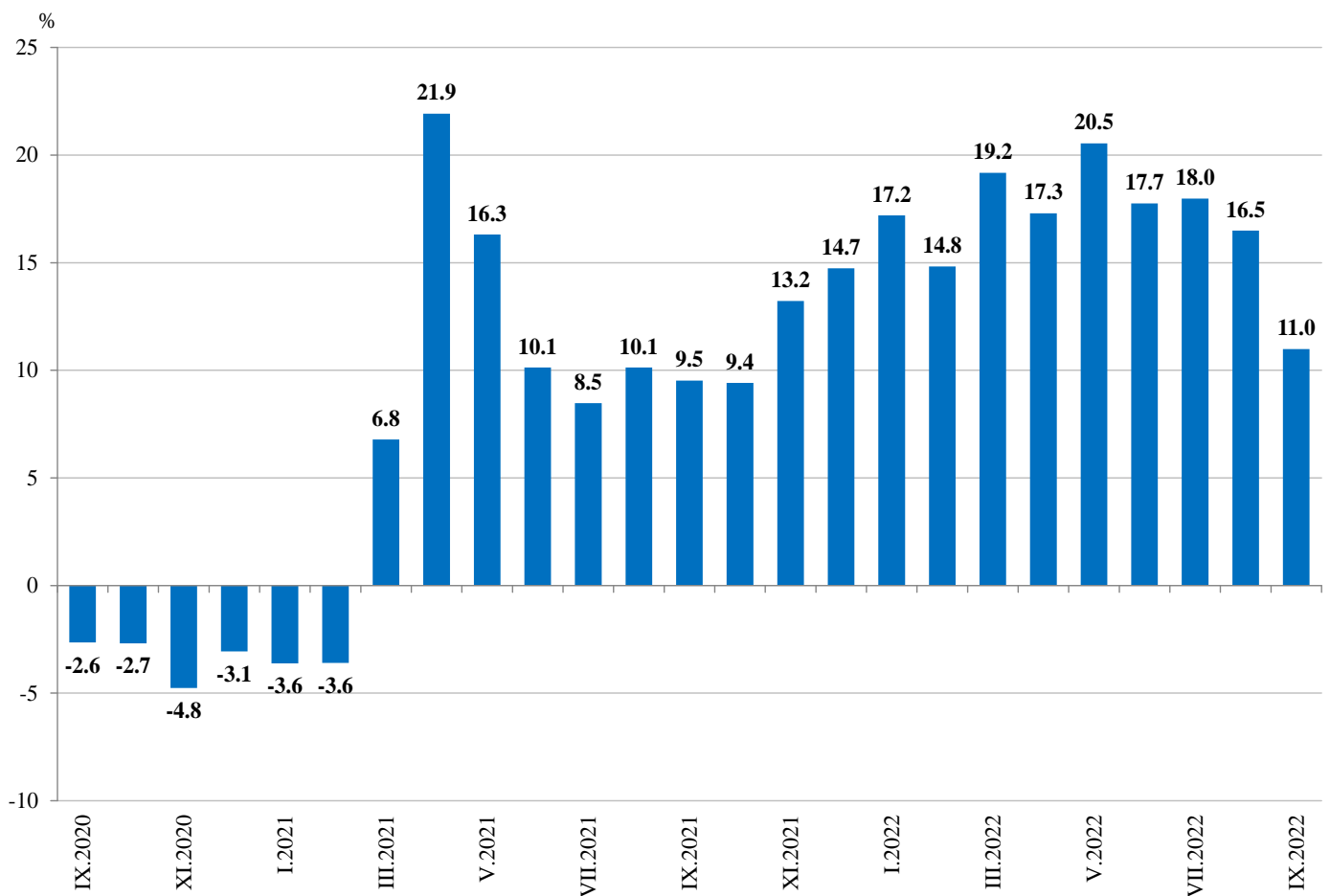
Annual changes

A growth compared to September 2021 was registered in the manufacturing - by 13.8% and in the electricity, gas, steam and air conditioning supply - by 4.6%, while a decline was observed in the mining and quarrying industry - by 2.4%.

The most significant increase in the manufacturing compared to the same month of the previous year was seen in the manufacture of computer, electronic and optical products - by 45.9%, in the manufacture of beverages - by 43.3%, in the manufacture of motor vehicles, trailers and semi-trailers - by 39.3%, in the manufacture of other transport equipment - by 35.3% and in the manufacture of fabricated metal products, except machinery and equipment - by 30.7%.

A decrease was reported in the manufacture of textiles - by 10.3%, in the manufacture of paper and paper products - by 9.3% and in the manufacture of tobacco products - by 7.5%.

Figure 3. Changes of Industrial Production Indices compared to the same month of the previous year (Calendar adjusted)





Annex

Table 1

Changes of Industrial Production Indices compared to the previous month¹

(Percent)

Economic activities	NACE.BG - 2008	2022					
		IV	V	VI	VII	VIII	IX*
Industry	B_TO_E36	0.0	1.4	-0.7	1.1	0.2	-1.7
Mining and quarrying	B	-16.2	13.0	-9.9	6.0	-8.1	2.8
Mining of coal and lignite	B05	-19.8	8.5	-12.1	7.4	-15.9	5.8
Extraction of crude petroleum and natural gas	B06
Mining of metal ores	B07	-20.5	26.6	-5.3	-3.2	1.1	2.5
Other mining and quarrying	B08	-5.4	-3.5	-0.5	-0.3	1.2	3.9
Mining support service activities	B09
Manufacturing	C	4.2	1.6	-2.2	-1.5	1.3	1.4
Manufacture of food products	C10	0.6	1.8	-7.0	-2.9	9.5	-9.2
Manufacture of beverages	C11	3.4	-3.6	0.8	-6.1	2.6	-2.5
Manufacture of tobacco products	C12	12.1	3.3	11.8	-16.4	16.7	-13.1
Manufacture of textiles	C13	0.0	-6.1	1.9	-2.9	6.6	-5.7
Manufacture of wearing apparel	C14	4.9	-1.4	-4.8	-3.2	-3.2	6.2
Manufacture of leather and related products	C15	3.3	-7.3	-2.1	-3.0	-1.9	5.5
Manufacture of wood and of products of wood and cork, except furniture; manufacture of articles of straw and plaiting materials	C16	-1.4	0.2	-15.8	4.2	-8.2	-0.1
Manufacture of paper and paper products	C17	-0.6	4.3	-2.1	0.8	-4.5	-5.4
Printing and reproduction of recorded media	C18	2.1	-0.1	-8.2	2.6	-2.6	0.5
Manufacture of coke and refined petroleum products	C19
Manufacture of chemicals and chemical products	C20	-7.1	1.3	-9.1	-3.5	-6.1	3.6
Manufacture of basic pharmaceutical products and pharmaceutical preparations	C21	10.5	-2.0	11.5	-8.5	-9.0	6.4
Manufacture of rubber and plastic products	C22	0.1	-0.1	-3.3	-1.8	-4.8	1.9
Manufacture of other non-metallic mineral products	C23	0.9	2.5	-5.2	-0.7	4.1	0.0
Manufacture of basic metals	C24	-1.0	8.9	-4.0	-4.6	4.5	0.0
Manufacture of fabricated metal products, except machinery and equipment	C25	47.6	-13.7	-4.2	-7.1	9.4	1.8
Manufacture of computer, electronic and optical products	C26	14.5	3.4	-2.8	8.5	-9.9	19.5
Manufacture of electrical equipment	C27	4.6	1.5	-0.8	-0.5	-1.1	2.7
Manufacture of machinery and equipment n.e.c.	C28	0.4	3.1	-3.6	3.9	-0.8	-3.3
Manufacture of motor vehicles, trailers and semi-trailers	C29	-12.0	5.6	10.1	-11.0	11.3	3.1
Manufacture of other transport equipment	C30	9.1	11.6	12.0	13.3	-9.1	7.1
Manufacture of furniture	C31	-4.8	5.0	-4.0	-2.6	-8.4	7.6
Other manufacturing	C32	1.6	4.1	10.8	-18.8	-0.4	3.6
Repair and installation of machinery and equipment	C33	-10.7	27.1	-20.9	3.7	9.1	-3.7
Electricity, gas, steam and air conditioning supply	D	-19.9	-1.4	16.7	13.8	-6.4	-10.4
Electricity, gas, steam and air conditioning supply	D35	-19.9	-1.4	16.7	13.8	-6.4	-10.4

¹ Seasonally adjusted.

* Preliminary data.

‘..’ - Confidential data.



Table 2

Changes of Industrial Production Indices compared to the same month of the previous year¹
(Percent)

Economic activities	NACE.BG - 2008	2022					
		IV	V	VI	VII	VIII	IX*
Industry	B_TO_E36	17.3	20.5	17.7	18.0	16.5	11.0
Mining and quarrying	B	7.1	18.6	2.3	19.8	-6.0	-2.4
Mining of coal and lignite	B05	51.3	86.0	43.1	73.8	5.0	0.0
Extraction of crude petroleum and natural gas	B06
Mining of metal ores	B07	-14.3	8.3	-14.3	0.1	-13.7	-6.7
Other mining and quarrying	B08	4.2	-1.2	2.9	-0.5	8.9	5.9
Mining support service activities	B09
Manufacturing	C	18.4	21.5	16.5	12.4	12.7	13.8
Manufacture of food products	C10	11.0	15.4	10.0	2.2	17.1	3.7
Manufacture of beverages	C11	42.7	40.5	51.1	29.6	41.9	43.3
Manufacture of tobacco products	C12	2.0	8.0	2.7	-20.7	32.6	-7.5
Manufacture of textiles	C13	5.7	2.9	0.8	-2.7	-6.0	-10.3
Manufacture of wearing apparel	C14	26.9	32.5	19.2	15.2	2.3	15.3
Manufacture of leather and related products	C15	-0.6	-0.2	-0.7	-11.3	-8.5	-0.3
Manufacture of wood and of products of wood and cork, except furniture; manufacture of articles of straw and plaiting materials	C16	27.5	22.7	10.1	11.5	-6.8	-5.2
Manufacture of paper and paper products	C17	9.4	18.3	6.9	6.6	-2.5	-9.3
Printing and reproduction of recorded media	C18	5.3	10.4	-7.0	-4.5	-12.8	-5.4
Manufacture of coke and refined petroleum products	C19
Manufacture of chemicals and chemical products	C20	31.1	22.2	0.6	-3.4	-7.8	-3.3
Manufacture of basic pharmaceutical products and pharmaceutical preparations	C21	16.3	7.0	29.9	7.7	-14.2	4.7
Manufacture of rubber and plastic products	C22	-1.8	0.6	-4.4	0.3	-12.8	-4.0
Manufacture of other non-metallic mineral products	C23	18.9	13.4	8.8	7.4	7.4	8.7
Manufacture of basic metals	C24	-2.5	17.4	13.4	20.8	26.0	25.7
Manufacture of fabricated metal products, except machinery and equipment	C25	43.6	22.9	28.8	6.3	44.4	30.7
Manufacture of computer, electronic and optical products	C26	42.9	41.3	37.8	50.2	23.4	45.9
Manufacture of electrical equipment	C27	5.1	9.8	11.1	12.6	8.9	9.3
Manufacture of machinery and equipment n.e.c.	C28	19.8	23.8	8.6	18.2	14.9	12.1
Manufacture of motor vehicles, trailers and semi-trailers	C29	-0.4	20.1	19.0	14.7	8.2	39.3
Manufacture of other transport equipment	C30	-3.5	37.0	13.5	39.5	64.9	35.3
Manufacture of furniture	C31	3.5	12.3	4.3	1.2	-6.0	-1.7
Other manufacturing	C32	57.2	96.2	99.7	42.9	33.5	22.0
Repair and installation of machinery and equipment	C33	8.4	35.9	10.5	20.1	23.5	5.3
Electricity, gas, steam and air conditioning supply	D	19.5	14.1	39.3	52.0	51.1	4.6
Electricity, gas, steam and air conditioning supply	D35	19.5	14.1	39.3	52.0	51.1	4.6

¹ Calendar adjusted.

* Preliminary data.

‘..’ - Confidential data.



Table 3

Industrial Production Indices
(Seasonally adjusted, 2015 = 100)

NACE.BG - 2008	2021				2022								
	IX	X	XI	XII	I	II	III	IV	V	VI	VII	VIII	IX*
B_TO_E36	113.0	114.0	115.8	117.3	119.9	120.3	126.6	126.6	128.4	127.5	128.9	129.2	127.0
B	123.8	114.3	124.1	123.3	135.6	129.2	141.6	118.6	134.0	120.7	128.0	117.6	120.8
B05	109.1	114.6	115.6	112.5	130.0	132.6	149.6	120.0	130.2	114.5	122.9	103.4	109.4
B06
B07	133.0	108.9	134.6	135.4	127.5	118.2	129.9	103.2	130.7	123.8	119.7	121.0	124.1
B08	146.1	135.6	141.8	146.4	158.5	153.5	161.9	153.1	147.8	147.0	146.6	148.5	154.3
B09
C	117.2	117.0	118.3	121.0	125.0	125.4	128.3	133.7	135.8	132.8	130.8	132.6	134.5
C10	112.1	114.6	115.2	115.9	122.8	123.5	128.2	128.9	131.2	121.9	118.4	129.6	117.7
C11	62.2	64.5	67.6	62.3	98.6	88.2	91.7	94.9	91.5	92.2	86.6	88.9	86.6
C12	42.0	32.2	34.1	26.9	36.3	31.3	35.8	40.1	41.5	46.4	38.8	45.3	39.3
C13	121.8	126.6	115.6	129.7	122.0	117.0	117.5	117.5	110.4	112.5	109.2	116.4	109.8
C14	71.2	73.7	75.7	77.4	79.5	78.3	84.2	88.3	87.1	82.9	80.3	77.7	82.5
C15	70.5	72.0	74.2	75.0	78.2	76.6	73.0	75.4	69.9	68.4	66.4	65.1	68.7
C16	89.2	79.0	79.2	88.5	95.4	96.6	108.5	107.0	107.3	90.3	94.1	86.4	86.3
C17	109.7	107.0	104.3	108.3	104.8	104.1	108.8	108.1	112.7	110.3	111.2	106.2	100.5
C18	116.8	122.2	124.8	120.3	121.2	112.2	118.2	120.7	120.6	110.8	113.6	110.7	111.2
C19
C20	119.2	130.0	135.6	140.9	154.8	147.9	145.1	134.8	136.6	124.1	119.7	112.4	116.4
C21	117.9	123.5	124.4	124.7	123.9	115.3	115.3	127.5	124.9	139.2	127.4	115.9	123.3
C22	142.0	141.3	139.6	146.2	154.2	149.2	149.3	149.5	149.4	144.6	141.9	135.2	137.8
C23	122.2	121.7	127.4	117.1	132.7	134.2	131.2	132.5	135.7	128.7	127.8	133.0	133.0
C24	95.8	105.3	105.3	111.4	114.3	116.8	117.1	116.0	126.4	121.3	115.7	120.9	120.8
C25	122.2	115.7	116.1	117.2	127.7	119.5	126.2	186.3	160.8	154.1	143.1	156.6	159.5
C26	236.5	278.7	268.7	205.4	254.7	239.4	250.8	287.1	296.9	288.5	312.9	282.0	337.1
C27	153.6	145.0	147.1	150.9	153.7	154.9	157.7	164.9	167.3	166.0	165.2	163.4	167.8
C28	116.1	120.8	121.3	121.7	129.1	128.8	132.0	132.5	136.6	131.7	136.8	135.7	131.3
C29	116.0	103.4	122.8	153.7	135.6	148.2	153.0	134.7	142.2	156.5	139.3	155.0	159.8
C30	252.5	227.2	219.6	257.3	206.9	240.8	210.3	229.5	256.1	286.9	325.1	295.6	316.6
C31	108.3	110.0	108.0	103.7	118.4	116.7	116.0	110.5	116.0	111.3	108.4	99.3	106.9
C32	170.2	132.7	176.2	201.3	179.4	185.4	213.6	217.0	226.0	250.4	203.3	202.6	209.8
C33	121.2	115.2	93.9	117.3	112.5	117.2	131.0	117.0	148.7	117.6	121.9	133.1	128.1
D	96.1	105.9	102.8	98.7	94.6	96.5	119.9	96.0	94.7	110.6	125.8	117.8	105.6
35	96.1	105.9	102.8	98.7	94.6	96.5	119.9	96.0	94.7	110.6	125.8	117.8	105.6

* Preliminary data.

'..' - Confidential data.



Table 4

Industrial Production Indices
(Calendar adjusted, 2015 = 100)

NACE.BG - 2008	2019	2020	2021				2022								
	IX	IX	IX	X	XI	XII	I	II	III	IV	V	VI	VII	VIII	IX*
B_TO_E36	106.1	103.3	113.2	119.0	122.8	119.7	116.1	114.6	133.1	123.6	123.4	129.6	132.4	124.2	125.6
B	112.0	107.8	129.3	127.6	134.1	133.6	132.6	123.8	137.9	109.0	125.7	116.5	124.1	115.0	126.3
B05	92.6	65.4	114.8	136.0	129.1	129.1	144.1	135.0	144.4	101.2	113.5	94.7	114.7	98.7	114.8
B06
B07	125.4	141.1	133.0	108.9	134.6	135.4	127.5	118.2	129.9	103.2	130.7	123.8	119.7	121.0	124.1
B08	115.1	117.3	158.6	150.0	159.7	148.5	110.8	120.4	154.3	149.8	150.8	157.7	155.7	156.0	167.9
B09
C	114.5	111.9	118.3	123.9	125.4	117.1	115.1	117.4	133.8	135.3	137.1	140.8	135.9	125.0	134.6
C10	115.0	110.7	117.8	125.9	122.2	120.0	109.9	109.1	129.0	122.7	130.5	125.0	118.2	131.3	122.2
C11	115.5	115.3	69.3	60.3	60.9	62.3	63.2	59.9	80.9	87.5	94.6	111.6	109.1	115.5	99.3
C12	48.7	32.6	44.7	35.2	38.5	26.9	20.6	18.9	35.7	45.7	50.4	61.8	49.8	43.5	41.3
C13	97.0	93.5	118.2	135.8	118.7	115.6	112.1	117.7	127.0	118.7	117.9	122.7	109.4	94.6	106.1
C14	83.3	70.6	69.7	74.5	76.5	74.3	86.5	78.6	86.0	81.8	81.3	86.9	91.8	74.0	80.4
C15	92.6	69.4	67.5	77.1	80.4	69.9	84.0	77.5	73.2	70.3	63.7	71.9	76.0	52.1	67.3
C16	82.9	78.0	94.2	84.7	84.2	84.2	81.0	84.5	107.6	107.1	112.1	94.6	100.9	84.6	89.3
C17	94.6	84.8	109.3	110.0	105.5	105.1	103.7	101.2	112.6	106.0	112.9	112.3	114.2	104.9	99.2
C18	109.9	100.5	112.8	130.8	142.3	122.2	108.3	102.6	118.7	119.1	121.3	111.8	113.9	104.7	106.7
C19
C20	113.0	108.1	117.3	133.1	137.9	138.1	145.5	141.1	158.7	133.6	135.4	127.7	122.5	107.1	113.4
C21	106.5	109.9	112.4	124.6	137.9	130.1	121.4	101.5	127.1	128.2	121.8	147.9	128.4	104.1	117.7
C22	135.2	150.3	144.8	155.4	144.5	128.6	142.6	143.4	156.4	144.9	146.4	149.3	148.6	128.6	139.0
C23	118.0	120.2	131.3	136.1	138.8	103.1	95.1	109.3	128.2	136.0	146.7	138.7	138.3	140.5	142.7
C24	96.4	111.1	86.4	108.8	112.7	107.2	120.6	117.3	127.5	120.2	125.2	118.8	115.5	109.3	108.6
C25	117.0	129.2	125.7	119.9	127.1	128.0	97.2	109.1	126.7	188.0	156.9	164.9	152.9	152.6	164.2
C26	153.9	143.1	226.8	311.5	300.8	207.7	245.8	225.1	260.3	283.0	290.1	298.2	320.9	243.2	330.9
C27	128.9	137.5	158.8	157.6	159.4	133.6	146.2	152.2	165.8	164.9	161.7	175.1	169.8	146.2	173.5
C28	115.6	107.9	115.7	128.0	130.0	115.9	119.6	124.0	139.0	136.8	133.7	140.3	143.3	118.6	129.7
C29	150.3	153.7	114.9	109.1	134.4	138.6	136.0	151.9	165.9	133.7	135.0	166.1	132.1	136.1	160.1
C30	133.7	159.6	224.8	225.6	230.8	217.6	185.8	259.8	237.6	249.2	258.7	325.8	348.7	239.7	304.1
C31	102.2	109.5	111.5	120.1	116.6	100.5	106.8	107.9	118.5	103.9	112.8	116.0	114.2	93.6	109.6
C32	137.3	121.2	181.5	142.5	192.8	182.8	159.9	166.9	217.5	211.6	218.5	285.6	203.9	199.6	221.5
C33	133.1	97.9	127.4	120.4	104.9	156.3	81.0	100.7	134.1	104.6	140.9	120.6	124.5	129.4	134.2
D	70.9	67.0	86.7	99.5	111.4	125.2	117.3	100.9	133.7	85.9	71.6	93.1	124.4	124.4	90.6
D35	70.9	67.0	86.7	99.5	111.4	125.2	117.3	100.9	133.7	85.9	71.6	93.1	124.4	124.4	90.6

* Preliminary data.

‘..’ - Confidential data.