

GROSS DOMESTIC PRODUCT FOR THE SECOND QUARTER OF 2022 (FLASH ESTIMATES)

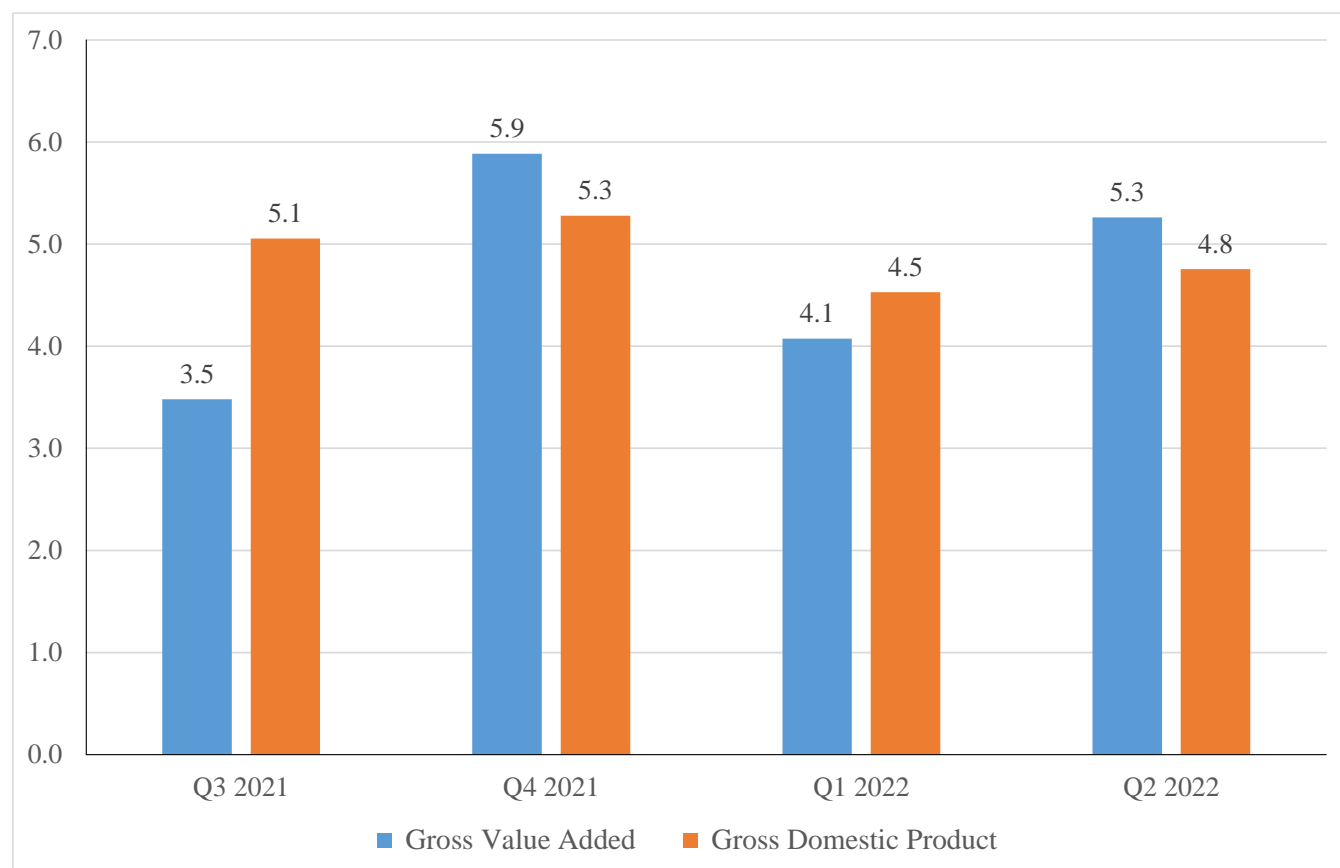
In the second quarter of 2022 the gross domestic product (GDP) increased by 4.8% compared with the second quarter of the previous year and by 1.1% compared with the first quarter of 2022, according to seasonally adjusted data.

Growth rates on annual basis

In the second quarter of 2022, according to seasonally adjusted data, GDP increased by 4.8% compared to the second quarter of the previous year. Gross value added increased by 5.3%.

Final consumption registered an increase of 5.3%, while gross fixed capital formation decreased by 7.3% in the second quarter of 2022 compared to the second quarter of the previous year at seasonally adjusted data. Exports of goods and services increased by 11.8% and imports of goods and services increased by 18.0%.

Figure 1. Growth rate compared to the second quarter of the previous year, percentages

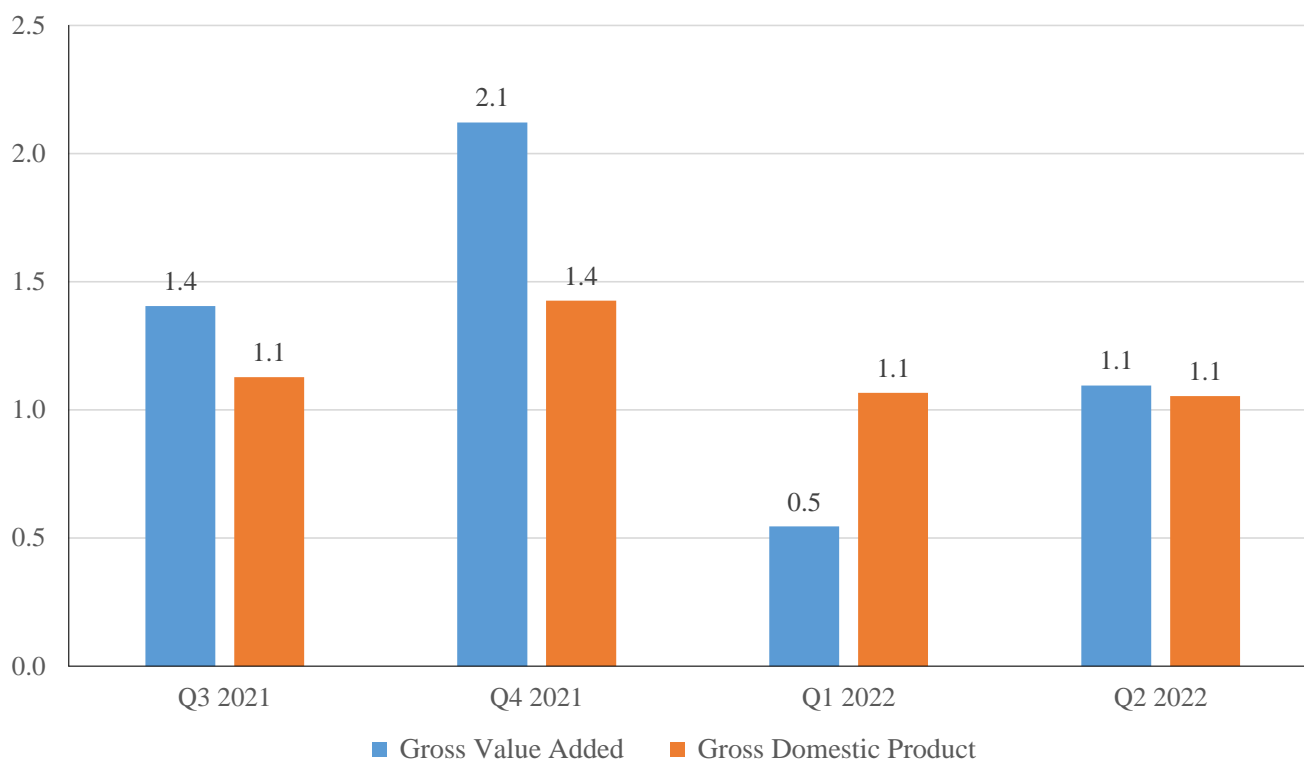


Quarter on quarter growth rates

According to the seasonally adjusted data, GDP has a growth of 1.1% in the second quarter of 2022 compared to the previous quarter (Annex, Table 1). GVA increase in the second quarter of 2022 is 1.1% also.

According to the flash estimate of GDP by final expenditure approach, reason for the positive GDP growth at seasonally adjusted data in the second quarter of 2022 compared to the previous quarter is the increase in the final consumption by 1.1% and the export of the goods and services by 3.3%.

Figure 2. Growth rate compared to the previous quarter, percentages



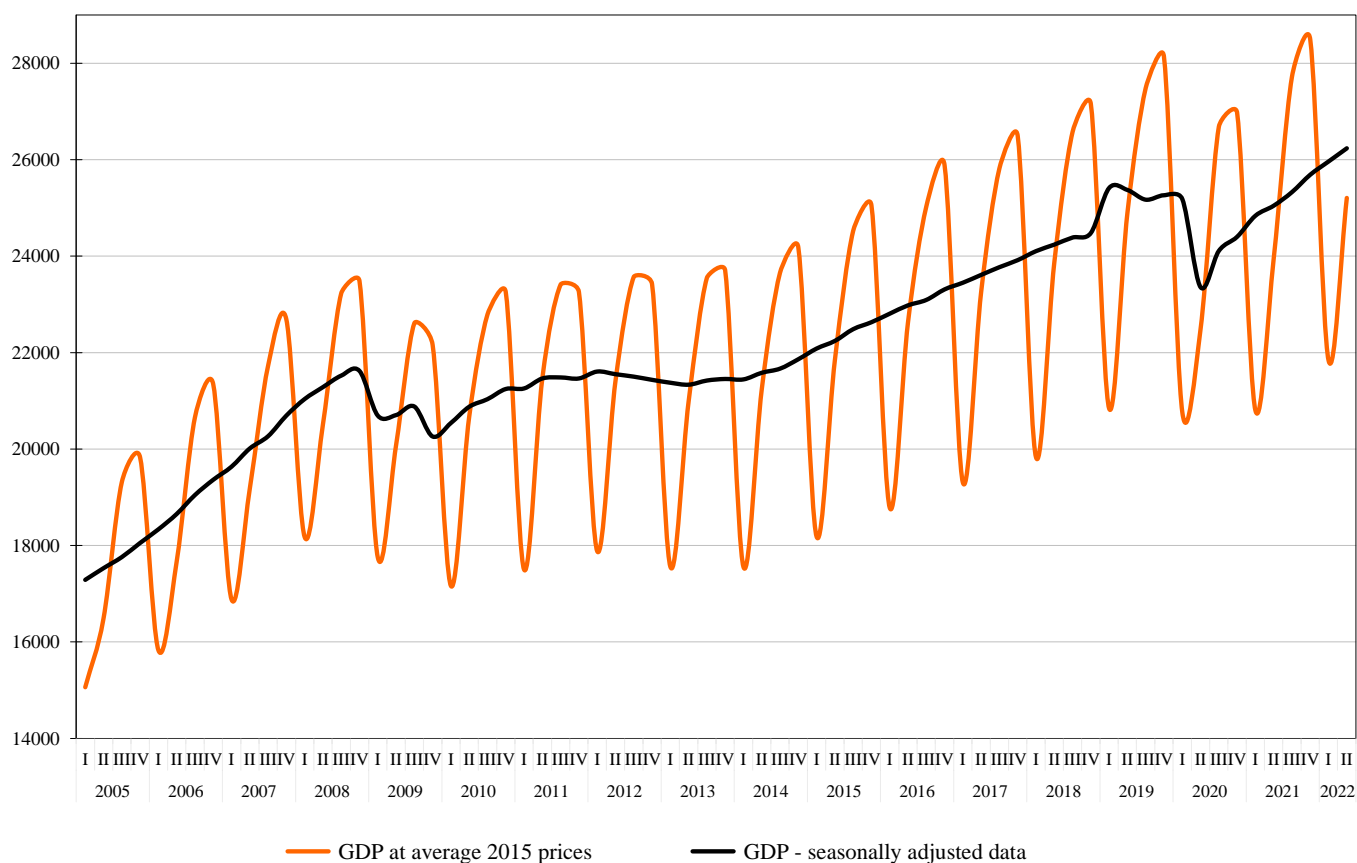
GDP in monetary terms, current prices

According to the flash GDP estimates for the second quarter of 2022, GDP at current prices is 38 302.7 million BGN (Annex, Table 2).

Gross Value Added in the second quarter of 2022 amounted to 33 303.3 million BGN.

In the structure of GDP by the expenditure approach the largest share of 76.0% has the final consumption, which in nominal terms is 29 108.1 million BGN. In the second quarter of 2022 gross capital formation is 8 948.3 million BGN and has a share of 23.4% in GDP. The external balance (exports minus imports) is positive.

Figure 3. GDP by quarters for the period 2005 - 2022, at average 2015 prices, Million BGN





Methodological notes

The Eurostat Handbook on quarterly National Accounts defines the flash estimates as:

'...the earliest picture of the economy according to national accounts concepts, which is produced and published as soon as possible after the end of the quarter, using a more incomplete set of information than that used for traditional quarterly accounts...'

Flash estimates of GDP, in the context of general conditions for the preparation of short-term indicators, are based on preliminary short-term information (subject to subsequent update and revisions), expert assessments and models for the components of GDP structure, for which direct basic information at the time of calculation is not available.

Flash estimates of GDP for the second quarter of 2022 were prepared 47 days after the reference period. They are presented in a standard format for publication of quarterly national accounts data - growth rates as compared to the previous quarter and compared to the same period of the previous year, current prices and relative shares of the components in the GDP.

According to the Release Calendar, NSI will prepare and publish preliminary quarterly estimates of GDP for the second quarter of 2022 on September 7th, 2022.

Seasonal adjustment of statistical indicators in the NSI is organized in accordance with ESS Guidelines on Seasonal Adjustment. The seasonal adjustment of GDP data is made with the TRAMO/SEATS algorithm applied. The set of variables for seasonal adjustment covers gross value added, gross domestic product and its components from the expenditure side. A direct seasonal adjustment method is applied, where indicators and their components are adjusted independently.

Annex

Table 1

**Growth rates of GDP component,
Seasonally adjusted data, Flash estimates**

(Per cent)

		Growth rate, current quarter compared with the previous quarter				Growth rate, current quarter compared with the same quarter of the previous year			
		III 2021	IV 2021	I 2022	II 2022	III 2021	IV 2021	I 2022	II 2022
1	Gross Value Added	1.4	2.1	0.5	1.1	3.5	5.9	4.1	5.3
2	Adjustments	1.4	-0.7	3.5	-0.4	10.7	3.9	6.6	3.8
3	Gross Domestic Product	1.1	1.4	1.1	1.1	5.1	5.3	4.5	4.8
	by final use components:								
4	Final consumption	2.3	1.0	0.9	1.1	6.9	7.2	5.1	5.3
5	Gross capital formation
	Gross fixed capital formation	-4.5	-1.5	1.0	-2.4	-13.6	-15.2	-5.6	-7.3
6	Balance (exports - imports)
7	Exports of goods and services	-1.8	7.9	2.1	3.3	9.8	13.4	6.6	11.8
8	Imports of goods and services	3.5	7.9	3.3	2.3	12.7	11.2	13.5	18.0

Table 2

Gross Domestic Product, Second Quarter of 2022,
Seasonally unadjusted data, Flash estimates

		Second quarter of 2022	
		Value at current prices, Million BGN	Relative share in GDP, %
1	Gross Value Added	33303.3	86.9
2	Adjustments	4999.4	13.1
3	Gross Domestic Product (1+2=4+5+6+9)	38302.7	100.0
	by final use components:		
4	Final consumption	29108.1	76.0
5	Gross capital formation	8948.3	23.4
6	Balance (exports - imports)	246.3	0.6
7	Exports of goods and services	28855.3	75.3
8	Imports of goods and services	28609.0	74.7
9	Statistical discrepancy	0.0	0.0