



## PRODUCTION AND DELIVERIES OF ENERGY PRODUCTS, DECEMBER 2018

### Production of energy products<sup>1</sup>

In December 2018 compared to November 2018 an increase is reported for the production of:

- solid fuels - by 12.9% to 3 414 thousand tonnes;
- unleaded motor gasoline - by 6.4% to 167 thousand tonnes;
- natural gas - by 50.0% to 3 million m<sup>3</sup>;
- electricity - by 7.0% to 4 735 GWh.

A decrease is reported for the production of:

- liquefied petroleum gases - by 10.0% to 9 thousand tonnes.

No change for the production of transport diesel (Annex, Table 1).

In December 2018 compared to the same month of the previous year, an increase is reported for the production of:

- solid fuels - by 12.7%;
- unleaded motor gasoline - by 3.1%;
- transport diesel - by 3.7%;
- electricity - by 15.1%.

A decrease is reported for the production of:

- liquefied petroleum gases - by 10.0%.

### Deliveries of energy products

In December 2018 compared to November 2018 an increase is reported for the deliveries of:

- solid fuels - by 13.0% to 3 518 thousand tonnes;
- liquefied petroleum gases - by 39.4% to 46 thousand tonnes;
- unleaded motor gasoline - by 18.5% to 32 thousand tonnes;
- natural gas - by 30.8% to 403 million m<sup>3</sup>;
- electricity - by 18.5% to 3 632 GWh.

A decrease is reported for the deliveries of:

- transport diesel - by 11.2% to 159 thousand tonnes (Annex, Table 2).

In December 2018 compared to the same month of the previous year, an increase is reported for the deliveries of:

- solid fuels - by 11.8%;
- liquefied petroleum gases - by 9.5%;
- natural gas - by 10.4%;
- electricity - by 10.2%.

A decrease is reported for the deliveries of:

- transport diesel - by 4.2%.

No change for the deliveries of unleaded motor gasoline.

<sup>1</sup> For November 2017 - July 2018, data on natural gas production is confidential.



## Methodological notes

The survey on energy products is conducted every month in accordance with the Regulation (EO) No. 1099/2008 of the European Parliament and of the Council of 22 October 2008 on energy statistics, amended by the Commission Regulation (EU) No. 147/2013 of 13 February 2013 of the European Parliament and of the Council as regards the implementation of updates for the monthly and annual energy statistics. The survey aims to submit information on the production and inland deliveries of the main energy products - electricity, solid fuels, natural gas and petroleum products. The reporting units are producers, importers and exporters of energy products. Production and deliveries of the energy products are the main observed indicators.

Data series can be found on the NSI website: [www.nsi.bg](http://www.nsi.bg), section Energy/Data.

### Solid fuels

*Production* - includes Hard coal, Lignite and Solid fuels from coal. Producers report quantities calculated after any operation for removal of inert matter.

*Deliveries* - quantities delivered to the internal market. They are equal to the total of the deliveries to the different types of consumers: producers' own use, main activity power stations, coking plants and patent fuel plants, industry, iron and steel industry and others.

*Since 1.01.2017 Brown coal briquettes have been excluded from monthly survey.*

### Petroleum products

*Production* - includes production of finished products at a refinery or blending plant.

*Deliveries* - wholesale deliveries to the domestic market of finished petroleum products from producers, importers/exporters.

Deliveries of petroleum products are defined as: primary product receipts + gross refinery output + recycled products – refinery fuel + imports – exports – international marine bunkers + interproduct transfers – products transferred – stock changes.

### Natural gas

*Production* - includes all dry marketable production within national boundaries, including offshore production. Production is measured after purification and extraction of NGLs and sulphur. Excludes extraction losses and quantities reinjected, vented or flared. Includes quantities used within the natural gas industry; in gas extraction, pipeline systems and processing plants.

*Deliveries* - total natural gas, distributed for the internal market, including own use and losses.

Data are presented in million cubic metres assuming reference gas conditions 15 °C and 101.325 kPa.

### Electricity

*Production* - includes produced electricity from Thermal power plants, Nuclear power plant, Hydro power plants, Pumped storage plant and electricity, obtained from wind generators and solar panels.

*Deliveries* - sum of net produced electricity and net import.



Annex

Table 1

Production of energy products<sup>1</sup>

	Measure	2017	2018											
		XII	I	II	III	IV	V	VI	VII	VIII	IX	X	XI	XII
Solid fuels	thousand tonnes	3030	2891	2261	2409	1540	1891	2427	2140	2159	2801	3310	3024	3414
Total petroleum products	thousand tonnes	636	599	504	36	176	523	623	660	614	597	664	615	614
of which:														
Liquefied petroleum gases	thousand tonnes	10	10	10	0	3	9	8	10	10	8	10	10	9
Unleaded motor gasoline	thousand tonnes	162	160	129	1	2	55	171	184	160	160	168	157	167
Transport diesel	thousand tonnes	271	246	169	22	76	202	230	252	258	249	294	281	281
Natural gas	million m <sup>3</sup>	..	..	..	..	..	..	..	..	2	2	2	2	3
Electricity	GWh	4115	4135	3881	4071	3028	2976	3550	3773	3953	3590	3779	4424	4735

Table 2

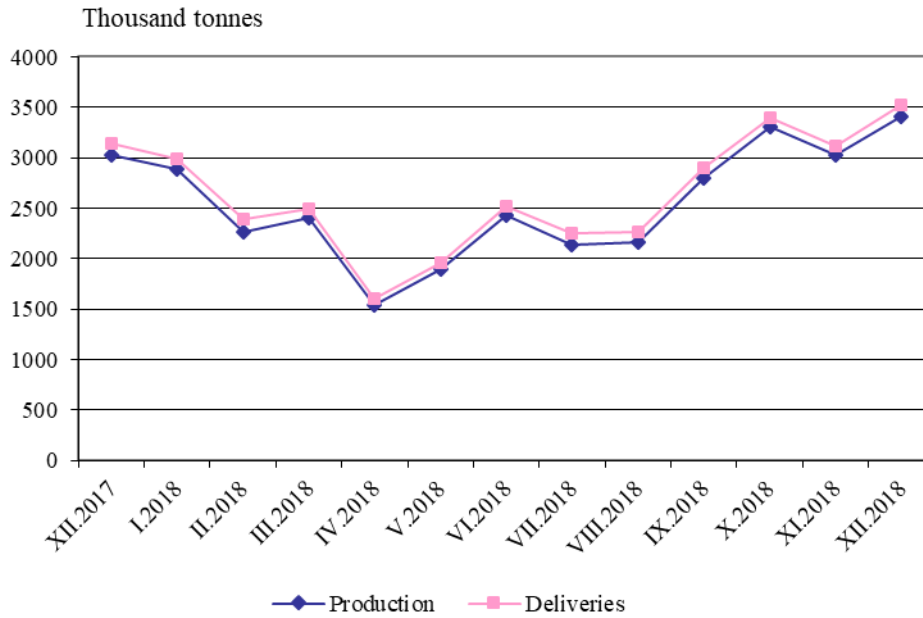
Deliveries of energy products

	Measure	2017	2018											
		XII	I	II	III	IV	V	VI	VII	VIII	IX	X	XI	XII
Solid fuels	thousand tonnes	3147	2992	2389	2490	1607	1961	2514	2253	2260	2906	3393	3113	3518
Total petroleum products	thousand tonnes	310	247	271	327	338	343	377	406	425	375	387	324	311
of which:														
Liquefied petroleum gases	thousand tonnes	42	33	35	43	41	48	43	38	47	47	39	33	46
Unleaded motor gasoline	thousand tonnes	32	33	36	42	43	30	42	45	49	42	59	27	32
Transport diesel	thousand tonnes	166	124	152	180	180	178	200	214	216	198	203	179	159
Natural gas	million m <sup>3</sup>	365	391	354	333	201	207	186	168	159	185	226	308	403
Electricity	GWh	3296	3599	3177	3147	2278	2361	2419	2532	2579	2434	2674	3066	3632

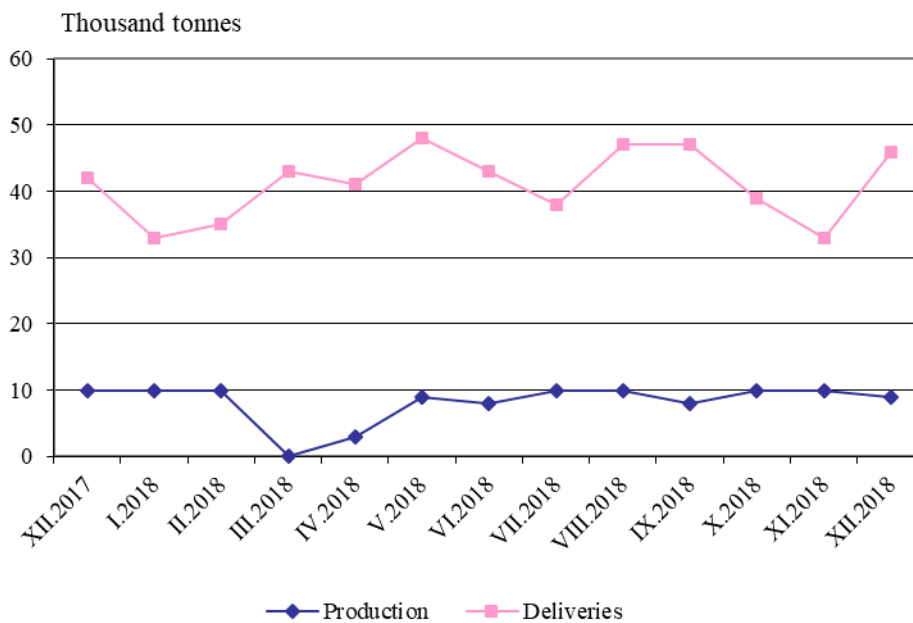
<sup>1</sup> '..' - confidential data.



**Figure 1. Production and deliveries of solid fuels**

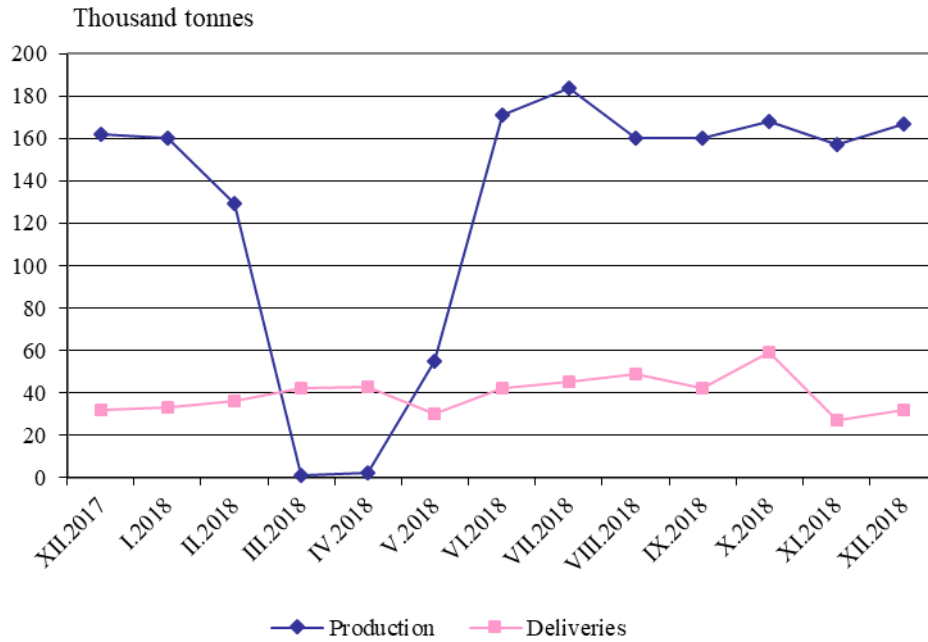


**Figure 2. Production and deliveries of liquefied petroleum gases**

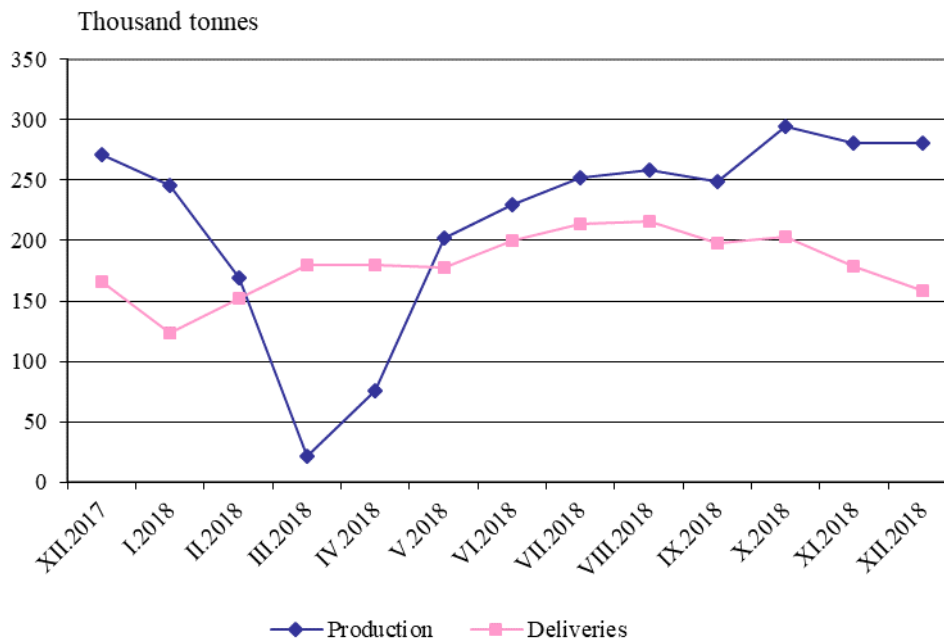




**Figure 3. Production and deliveries of unleaded motor gasoline**

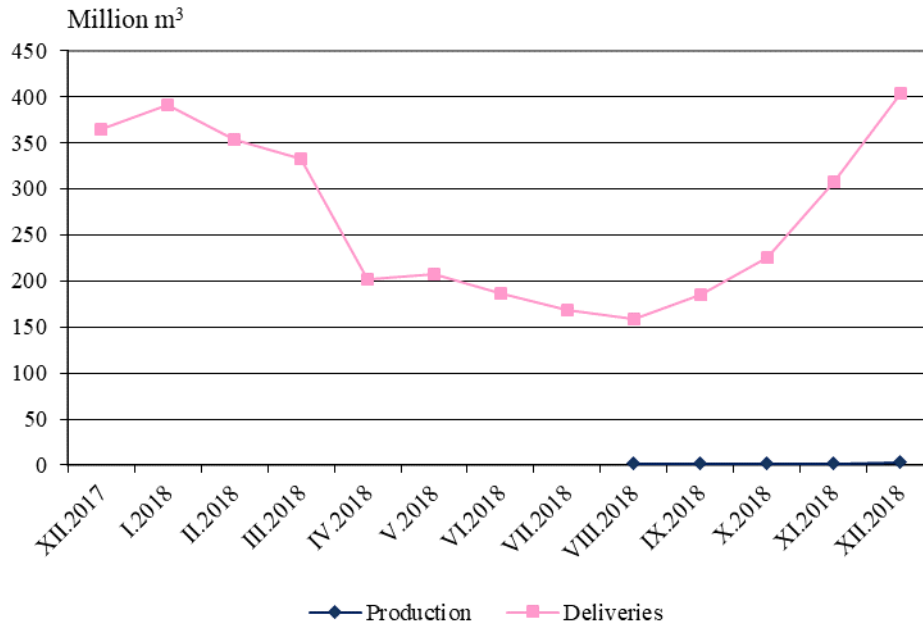


**Figure 4. Production and deliveries of transport diesel**





**Figure 5. Production and deliveries of natural gas**



**Figure 6. Production and deliveries of electricity**

