



PRODUCTION AND DELIVERIES OF ENERGY PRODUCTS, APRIL 2014^{1,2}

Production of energy products

In April 2014 compared to March 2014 an increase is reported for the production of:

- solid fuels - by 13.6% to 2 473 thousand tonnes.

A decrease is reported for the production of:

- electricity - by 3.1% to 3 583 GWh.

Production of petroleum products is recovered after the planned repair done in March 2014, as follows:

- liquefied petroleum gases - 9 thousand tonnes;
- unleaded motor gasoline - 136 thousand tonnes;
- transport diesel - 211 thousand tonnes.

No change is reported for the production of natural gas (Annex, Table 1).

In April 2014 compared to April 2013 an increase is reported for the production of:

- solid fuels - by 64.8%;
- liquefied petroleum gases – by 28.6%;
- transport diesel - by 8.2%;
- electricity - by 16.1%.

A decrease is reported for the production of:

- unleaded motor gasoline - by 13.4%;
- natural gas - by 16.7%.

Deliveries of energy products

In April 2014 compared to March 2014 an increase is reported for the deliveries of:

- solid fuels - by 10.9% to 2 608 thousand tonnes;
- liquefied petroleum gases - by 30.0% to 39 thousand tonnes;
- unleaded motor gasoline - by 72.4% to 50 thousand tonnes.

A decrease is reported for the deliveries of:

- transport diesel - by 9.2% to 109 thousand tonnes;
- natural gas - by 15.4% to 236 million cubic metres;
- electricity - by 9.6% to 2 641 GWh (Annex, Table 2).

¹The survey on energy products is conducted every month in accordance with the Regulation (EO) № 1099/2008 of the European Parliament and of the Council of 22 November 2008 on energy statistics, amended by the Commission Regulation (EU) No 147/2013 of 13 February 2013 as regards the implementation of updates for the monthly and annual energy statistics. The survey aims to submit information on the production and inland deliveries of the main energy products – electricity, solid fuels, natural gas and petroleum products. The reporting units are producers, importers and exporters of energy products. Production and deliveries of the energy products are the main observed indicators.

²Data series can be found on NSI website: www.nsi.bg, section Energy/Data.



In April 2014 compared to April 2013 an increase is reported for the deliveries of:

- solid fuels - by 64.3%;
- liquefied petroleum gases – by 34.5%;
- unleaded motor gasoline - by 127.3%;
- natural gas - by 0.4%.

A decrease is reported for the deliveries of:

- transport diesel - by 26.8%;
- electricity - by 2.2%.



Methodological notes

Solid fuels

Production – includes Hard coal, Lignite and Solid fuels from coal. Producers report quantities, calculated after any operation for removal of inert matter.

Deliveries – quantities delivered to the internal market. They are equal to the total of the deliveries to the different types of consumers: producers' own use, main activity power stations, coking plants and patent fuel plants, industry, iron and steel industry and others.

Petroleum products

Production – includes production of finished products at a refinery or blending plant.

Deliveries – the observed delivery of finished petroleum products from primary sources.

Deliveries of petroleum products are defined as: primary product receipts + gross refinery output + recycled products – refinery fuel + imports – exports – international marine bunkers + interproduct transfers – products transferred – stock changes.

Natural gas

Production – includes all dry marketable production within national boundaries including offshore production. Production is measured after purification and extraction of NGLs and sulphur.

Deliveries – total natural gas, distributed for the internal market, including own use and losses. This is defined as: *Indigenous production + Imports – Exports – Stock change*.

Data are presented in million cubic metres assuming reference gas conditions 15° C and 101.325 kPa.

Electricity

Production – includes produced electricity from Thermal power plants, Nuclear power plant, Hydro power plants, Pumped storage plant and electricity, obtained from wind generators and solar panels.

Deliveries – sum of net produced electricity and net import.

Annex

Table 1

Production of energy products

	Measure	2013										2014			
		IV	V	VI	VII	VIII	IX	X	XI	XII	I	II	III	IV	
Solid fuels	thousand tonnes	1501	967	1878	1926	2989	2717	4080	3326	3841	3664	2850	2176	2473	
Total petroleum products	thousand tonnes	577	595	584	622	621	567	583	506	458	482	427	33	573	
of which:															
Liquefied petroleum gases	thousand tonnes	7	9	8	9	8	7	9	7	7	7	7	0	9	
Unleaded motor gasoline	thousand tonnes	157	160	159	165	164	150	161	136	130	137	120	3	136	
Transport diesel	thousand tonnes	195	194	186	203	204	177	196	161	132	133	123	14	211	
Natural gas	million m ³	24	23	20	20	21	23	25	25	24	22	18	20	20	
Electricity	GWh	3087	2611	2757	3280	3946	3599	3857	4138	4686	4690	3950	3699	3583	

Table 2

Deliveries of energy products

	Measure	2013										2014			
		IV	V	VI	VII	VIII	IX	X	XI	XII	I	II	III	IV	
Solid fuels	thousand tonnes	1587	1062	1977	2084	3164	2908	4318	3485	4062	3889	3065	2352	2608	
Total petroleum products	thousand tonnes	271	309	283	303	330	305	278	292	250	223	249	234	270	
of which:															
Liquefied petroleum gases	thousand tonnes	29	35	31	38	34	34	36	34	34	33	22	30	39	
Unleaded motor gasoline	thousand tonnes	22	49	27	21	38	48	42	28	27	29	32	29	50	
Transport diesel	thousand tonnes	149	144	133	154	171	150	142	169	143	108	141	120	109	
Natural gas	million m ³	235	195	177	152	139	163	182	259	355	354	295	279	236	
Electricity	GWh	2701	2306	2358	2513	2581	2395	2697	2869	3502	3461	3007	2921	2641	



Figure 1. Production and deliveries of solid fuels

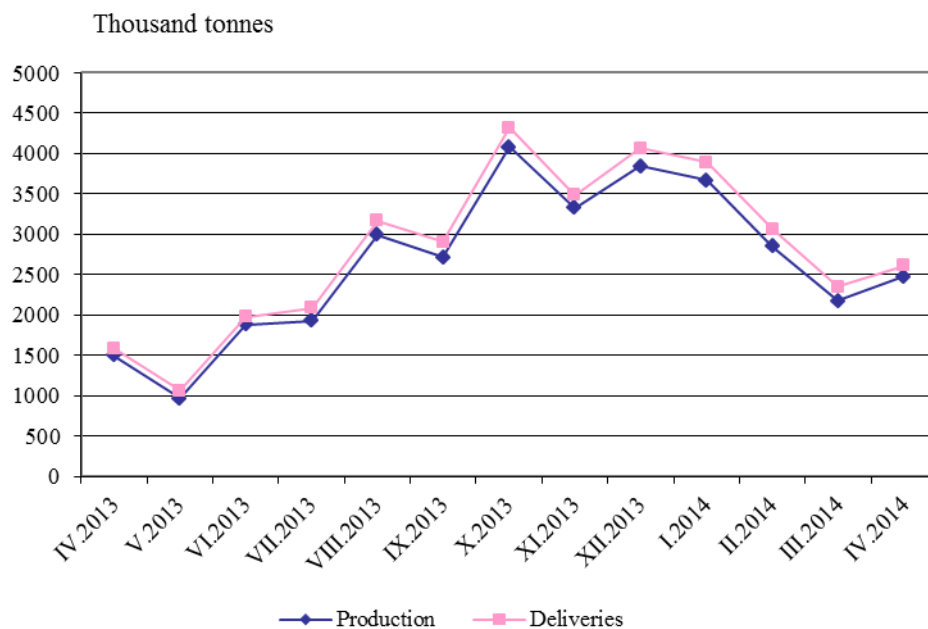


Figure 2. Production and deliveries of liquefied petroleum gases

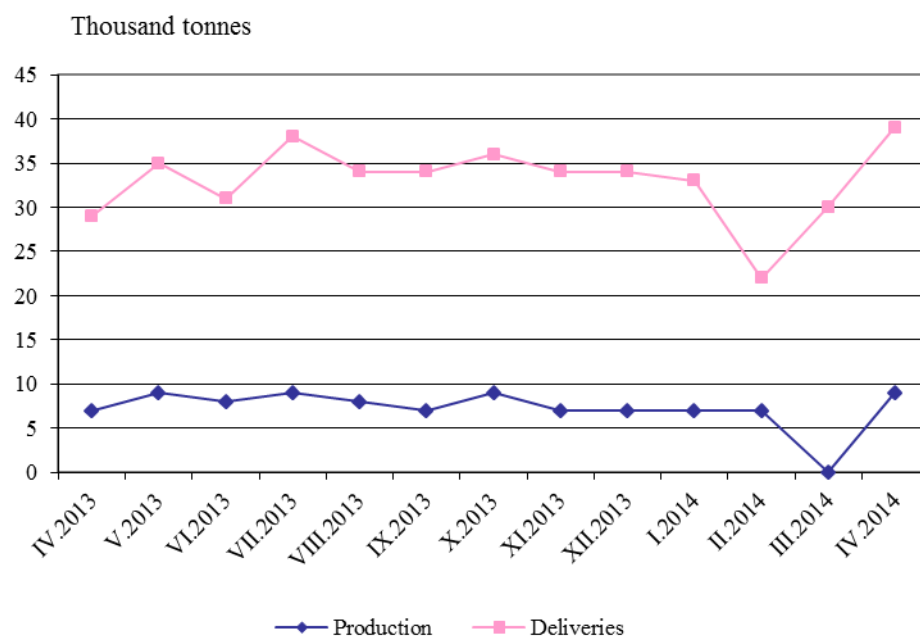




Figure 3. Production and deliveries of unleaded motor gasoline

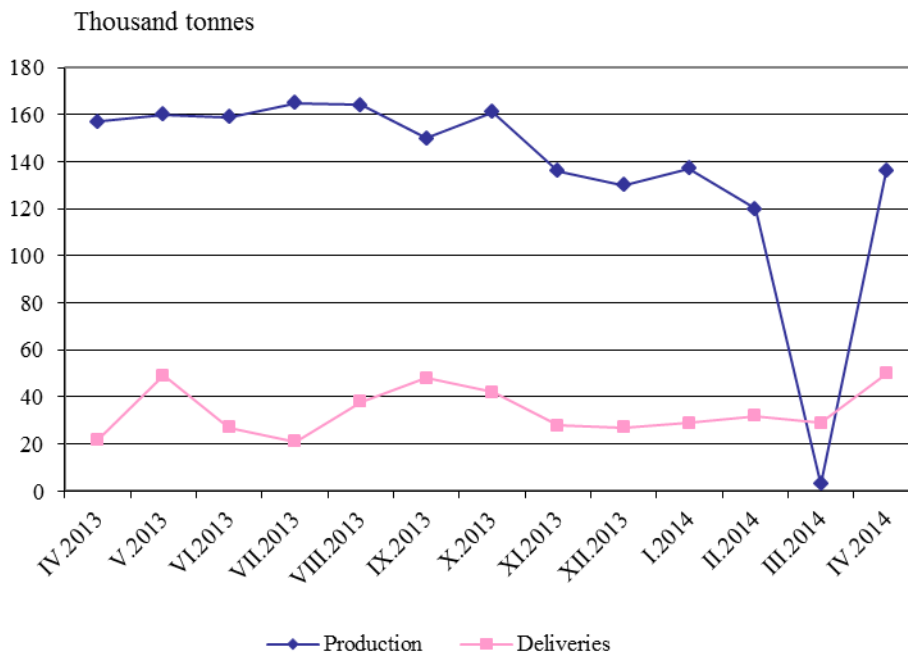


Figure 4. Production and deliveries of transport diesel

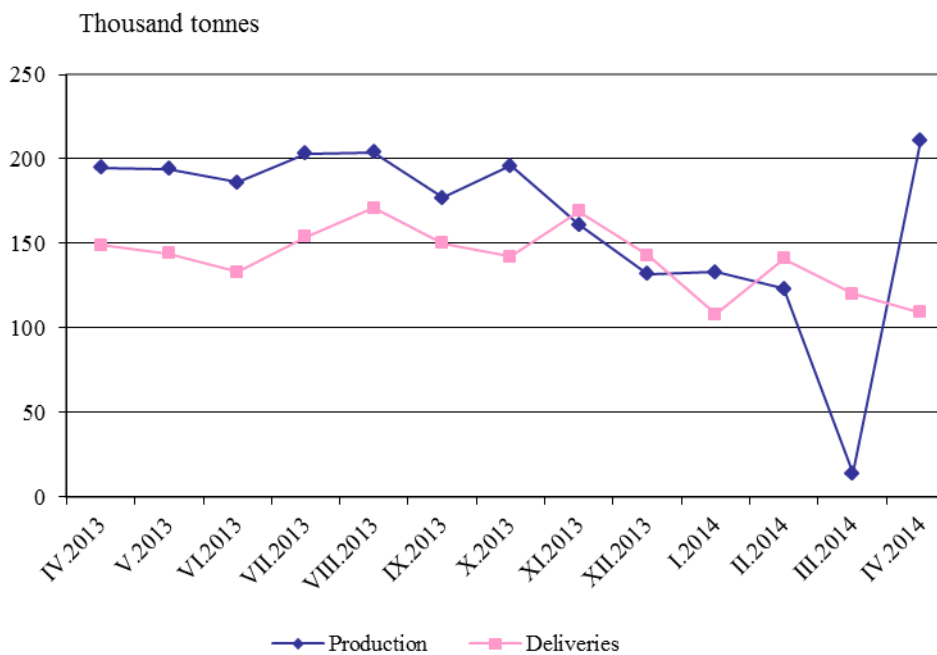




Figure 5. Production and deliveries of natural gas

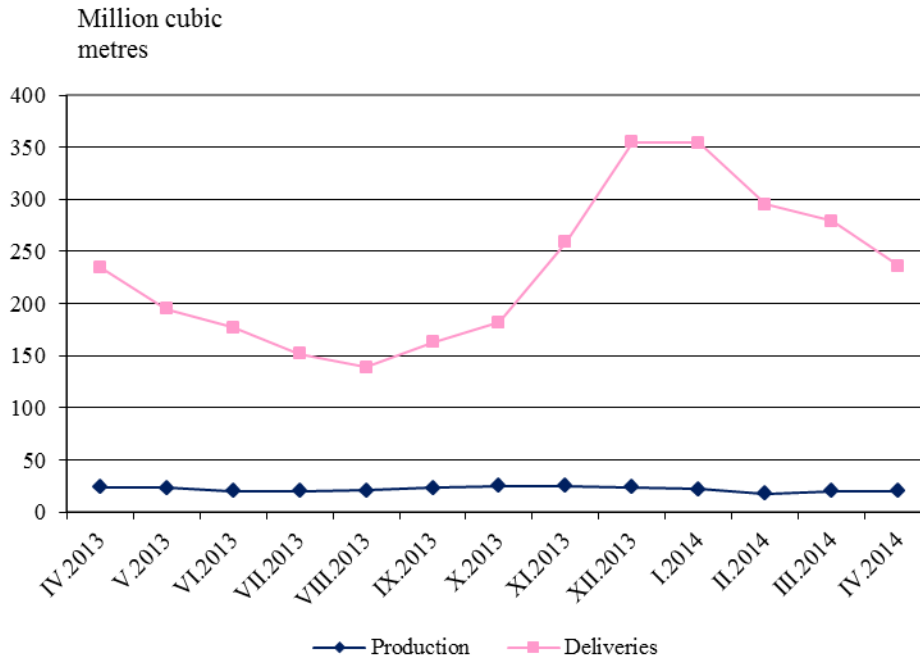


Figure 6. Production and deliveries of electricity

