

MAIN DATA ON CULTURE IN THE REPUBLIC OF BULGARIA FOR 2021

Statistical surveys in the field of culture conducted by the National Statistical Institute provide information on the activities of museums, theatres, libraries, cinemas, radio and television programme activity and film production. The main indicators and coverage are designed in accordance with the methodological UNESCO requirements.

In 2020 and 2021, the activity of the cultural institutions was limited due to the anti-epidemic measures introduced on the territory of the Republic of Bulgaria.

1. Cultural institutions

In the coverage of cultural institutions are included museums, theatres and music formations (performing arts) and libraries.

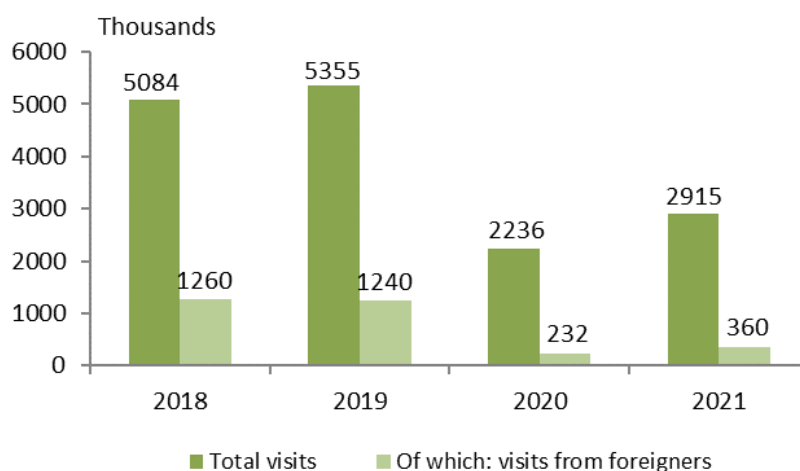
1.1. Museums

As of 31.12.2021, in the country, there were 184 functioning museums registered according to the Cultural Heritage Act. By thematic scope, museums were divided into 96 general museums and 88 specialized museums (incl. art galleries).

Movable cultural values in 2021 forming the National Museum Stock were 7 624 thousand stock units, and in comparison with 2020, their number increased by 74 thousand (1.0%). 452 thousand stock units were digitized, which is 44.3 thousand more in comparison with the previous year.

Visits to museums in 2021 were 2 915 thousand, and in comparison with 2020, their number increased by 30.4% (Figure 1). During the days of free admission, 13.1% of all visits (383 thousand) were carried out. The number of visits by foreigners to museums increased by approximately 127 thousand, or 54.8% in comparison to the previous year.

Figure 1. Visits in museums



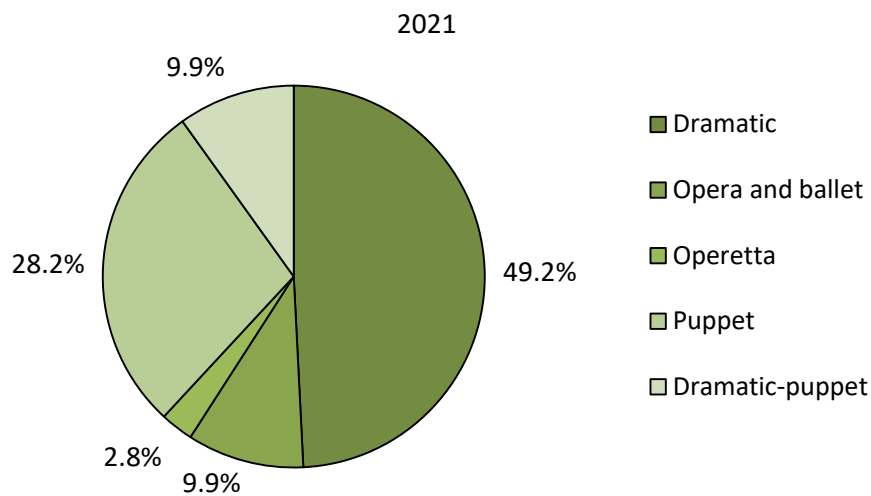
1.2. Performing arts

In 2021, in the currently operating 71 *theatres* 9 970 performances were organized, visited by 885 thousand visitors, and in comparison with 2020, the number of performances and the number of visits increased respectively by 42.0% and 15.2%. The average number of visitors per one performance was 89, and decreased by 20 compared to the previous year.

The distribution of theatres by type (Figure 2) and by realized performances in 2021 was as follows:

- 35 dramatic theatres with 4 582 performances;
- 20 puppet theatres with 3 328 performances;
- 7 dramatic-puppet theatres with 1 143 performances;
- 7 opera and ballet theatres with 729 performances;
- 2 operetta theatres with 188 performances.

Figure 2. Structure of the theatres by type



In 2021, there were 54 *music formations* operating in the country - 5 philharmonic orchestras, 24 professional ensembles for folk songs and dances and 25 orchestras. In comparison with 2020, the number of their performances decreased by 18.1%.

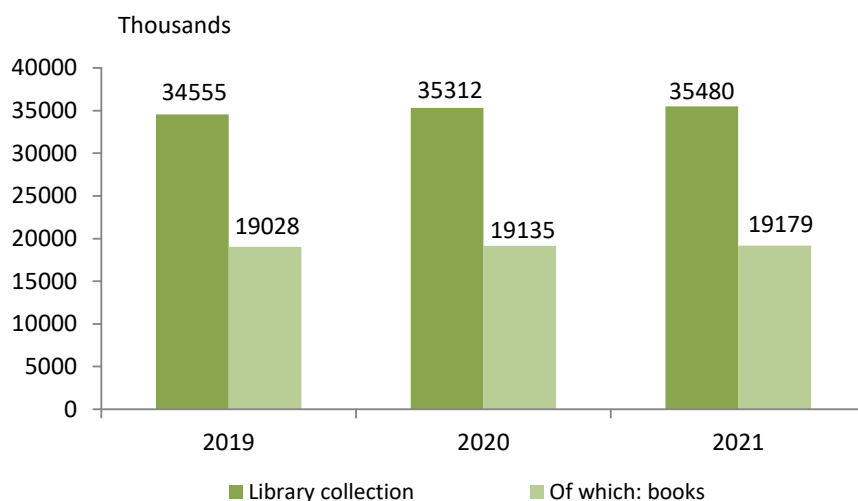
In 2021, *organizations, associations and music companies* organized the following events:

- Popular music shows (Pop, Rock, Folk and other) - 220 concerts visited by 43.9 thousand visitors;
- Folklore events - 178 concerts visited by 87.9 thousand visitors;
- Chamber and symphony performances - 112 concerts visited by 18.2 thousand visitors.

1.3. Libraries

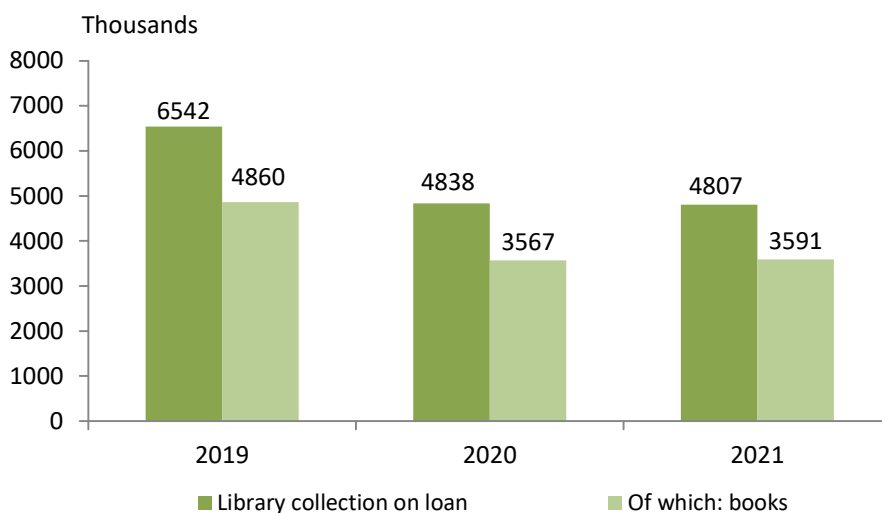
In 2021, libraries with a library collection of over 200 thousand library units were 47, and their number remains the same compared to the previous year. The collection contained 35 480 thousand units (Figure 3) - books, continued editions - newspapers, magazines, bulletins and others. The highest share of the total library collection in the observed libraries were books - 54.1% (19 179 thousand), followed by other library documents (audio-visual, electronic, graphic and cartographic editions, micro-forms, patents and standards) - 29.5% (10 473 thousand) and continued editions - 16.4% (5 829 thousand).

Figure 3. Library collection



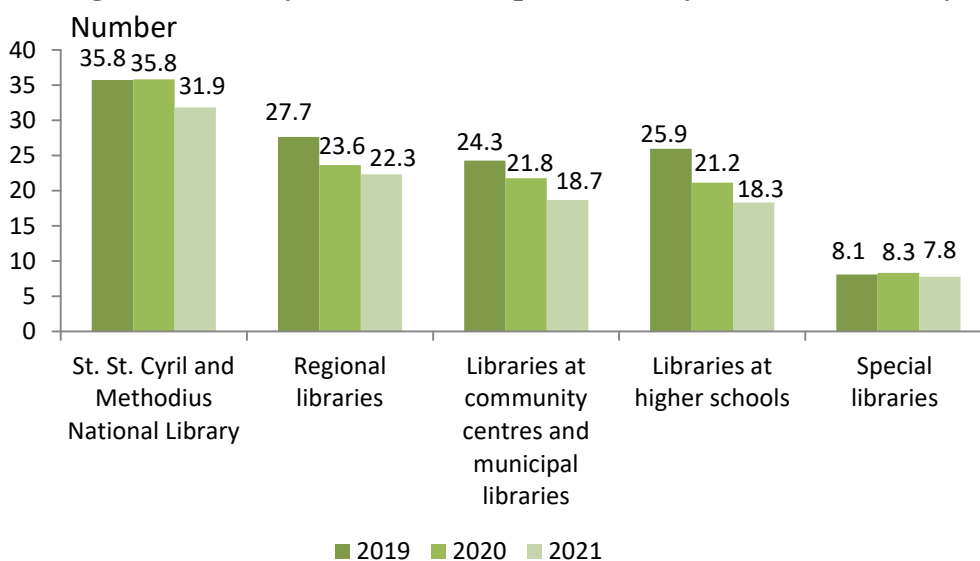
The registered readers (library users) were 221 thousand, which is 7.6% more than the previous year, and library visits have decreased by 7.9% and reached 3 068 thousand. The total library loan collection was 4 807 thousand library units (Figure 4).

Figure 4. Library loan collection



In 2021, in the National Library ‘St. st. Cyril and Methodius’ were registered 8 380 thousand library documents, which is 59 thousand more in comparison with the previous year. In the regional libraries (26) in the district centres, there was a library collection of 11 956 thousand units and the library loan collection increased by 208 thousand in comparison with 2020 (Figure 5).

Figure 5. Library loan collection per reader by kind of the library



2. Audio-visual activities

Audio-visual activities cover the activities of film production, cinemas, and radio and television programme activity.

2.1. Film production¹

In 2021, a total of 74 full-length, short and medium-length films were produced², of which 36 for the cinema network, 31 for the television and 7 others.

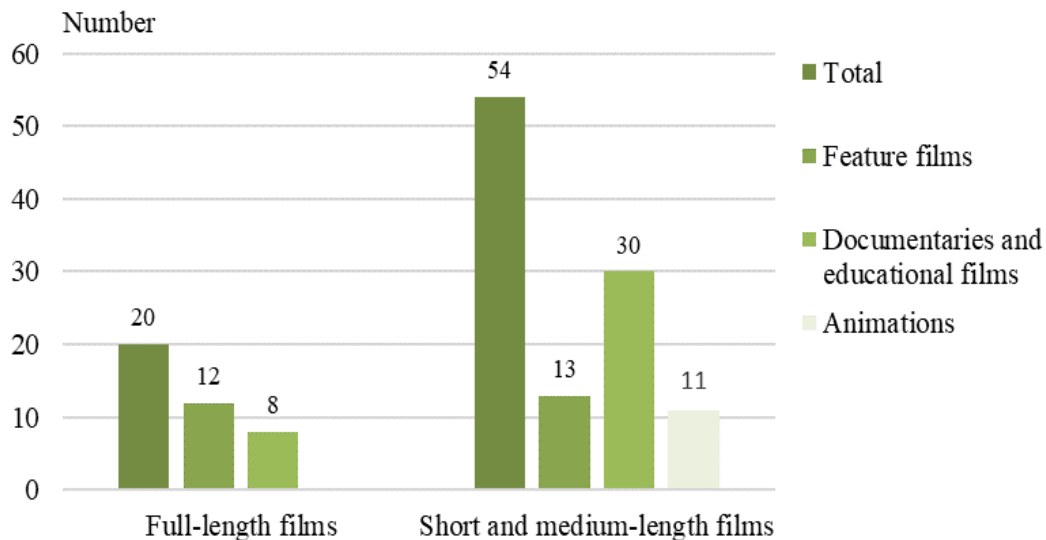
There were 20 full-length films reported (12 feature films and 8 documentaries).

The number of the reported short and medium-length films was 54 (including 9 series with a total of 256 episodes), of which 13 feature films, 30 documentaries and 11 animations.

¹ Includes nationally financed film productions and co-productions with the financial participation of national producers.

² Preliminary data.

Figure 6. Film production by kind and genre in 2021



2.2. Cinemas

At the end of 2021, the number of cinemas in Bulgaria was 76, and the number of screens - 221, which is an increase of 6 for both in comparison with 2020. The multiplex cinemas¹ were 10. In them, 57.3% of all screenings were performed, and 60.2% of all cinema visits were made.

1. Cinemas, screens, screenings and visits

	2017	2018	2019	2020	2021
Cinemas - in numbers	68	69	74	70	76
Screens - in numbers	226	226	237	215	221
Screenings - in thousands	356	349	317	163	211
Visits - in thousands	5506	4885	4582	1316	2400

In 2021, in comparison with the previous year, screenings in cinemas decreased by 29.2%, and visits by 82.4%.

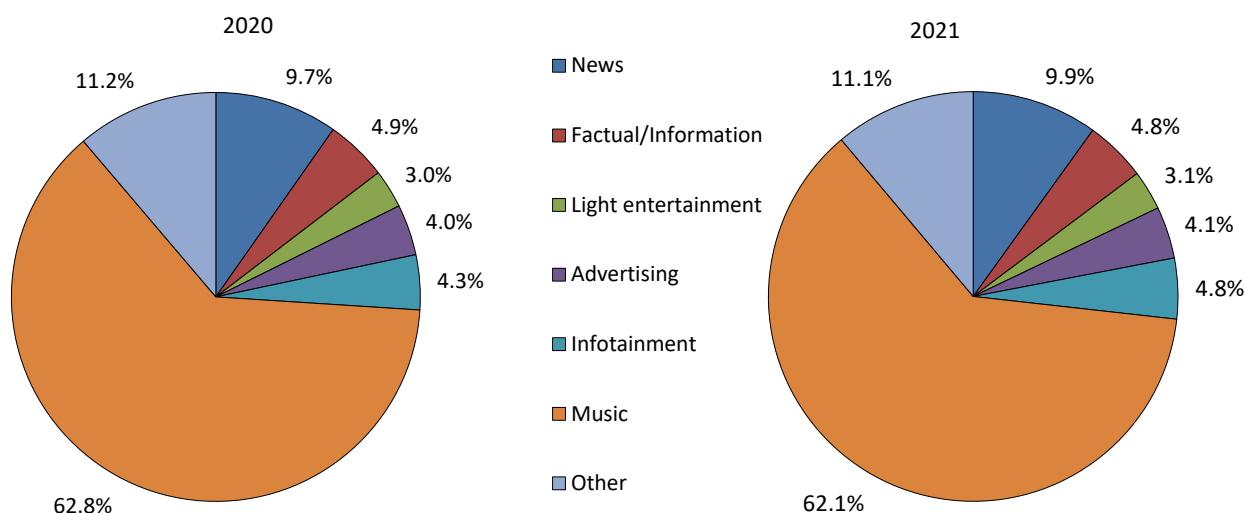
The biggest number of cinemas was found in the Yugozapaden statistical region - 22 cinemas with 86 thousand screenings, visited by 1 166 thousand viewers. In the capital, 15 cinemas were functioning with 72 screens, and 1 969 films were screened.

¹ Cinema complex with 8 or more screens.

2.3. Radio programme activities

In 2021, in the country, 74 registered and licensed radio operators were operating, which broadcasted 635.0 thousand hours of radio broadcasts. That is 135 hours less in comparison with 2020. The biggest share of radio broadcasts were the musical ones - 62.1%, followed by 'News' (bulletins, commentaries, sporting news and forecasts) with 9.9% (Figure 7).

Figure 7. Structure of radio broadcasts by type



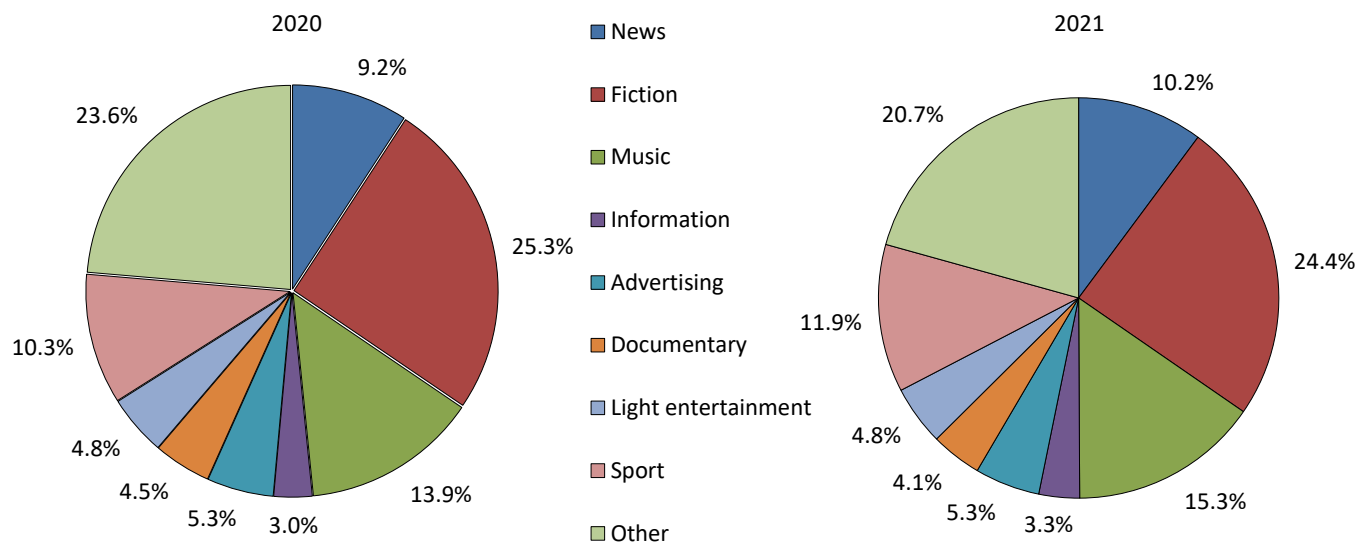
2.4. Television programme activities

In 2021, in the country, 128 registered and licensed Bulgarian TV operators were operating, which was 8 more than in the previous year. Terrestrial, cable and satellite televisions broadcasted a total of 860.4 thousand hours of programmes, or 10.3% more in comparison with 2020. The specialized programmes (Figure 8) were distributed in hours as follows:

- Fiction programmes (feature, television and video films) - 210.3 thousand hours;
- Music programmes - 131.7 thousand hours;
- Sport - 102.7 thousand hours;
- News (bulletins, commentaries, sporting news and forecasts) - 87.5 thousand hours;
- Advertisements - 45.2 thousand hours;

- Educational programmes - 8.9 thousand hours.

Figure 8. Structure of TV broadcasts by type





Methodological notes

Data on the activities of **museums** is a result of a regularly conducted annual survey. Their activity is characterized by: museum stock units, visitors, cultural and educational activities of museums, personnel, revenues and expenditures and material-technical base of museums. In the number of museums are included independent museums, established by the order of art. 25, para. 1 and para. 2 of the Cultural Heritage Act (promulgated, SG No. 19 of 13 March 2009), and carrying out activities during the respective year.

Performing arts are object of a separate annual statistical survey. Units of observation are theatres, operas, operettas, circuses, musical formations, companies and associations that organize and hold recitals and concerts (pop, folk, symphonic, chamber, choral music, brass bands, mixed and others). Their activity covers the following main characteristics: stages, seating capacity, performances, visitors, stagings by nationality of the author, including new stagings.

Activity of **libraries** with over 200 thousand library units is object of an annual statistical survey. Their activity has the following main breakdowns of characteristics: library collection (books, continued editions and other library documents), readers, visits, library loan collection, personnel, revenues and expenditures, computers, libraries area.

Film production statistical data comes as a result of an annual exhaustive survey. Subject of observation is the activity of the Bulgarian film producers, which covers produced films for the year intended for exhibition in cinemas as well as for television broadcasting. Films produced exclusively for the internet are excluded. The activity of **cinemas** includes the following main characteristics - cinema seats, screens, screenings, visitors, ticket revenues. Film clubs and mobile cinemas are not observed.

Activity of **radio and TV operators** includes the following main characteristics - programs by type/genre in hours, incomes and expenditures.

More information and data on culture can be found on the NSI website, theme Culture (<http://www.nsi.bg/en/content/4526/culture>) and Information System 'Infostat' (https://infostat.nsi.bg/infostat/pages/module.jsf?x_2=36).