

MAIN DATA ON CULTURE IN THE REPUBLIC OF BULGARIA FOR 2020

Statistical surveys in the field of culture conducted by the National Statistical Institute provide information on activities of museums, theatres, libraries, cinemas, radio and television programmes activities and film production. Main indicators and coverage are designed in accordance with the methodological UNESCO requirements.

In 2020 the activity of the cultural institutions was limited due to the anti-epidemic measures introduced on the territory of the Republic of Bulgaria.

1. Cultural institutions

In the coverage of cultural institutions are included museums, theatres and music formations (performing arts) and libraries.

1.1. Museums

As of 31.12.2020 in the country there were functioning 182 museums registered according to the Cultural Heritage Act. Museums by thematic scope were divided into 96 general museums and 86 specialized museums (incl. art galleries).

Movable cultural values in 2020 forming the National Museum Stock were 7 550 thousand stock units and in comparison with 2019 their number increased by 21 thousand (0.3%). 407 thousand stock units were digitized, which is 17 thousand more in comparison with the previous year.

Visits to museums in 2020 were 2 236 thousand and in comparison with 2019 their number decreased by 58.2% (Figure 1). During the days of free admissions were carried out 11.9% of all visits (266 thousand). The number of visits of foreigners to museums decreased with approximately 1 million or 81.3% in comparison to the previous year.

Figure 1. Visits in museums



1.2. Performing arts

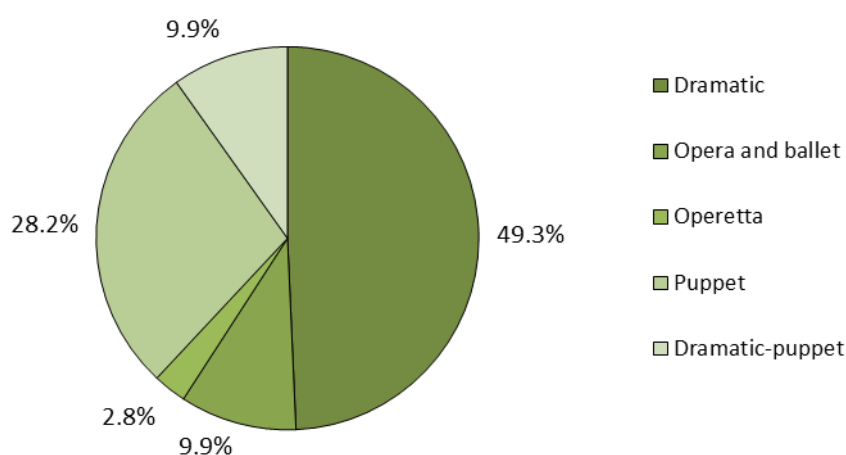
In 2020 in the currently operating 71 *theatres* were organized 7 021 performances, visited by 769 thousand visitors and in comparison with 2019 the number of performances and the number of visits decreased

respectively by 56.0% and 69.5%. The average number of visitors per one performance was 109 and decreased by 41 compared to the previous year.

The distribution of theatres by type (Figure 2) and by realized performances in 2020 was as follow:

- 35 dramatic theatres with 3 021 performances;
- 20 puppet theatres with 2 338 performances;
- 7 dramatic-puppet theatres with 896 performances;
- 7 opera and ballet theatres with 630 performances;
- 2 operetta theatres with 136 performances.

Figure 2. Structure of the theatres by type



In 2020 there were 54 *music formations* operating in the country - 5 philharmonic orchestras, 22 professional ensembles for folk songs and dances and 27 orchestras. In comparison with 2019 the number of their performances decreased by 65.7%.

In 2020 *Organizations, associations and music companies* were organized the following events:

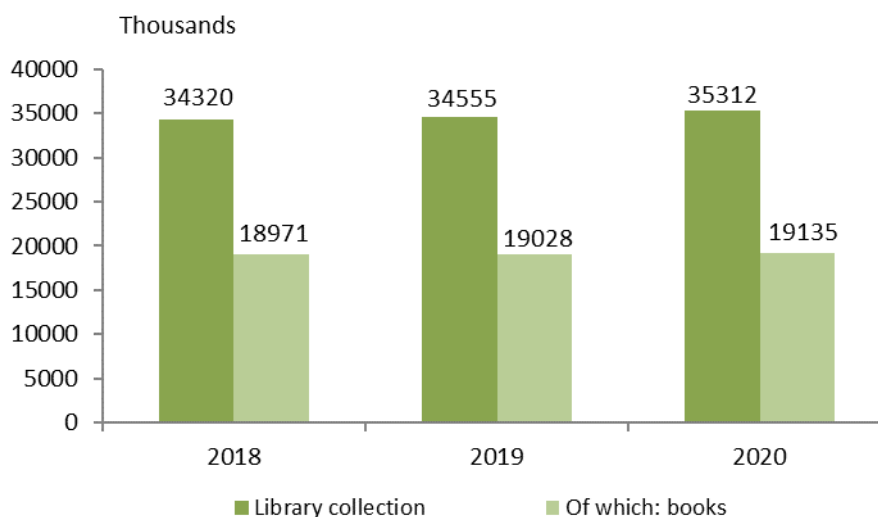
- Popular music shows (Pop, Rock, Folk and other) - 142 concerts visited by 29.9 thousand visitors;
- Folklore events - 86 concerts visited by 36.4 thousand visitors;
- Chamber and symphony performances - 79 concerts visited by 13.1 thousand visitors.

1.3. Libraries

In 2020 libraries with library collection over 200 thousand library units were 47 and their number remains the same compared to the previous year. The collection contained 35 312 thousand units (Figure 3) - books, continued editions - newspapers, magazines, bulletins and others. With the highest share of the total library collection in the observed libraries were books - 54.2% (19 135 thousand), followed by other library

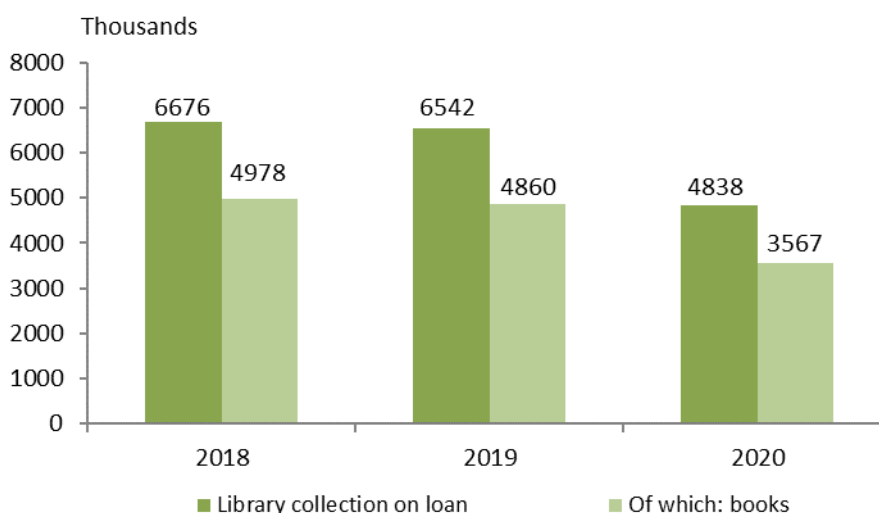
documents (audio-visual, electronic, graphic and cartographic editions, micro-forms, patents and standards) - 29.4% (10 394 thousand) and continued editions - 16.4% (5 783 thousand).

Figure 3. Library collection



The registered readers (library users) were 205 thousand, which is 15.7% less in comparison with the previous year and library visitors have also decreased by 29.9% and reached 3 330 thousand. The total library loan collection was 4 838 thousand library units (Figure 4).

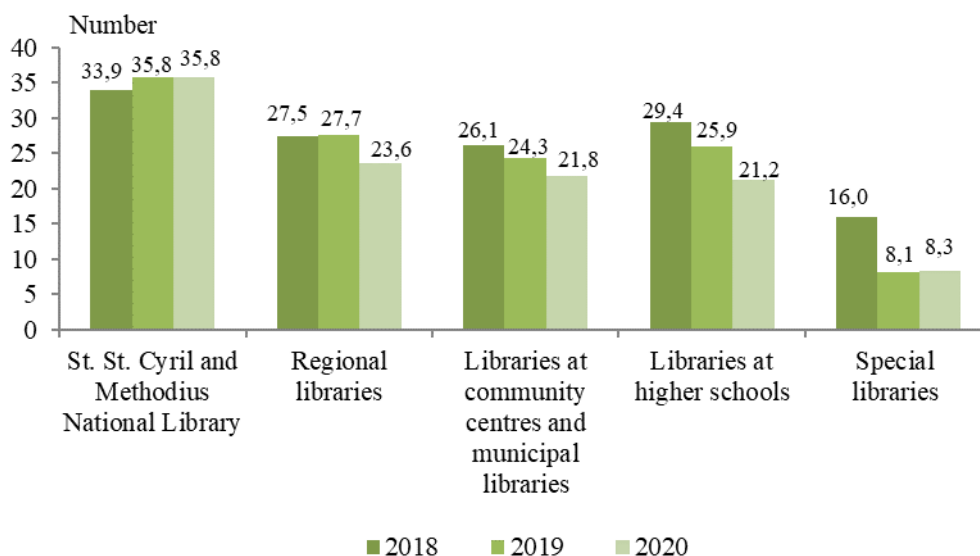
Figure 4. Library loan collection



In 2020 in the National Library 'St. St. Cyril and Methodius' were registered 8 321 thousand library documents, which is 59 thousand more in comparison with the previous year. In the Regional libraries (26)

in the district centres there were a library collection of 11 948 thousand units and the library loan collection decrease by 986 thousand (27.3%) in comparison with 2019 year (Figure 5).

Figure 5. Library loan collection per reader by kind of the library



2. Audio-visual activities

Audio-visual activities cover the activities of film production, cinemas, and radio and television programmes activities.

2.1. Film production¹

In 2020, a total of 86 full-length, short and medium-length films were produced², of which 43 for the cinema network and 41 for the television.

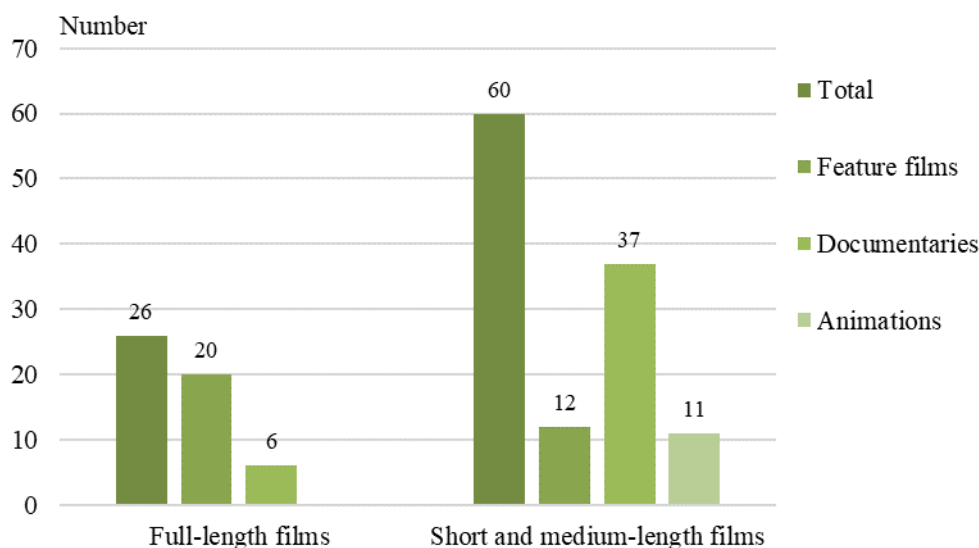
There were 26 full-length films reported (20 feature films and 6 documentaries).

The number of the reported short and medium-length films was 60 (including 6 series with total of 195 episodes) of which 12 feature films, 37 documentaries and 11 animations.

¹ Includes nationally financed film productions and co-productions with financial participation of national producers.

² Preliminary data.

Figure 6. Film production by kind and genre in 2020



2.2. Cinemas

At the end of 2020 the number of cinemas in Bulgaria was 70, and the number of screens - 215 which is a decrease by 4 and 22 respectively in comparison with 2019. The multiplex cinemas¹ were 10 and in them were performed 60.2% of all screenings and were made 61.9% of all cinema visits.

1. Cinemas, screens, screenings and visits

	2016	2017	2018	2019	2020
Cinemas - in numbers	59	68	69	74	70
Screens - in numbers	220	226	226	237	215
Screenings - in thousands	322	356	349	317	163
Visits - in thousands	5548	5506	4885	4582	1316

In 2020 in comparison with the previous year, screenings in cinemas decreased by 48.7% and visits by 71.3%.

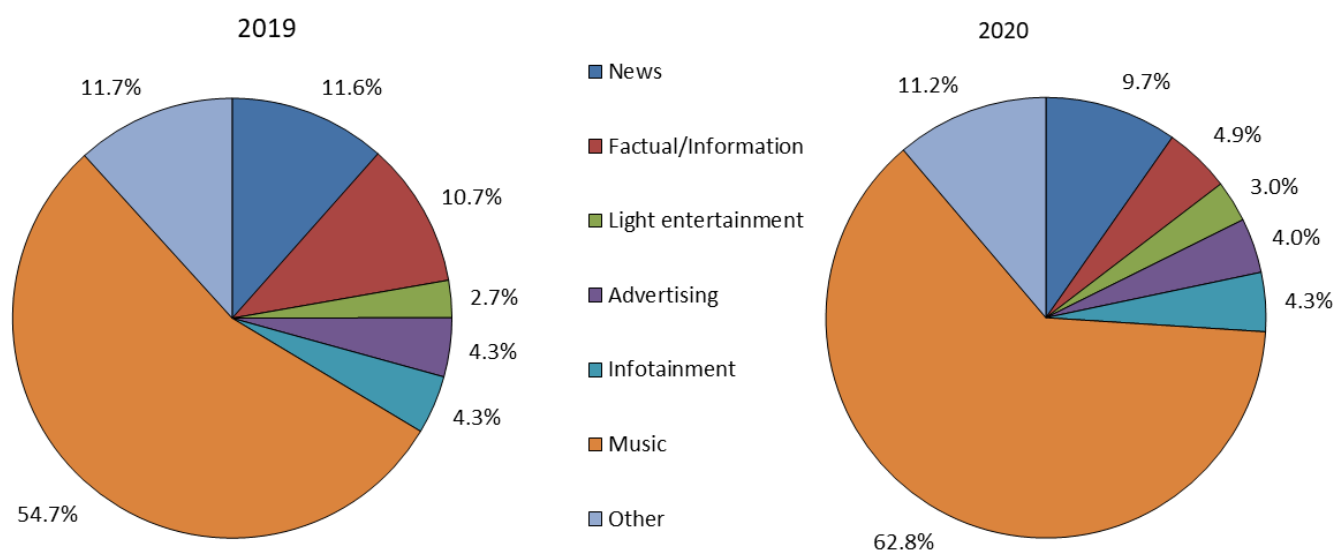
The biggest number of cinemas was found in Yugozapaden statistical region - 21 cinemas with 65 thousand screenings, visited by 672 thousand viewers. In the capital were functioning 14 cinemas with 71 screens and were screened 1 331 films.

¹ Cinema complex with 8 or more screens.

2.3. Radio programme activities

In 2020 in the country were operating 77 registered and licensed radio operators, which broadcasted 635.1 thousand hours radio broadcasts, that is 86.3 thousand hours less in comparison with 2019. The biggest share of radio broadcasts was those of the musical ones - 62.8%, followed by 'News' (bulletins, commentaries, sporting news and forecasts) with 9.7% (Figure 7).

Figure 7. Structure of radio broadcasts by type

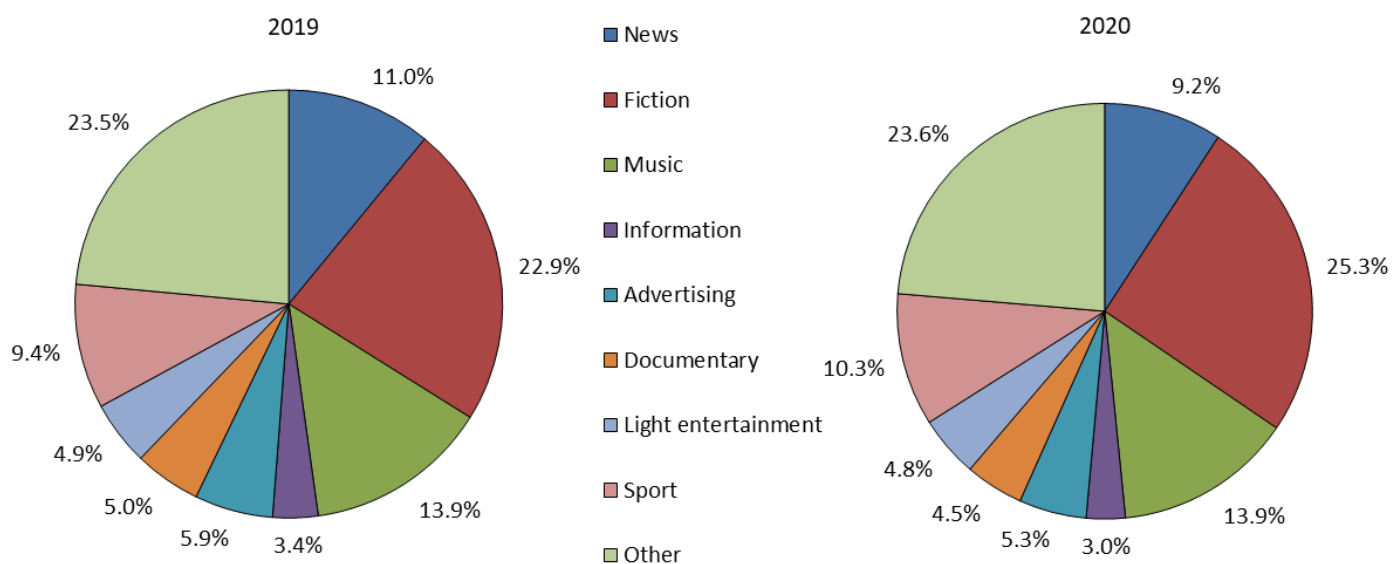


2.4. Television programme activities

In 2020 in the country were operating 120 registered and licensed Bulgarian TV operators, which was with 8 less than in the previous year. Terrestrial, cable and satellite televisions broadcasted totally 779.8 thousand hours of programmes or 8.9% less in comparison with 2019. The specialized programmes (Figure 8) were distributed in hours as follows:

- Fiction programmes (feature, television and video films) - 197.5 thousand hours;
- Music programmes - 108.5 thousand hours;
- Sport - 80.5 thousand hours;
- News (bulletins, commentaries, sporting news and forecasts) - 71.6 thousand hours;
- Advertisements - 41.0 thousand hours;
- Educational programmes - 9.8 thousand hours.

Figure 8. Structure of TV broadcasts by type



Methodological notes

Data on the activities of **museums** is a result of regularly conducted annual survey. Their activity is characterized by: museum stock units, visitors, cultural and educational activities of museums, personnel, revenues and expenditures and material-technical base of museums. In the number of museums are included independent museums established by the order of art. 25, para. 1 and para. 2 of the Cultural Heritage Act (promulgated, SG No. 19 of 13 March 2009), and carried out activities during the respective year.

Performing arts are object of a separate annual statistical survey. Units of observation are theatres, operas, operettas, circuses, musical formations, companies and associations that organize and hold recitals and concerts (pop, folk, symphonic, chamber, choral music, brass bands mixed and others). Their activity covers the following main characteristics: stages, seating capacity, performances, visitors, stagings by nationality of the author, including new stagings.

Activity of **libraries** with over 200 thousand library units is object of an annual statistical survey. Their activity has the following main breakdowns of characteristics: library collection (books, continued editions and other library documents), readers, visits, library loan collection, personnel, revenues and expenditures, computers, libraries area.

Film production statistical data comes as a result of an annual exhaustive survey. Subject of observation is the activity of the Bulgarian film producers, which covers produced films for the year intended for exhibition in cinemas as well as for television broadcasting. Films produced exclusively for internet are excluded. The activity of **cinemas** includes the following main characteristics - cinema seats, screens, screenings, visitors, tickets revenues. Film clubs and moving cinemas are not observed.

Activity of **radio and TV operators** includes the following main characteristics - programs by type/genre in hours, incomes and expenditures.

More information and data on culture can be found on the NSI website, theme Culture (<http://www.nsi.bg/en/content/4526/culture>) and Information System 'Infostat' (https://infostat.nsi.bg/infostat/pages/module.jsf?x_2=36).