

CRIMES, ACCUSED PERSONS AND PERSONS CONVICTED IN 2022

The trials for 30 447 committed **crimes** were concluded in 2022. Proceedings of 10 222 crimes were ended with effective sentences, 15 866 crimes - with conditional sentences, 689 crimes - with acquittal sentences, 248 crimes - with suspension, and 3 422 crimes - with release of penalty.

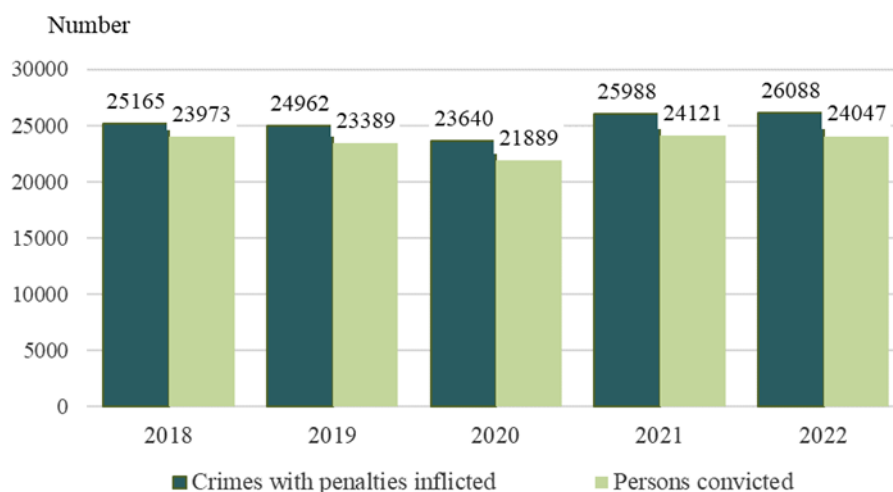
Proceedings of 26 088 committed crimes were ended with effective and conditional penalties. That was 0.4% more in comparison with 2021.

The number of **accused persons** in 2022 was 28 400, of which:

- Persons with an effective sentence of conviction amounted to 9 247, or 32.6% of the total number of accused persons;
- Conditionally sentenced were 14 800 persons (52.1%);
- 3 527 persons were released from a penalty (12.4%);
- 553 accused persons were acquitted (1.9%);
- The trials of 273 persons were suspended (1.0%).

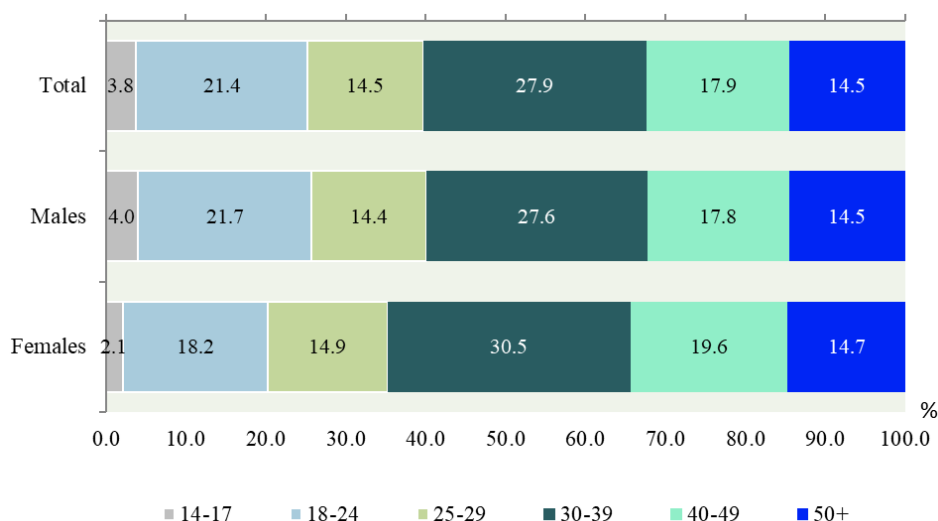
The number of **persons convicted** with enforced penalties was 24 047 in 2022. Compared to 2021 the number of persons convicted decreased by 0.3%. The juvenile persons (14 - 17 years) were 912, or 3.8% of the total number of convicted persons.

Figure 1. Crimes with penalty inflicted and persons convicted during the period 2018 - 2022



The number of convicted males was 21 973, or 91.4%, and females - 2 074 (8.6%). Among both men and women, the highest share of convicted was in the 30 - 39 age group - 27.6% for men and 30.5% for women. In second place for men was the 18 to 24 age group and the 40 to 49 age group for women (Fig. 2).

Figure 2. Structure of persons convicted in 2022 by sex and age



The rate of criminal activity¹ was 428 per 100 000 persons from the criminally responsible population (Table 1). For males, the rate was 822 per 100 000 and for females - 70 per 100 000 of the respective population.

1. Rate of criminal activity per 100 000 persons by sex of the persons convicted

Years	Total	Males	Females
2018	395	751	64
2019	388	742	61
2020	365	691	64
2021	406	775	66
2022 ²	428	822	70

The highest was the rate of criminal activity of the age group 18 to 24 - 1 353 convicted persons per 100 000 persons from the population of the same age group. With increasing age, that coefficient becomes smaller and the lowest rate of criminal activity was of persons aged over 50 - 120 persons per 100 000.

The rate of criminal activity of juvenile persons was 367 per 100 000 persons from the respective population (Table 2) as the highest was the rate of criminal activity of the persons aged 17 - 650 persons per 100 000 persons from the total population of that age.

¹ Persons convicted per 100 000 persons from the average annual population aged 14 and over.

² There is a break in the time series for all coefficients for 2022 - see methodological notes.

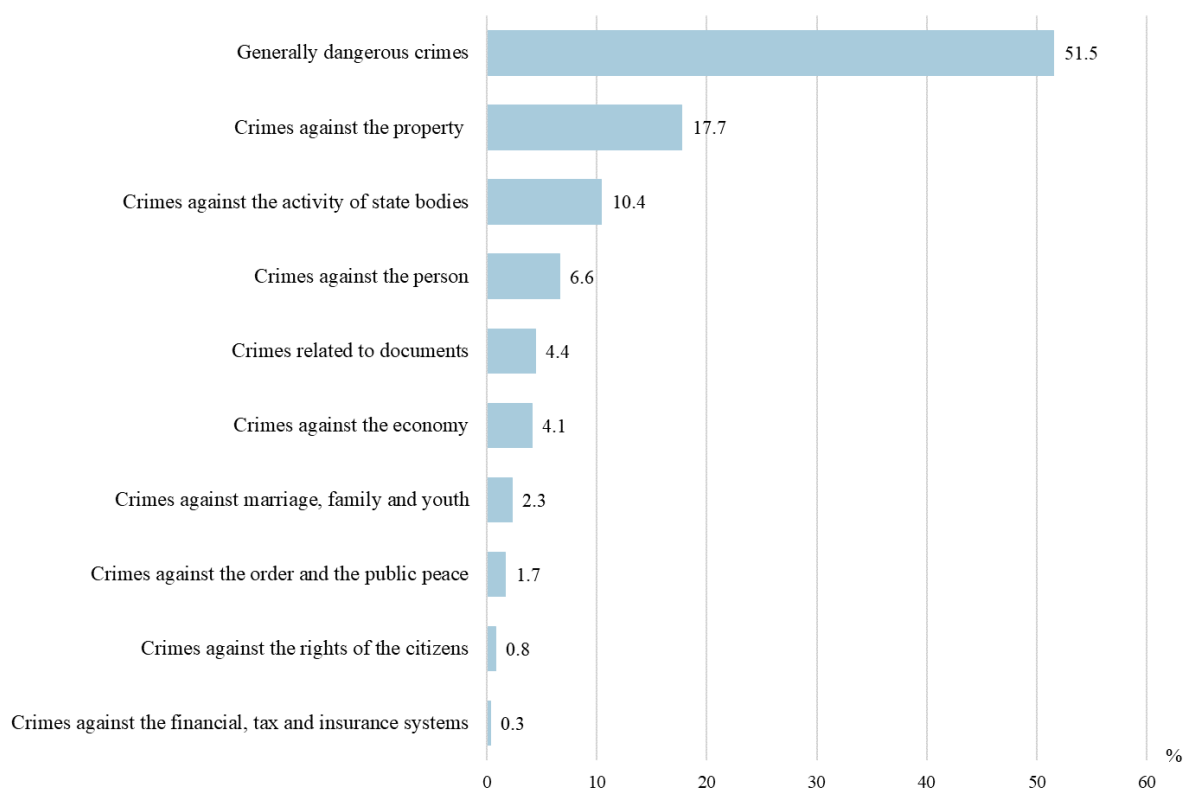
2. Rate of criminal activity per 100 000 by age of the persons convicted

Age	2021	2022
Total	406	428
14 - 17	370	367
18 - 24	1228	1353
25 - 29	996	1210
30 - 39	712	817
40 - 49	408	445
50 and more	116	120

Crimes with inflicted penalty and convicted persons by chapters of the Criminal Code (CC) and certain types of crimes in 2022

Among the crimes with penalty inflicted, the highest number and share were **generally dangerous crimes** - 13 428, or 51.5%. The second place in the structure was the **crimes against the property** with 4 617 punished crimes, or 17.7%.

Figure 3. Structure of crimes with an inflicted penalty in 2022 by chapters of the CC

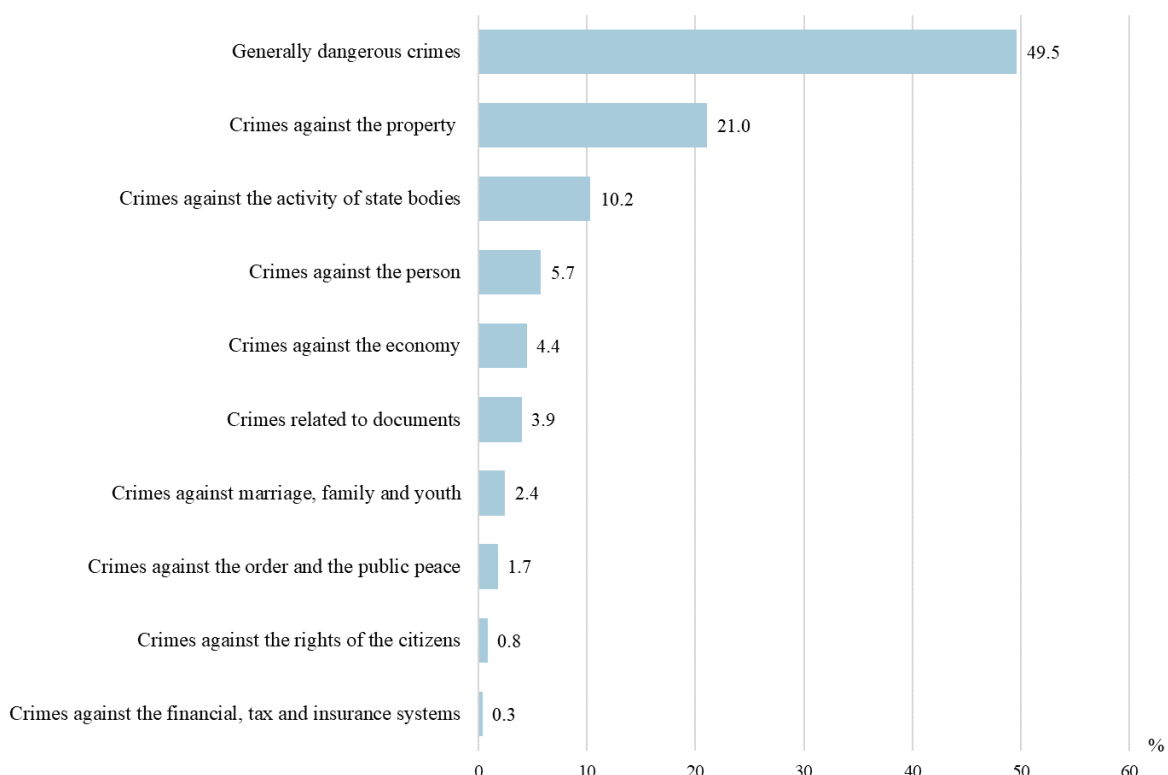


2 715 **crimes against the activity of state bodies, public organisations and persons performing public functions** were convicted, which represents 10.4% of all punished crimes. The number of these crimes increases significantly compared to 2021 - by 26.1%.

There were 1 726 **crimes against the person** (6.6%), 1 082 **crimes against the economy** (4.1%) and 1 158 **crimes related to documents** (4.4%). In terms of crimes related to documents, there was also an increase compared to 2021 - by 13.8%.

During the year, 5 **military crimes** and 4 **computer crimes** also resulted in convictions.

Figure 4. Structure of persons convicted in 2022 by chapters of the CC



Almost half of the persons convicted were punished for committing **generally dangerous crimes** - 11 902, or 49.5%. In second place in the structure were those convicted for **crimes against property** - 5 052 persons (21.0%).

2 458 persons, or 10.2%, were convicted for committing **crimes against the activity of state bodies, public organizations and persons performing public functions**, with a significant increase of 24.9% compared to 2021. 1 373 persons (5.7%) were convicted for **crimes against the person**, 1 064 persons (4.4%) - for **crimes against the economy**.

945 persons or 3.9% were convicted for **crimes related to documents** and compared to 2021, their number increased with 18.4%.

There were 4 persons convicted for **military crimes** and 2 persons convicted for **computer crimes**.

Generally dangerous crimes¹

Among the generally dangerous crimes, the highest number was of punished *crimes against transport and communications* - 9 598. That represents 71.5% of the total number of generally dangerous crimes. The number of persons convicted for that type of crimes was 8 666, or 72.8% of the convicted for generally dangerous crimes.

The number of punished *drug-related crimes* was 2 938 (21.9%) as persons convicted for that type of crimes were 2 413 (20.3%).

Crimes against the property²

Among the crimes against property, *theft of property* was the most common - 69.7%. Convicted for this type of crime were 3 693 persons or 73.1%.

According to their legal and criminal characteristics, *robberies* are among the most severe crimes - 481 persons were convicted for the commitment of 411 robberies.

For 367 committed *frauds* (7.9%), 379 persons were convicted, or 7.5% of the total number of persons convicted for crimes against the property. For 326 crimes (7.1%) related to *destruction and damage of property*, 228 persons were convicted (4.5% of those convicted for this type of crime).

Crimes against the activity of state bodies, public organizations and persons performing public functions³

Compared to 2021, both the number of crimes with penalty inflicted (by 26.1%) and the number of convicted persons (by 24.9%) have increased substantially. The reason for this was the most common type among these crimes - *illegal crossing of the boundary*. 1 442 persons were convicted for 1 562 committed crimes, or 57.5% of the crimes and 58.7% of the convicted persons for crimes against the activities of state bodies, public organizations and persons performing public functions, respectively.

110 persons, or 4.5% of those convicted under this chapter of the Criminal Code, were convicted for 87 crimes of *bringing persons across the boundary*.

Crimes against the person⁴

Among the crimes against the person with extremely high public danger are *homicides*. The cases for 53 homicides (completed and attempted) have concluded with convictions (3.1% of the crimes against the person), and 55 people were convicted for their commission (4.0%).

Among the crimes against the person, the highest was the number and share of *bodily harms*. The number of crimes concluded with penalties inflicted for a commitment of that type of crimes was 720 (41.7%) and 653 persons were convicted for that type of crimes (47.6% of the total number of convicted persons for crimes against the person).

¹ Incl. crimes committed in a generally dangerous manner or by generally dangerous means, transport and communications crimes, crimes against the people's health and the environment, and crimes related to the use of nuclear energy for peaceful purposes.

² Incl. theft and robbery, misappropriation, fraud, extortion, constructive theft, destruction and damage, and breach of trust.

³ Incl. crimes against the governmental order, malfeasances, crimes against justice and bribery.

⁴ Incl. homicides, bodily harms, kidnapping and illegal constraint, compulsion, insult and libel, depravity and trafficking of people.

There were 484 criminal cases of compulsion (28.0% concluded with conviction) with 317 convicted or 23.1% of all persons convicted under this chapter of the Criminal Code.

242 criminal proceedings (14.0%) were concluded with a penalty for *debauchery* and 198 persons were convicted (14.4%). 32 of them were for *rape* (completed and attempted) and 28 persons were convicted.

93 crimes for *trafficking of people* have concluded with a penalty or 5.4% of the crimes against the person. 24 persons were convicted for that type of crime.

Crimes against the economy¹

Compared to 2021, the number of crimes against the economy decreased by 13.1% and the number of convicted persons - by 14.7%.

In the structure of the crimes against the economy inflicted with a penalty, half were the *crimes against individual economic branches* - 547 and the convicted persons were 566. The second most common type of crimes was the *crimes against the monetary and credit systems* and 381 crimes with proceeding finished with conditional or effective sentences. Convicted persons for that type of crime were 355.

Crimes related to documents

During the reporting year, 1 158 crimes related to documents were inflicted with a penalty or 4.4% of all punished crimes. 945 persons or 3.9% of all convicted persons were convicted for these crimes. Compared to 2021, both the number of these crimes and the number of those convicted of committing them increased, by 13.8% and 18.4% respectively, as the reason for this was the use of an untrue or forged document.

Persons convicted for other types of crimes

In 2022, were convicted for:

- Crimes against the marriage, family and youth - 569 persons (2.4%) of which 389 were for non-payment of alimony;
- Crimes against order and public peace - 406 persons (1.7%) of which 296 were for hooliganism;
- Crimes against the rights of citizens - 194 persons (0.8%) of which 124 were convicted for crimes against intellectual property;
- Crimes against the financial, tax and insurance systems - 78 persons (0.3%).

Convicted persons by penalty type

In the structure of convicted persons by penalty type highest was the share of persons convicted to *imprisonment*. They were 19 706, or 81.9% of the total number of convicted persons in 2022. Most of them were convicted to imprisonment up to 6 months (54.9% of the total number of convicted persons to imprisonment) followed by those convicted to imprisonment from 6 months to 1 year - 30.6%.

A penalty of *probation* was imposed on 2 913 persons (12.1% of the total number of convicted persons). A penalty of *fine* was imposed on 1 287 persons (5.4%) whereas *public censure* on 138 persons. A penalty of *life imprisonment* was imposed on three persons.

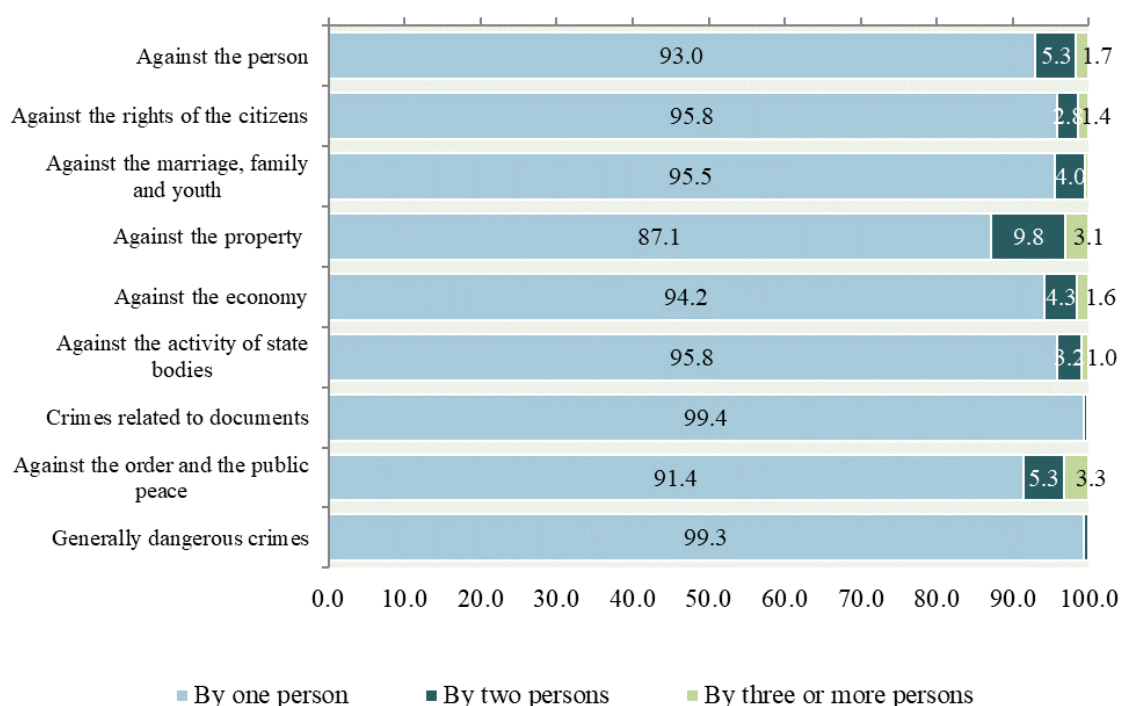
¹ Incl. general economic crimes, crimes against creditors, crimes in separate branches of the economy, crimes against the customs regime, and crimes against the monetary and credit system.

Crimes with penalty inflicted by the number of offenders and convicted persons by the number of committed crimes

The vast majority of the punished crimes were committed by one person (without complicity) - 95.9%, followed by those committed by two persons - 3.1%, and by three or more persons - 1.0%.¹

Depending on the type of the crimes, one perpetrator was the most common case in crimes related to documents (99.4%) and in generally dangerous crimes (99.3%). Two persons committing one crime in complicity was most common when the crime was against the property (9.8%), against the person (5.3%) and against law and public peace (5.3%). Crimes committed by three or more persons in complicity are most common in crimes against order and public peace (3.3%) and against property - in 3.1% of cases.

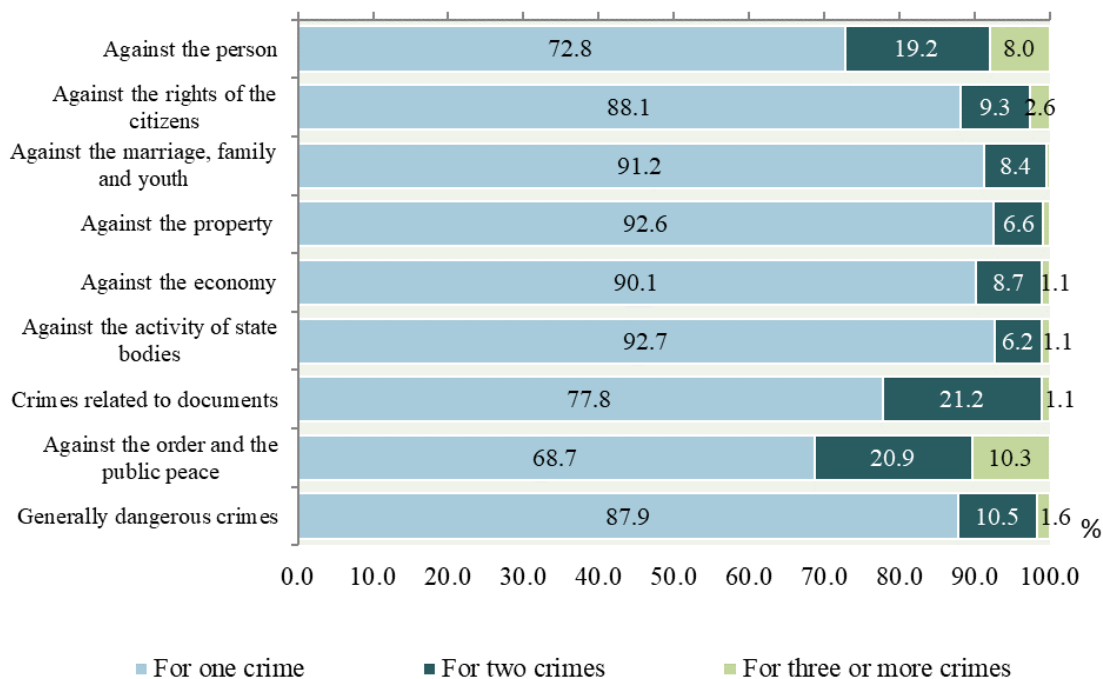
Figure 5. Structure of punished crimes in 2022 by certain chapters of the CC and by the number of offenders



In the distribution of convicted persons by the number of committed crimes, the highest share of convicted persons is for committing one crime - 87.9%. The offenders of two crimes accounted for 10.2%, and the offenders of 3 or more crimes - 1.9% of all persons convicted during the year. By type of crimes, those convicted of two crimes predominated over those convicted for crimes related to documents (21.2%), followed by those convicted of crimes against the order and public peace (20.9%) and crimes against the person (19.2%). The highest share of persons convicted for three or more crimes was observed in the case of crimes against order and public peace (10.3%) and crimes against the person (8.0%).

¹ A crime committed in complicity - when several persons participate in the commitment of the same crime as offenders or accomplices and are convicted under the same texts of the Criminal Code.

Figure 6. Structure of convicted persons in 2022 by certain chapters of the CC and by number of committed crimes¹



¹ When a person is convicted for several crimes, the person is counted as the most serious punishable crime and each crime - separately according to the respective type of crime.



Methodological notes

The statistical survey on crimes, accused and persons convicted with inflicted penalties ensures information on the basis of annual data, received from the regional, district and military courts and from the Specialized Criminal Court.

The object of the survey is the activity of the regional, district and military courts and the Specialized Criminal Court on penal trials of general, private and administrative nature. According to the Judiciary System Act (amended and supplemented by SG 32 of 26 April 2022), the Specialized Criminal Court is abolished. Criminal cases of the first instance before the Specialised Criminal Court, in which a dispositional hearing has been held, become subject to the jurisdiction of the Sofia City Court and their examination continues by the panel of judges which held the hearing. The judges of the Trial Chambers who have not been reassigned to the Sofia City Court shall be seconded to take part in the examination of the cases until the conclusion of the proceedings on them.

Units of a survey are crimes, accused and persons convicted with a sentence that has come into force during the reference year.

The number of **crimes with penalties inflicted** includes proceedings that finished with conditional or effective sentences irrespective of the number of perpetrators.

A crime committed by more than one person (in complicity) is counted as a crime with a penalty inflicted when at least one of the accused persons is effectively or conditionally convicted. In case when all persons have been acquitted, a crime committed in complicity ends with acquittal. A crime is counted as suspended when the proceeding against the perpetrator or all perpetrators ends with suspension.

The number of **accused persons** includes effectively and conditionally sentenced persons, as well as acquitted persons, persons released from penalty, and persons against whom the proceedings have been suspended.

The number of **persons convicted** are those with an effective or conditional sentence that has come into force.

When a crime is committed by several persons, the crime is counted only once, and each perpetrator - individually depending on the results of the proceeding. In case there is a convicted person for more than one committed crime in one proceeding, the most severe punishment is counted. If a person is convicted for several crimes, the person is counted against the most serious punishable offence and each crime is counted separately according to the respective type of crime.

The age of persons convicted is indicated in years of age at the time of the crime.

Juveniles are persons aged 14 - 17 years.

Adults are persons aged 18 and over.

Convicted juvenile persons are included in the total number of persons convicted.

According to Chapter Three, Art. 31, para. 1 and 2 of the Penal Code **criminally responsible** is the person of age - who has reached 18 years of age, who in a state of sanity commits a crime. **A juvenile** who has reached 14 years of age, but who has not reached 18 years of age, shall be **criminally responsible** if they were able to realize the quality and the importance of the act and direct their actions.

The criminal activity rate is calculated as a correlation between the number of persons convicted and the average annual number of the criminally responsible population (aged 14 and over) per 100 000 persons.



The population estimate as of 31 December 2022 reflects the changes in population numbers and structure recorded in the Census 2021. In this regard, there is a break in the time series for all coefficients for 2022.

The data on Crimes, Accused and Persons Convicted are obtained from an exhaustive survey by filling in the statistical questionnaire 'Card for accused person', by the pre-trial and trial proceedings and data from the administrative source - Unified Information System for Counteraction to Criminality (UISCC).

The applied methodology and data from the survey on 'Crimes, accused and persons convicted' are published on the NSI's website (www.nsi.bg) as well as in Informational System INFOSTAT (https://infostat.nsi.bg/infostat/pages/module.jsf?x_2=56).