



## ANTI-SOCIAL ACTS OF MINOR AND JUVENILES IN 2010 (PRELIMINARY DATA)

### 1. Minors and Juveniles registered and new entrants (for the first time) in the Child pedagogic rooms during the year

A tendency to regression of the number of minors and juveniles registered in the Child pedagogic rooms by 8.0% is observed in 2010. Their number in 2010 is the smallest for the past few years – 12 108. The number of minors and juveniles registered in the Child pedagogic rooms in 2006 is 15 969; in 2007 – 14 592; in 2008 – 13 572 and in 2009 – 13 155. (See Annex 1 below).

The coefficient of persons registered in the Child pedagogic rooms in 2010 is 1 811 per 100 000 persons of the population aged 8-17 years, while that coefficient in 2009 is 1 917.

The number of minors and juveniles new entrants (for the first time registered) in the Child pedagogic rooms in 2010 is by 0.3% more in comparison with 2009 and amounted to 4 170.

Analyzing the number of minors and juveniles passed on and registered at the Child pedagogic rooms in 2010 the following can be underlined:

- 78.1% of the registered persons are belonging to the group aged 14 – 17 years; 21.9% from the total number of children registered in the Child pedagogic rooms are persons aged 8 -13. In comparison with 2009 decrease by 9.1% is observed for the number of persons of age group from 14 to 17 years, while persons aged 8 – 13 decreased by 3.8%;
- the boys predominate among the minors and juveniles registered at the Child pedagogic rooms. Their number in 2010 amounted to 9 706 or 80.2%, while the share of girls is 19.8%;
- 3 899 (32.2%) persons of the total number of minors and juveniles registered at the Child pedagogic rooms are living in an unfavorable environment (bad, conflict or criminal family, comradely and school-fellow surroundings), as in comparison with preceding year decrease by 10.4% is observed;
- 2 314 or 19.1% of minors and juveniles descend from social poor families while in 2009 their number is 2 590 (19.7%);
- 11.5% of the minors and juveniles registered in the Child pedagogic rooms were not in education nor in employment, as their number amounted to 1 388. In 2009 their number and relative share are 1 751 and 13.3% respectively.

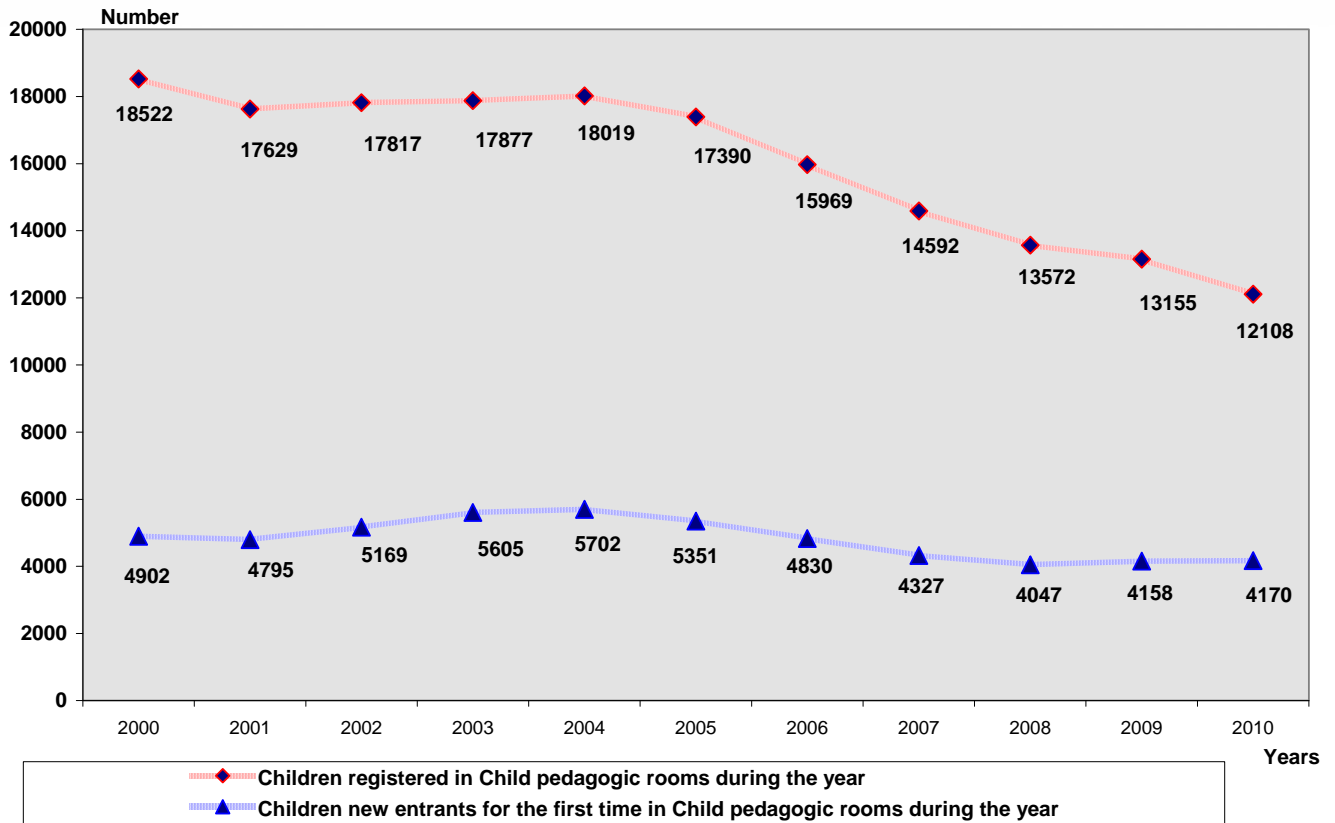


Fig.1. Minors and Juveniles, registered and new entrants (for the first time) during the year in the Child pedagogic rooms between 2000 and 2010

## 2. Anti – social acts

The number of minors and juveniles passed on to the Child pedagogic rooms for committed anti-social acts decreased by 12.3% in 2010 in comparison with 2009 and amounted to 7 249. Children passed on to Child pedagogic rooms for committed anti-social acts as “prostitution and homosexuality” (119 persons), “wandering” (390 persons), “alcohol addiction” (422 persons) and “running away from home” (1 496 persons) decreased in 2010. That presents respectively 32.8, 30.5, 15.1 and 3.4% less compared to 2009. An increase is observed in 2010 in the number of minors and juveniles passed on to the Child pedagogic rooms for “begging” (281 persons), “drug distribution and addiction” (326 persons) and “running away from school” (1 621 persons) or 18.1, 6.2 and 2.1% more than in 2009.

## 3. Children perpetrators of crimes

In 2010 the number of minors and juveniles, registered in the Child pedagogic rooms as perpetrators of crimes is increased by 3.4% in comparison with 2009 and it amounted to 6 363 persons.



Thefts of property are most widespread crimes, committed by minors and juveniles. They present 63.5% (4 041 persons) from the total number of crimes committed by minors and juveniles in 2010, as in comparison with preceding year an increase by 12.2% is observed. More of 1/3 (36.1%) of the thefts are burglaries, while the share of pick-pocketing is 12.8% (517 persons).

A decrease is observed in the number of minors and juveniles, perpetrators of the following crimes: “bodily harm” – by 25.1% (263 persons) and “hooliganism (incl. football)” – by 2.0% (451 persons).

At the same time the number of minors and juveniles perpetrators of “rapes” is increased by 50.0% (27 persons), “drug-related crimes” - by 20.6% (217 persons) and “theft of motor vehicles” – by 11.4% (147 persons).

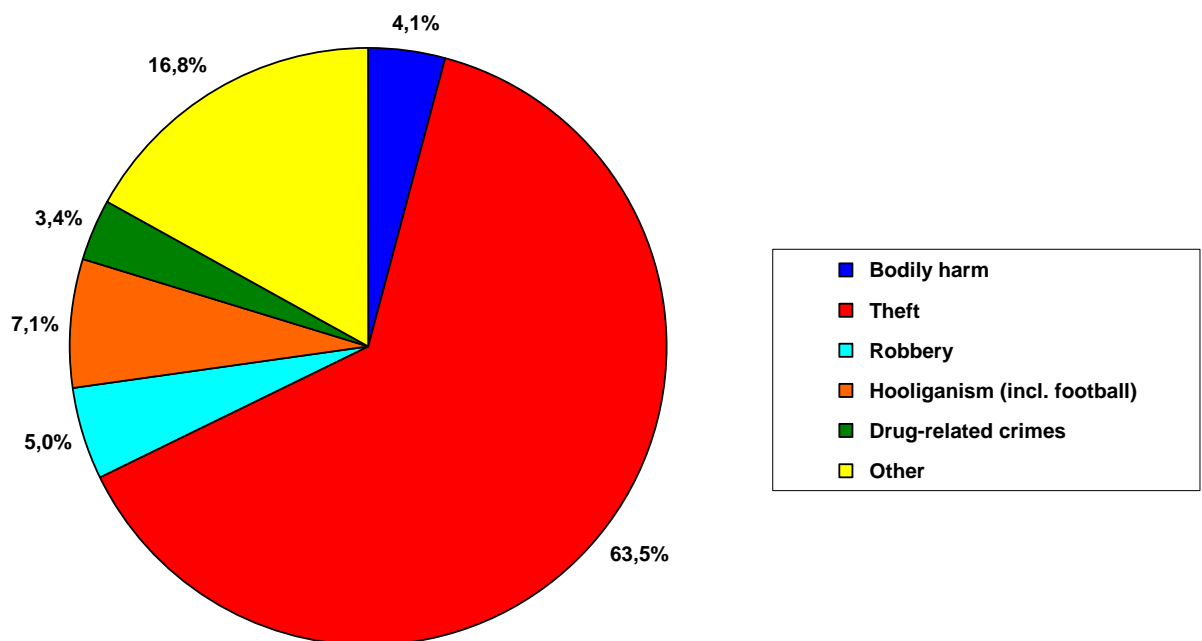


Fig.2. Structure of minors and juveniles perpetrators of some types of crimes in 2010

#### 4. Minors and juveniles without surveillance

The number of persons without surveillance aged 8 – 17 years detected by the Child pedagogic rooms is 140 in 2010. That data present decrease by 32.0% compared to preceding year when 206 uncontrolled minors and juveniles were determined.

The persons without surveillance aged between 8 – 13 years are 88 which presents 62.9% of the total number of waifs and strays.



### 5. Maltreatment of minors and juveniles

The number of maltreated minors and juveniles registered and passed on to the Child pedagogic rooms is increased by 22.9% in comparison with 2009. Their number amounted to 692 in 2010. The number of maltreated minors (8 – 13 years) is increased by 23.5% as their number amounted to 305. The number of maltreated juveniles (14 – 17 years) is increased by 22.5%.

Minors and juveniles have been maltreated by parents or relatives in 25.4% of all registered cases. About a half (45.8%) of minors and juveniles were maltreated by friends or classmates (against 56.1% in preceding year).

In 22.4% of the cases violence was exercised upon minors and juveniles by persons outside their nearest social surroundings.

### 6. Minors and juveniles victims of crimes

The number of minors and juveniles victims of crimes is increased by 4.2% in 2010 in comparison with 2009 and their number amounted to 2 094.

The number and share of persons suffered in a result of thefts of property are the highest - 970 persons (46.3%), followed by bodily harms - 290 persons (13.8%), robberies – 172 persons (8.2%) and debauchery – 125 persons (6.0%).

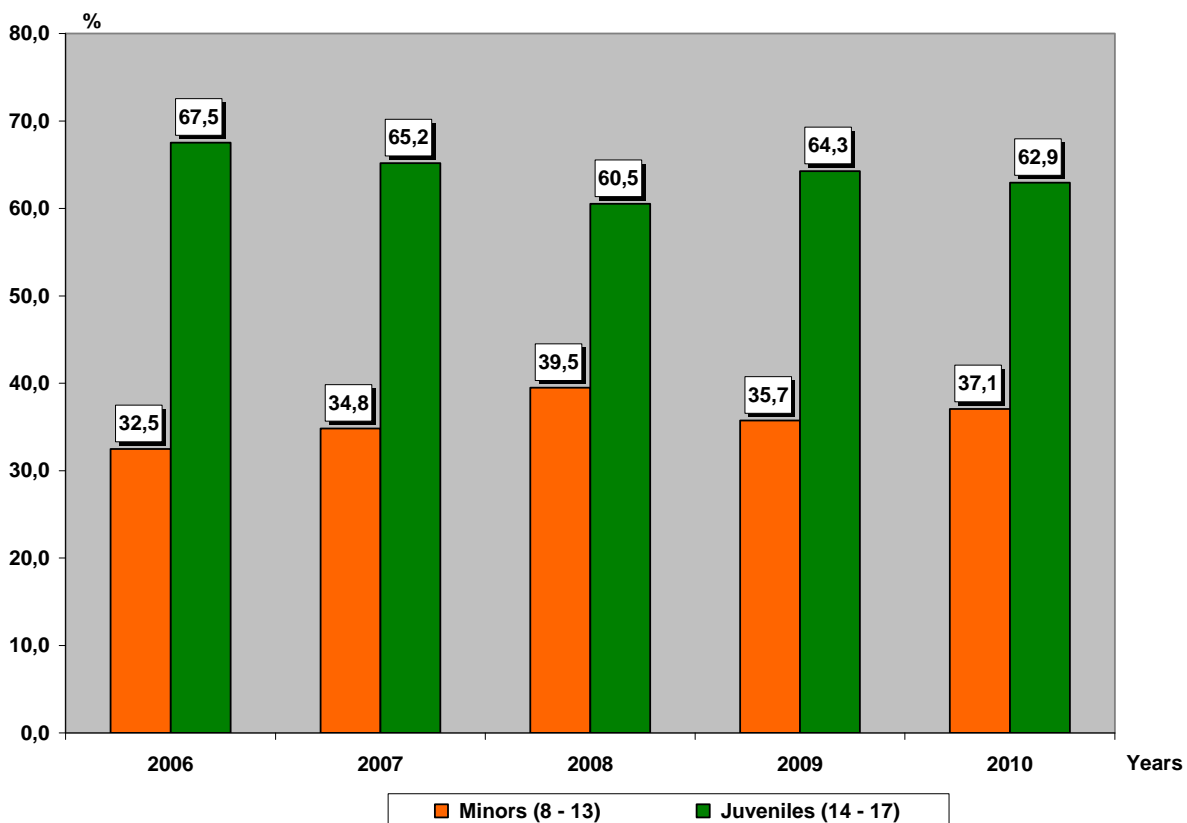


Fig.3. Structure of minors and juveniles victims of crimes during the period of 2006 – 2010 by age groups



## 7. Activities of the Local Commissions for Combating Anti-social Acts of minors and juveniles

6 113 legal educative proceedings are initiated by the Local Commissions for Combating Anti-social Acts of minors and juveniles in 2010 that is by 6.0% more in comparison with 2009. Compared to preceding year an increase (by 2.6%) is observed in the number of finished proceedings while they amounted to 5 438.

In 2010 8 519 educative measures were inflicted by the Local Commissions on 6 451 minors and juveniles for committed anti-social acts and crimes.

The educative measure of “warning” was imposed to the highest number of persons – in 3 296 cases, followed by “placement under the correctional control of a public tutor” – in 1 877 cases and “placement under correctional supervision of the parents or the persons substituting for them, under the obligation to take special care” – in 1 043 events.

The main characteristics of minors and juveniles with imposed educative measures were not changed in 2010:

- in comparison with 2009 their number is increased by 1.2% and amounted to 6 451;
- minors (8-13 years) are 2 076 persons against 2 048 in 2009;
- juveniles are 4 375 persons (4 325 in 2009);
- More than a half (53.5%) of minors and juveniles with imposed educative measures have primary or not completed primary attainment. About 36% have basic education (38% in 2009). Compared to preceding year the number and share of illiterate persons aged 8 – 17 is less (from 427 persons and 6.7% in 2009 to 406 and 6.2% in 2010);
- 54.6% of the total number of minors and juveniles with imposed educative measures are living with both parents; 30.7% - with single parent and 313 children (4.8%) – in Homes for children without parental care or in asylums.



## Methodological notes

Statistical data on anti-social acts of minors and juveniles are elaborated on the basis of annual information received from the Local commissions for prevention of juvenile delinquency.

*Objects of the survey* are the activities of the Local commissions for prevention of minors and juvenile anti-social acts.

*Units of the survey* are the minor and juvenile persons perpetrators of anti-social acts and crimes.

**Anti-social act** is an act which is publicly dangerous and against the law or contradicts the morality and the good manners. Educative measures are imposed upon the offenders of such acts according to the Juvenile Delinquency Law.

**Child pedagogic rooms** are special institutions for the prevention of crimes and anti-social acts, committed by minor and juvenile persons.

*In the number of child registered as new entrants in the Child Pedagogic Rooms during the year* are included all minors and juveniles perpetrators of crimes and/or anti-social acts during the reported year; convicted for general crimes; realized from the correctional facilities, Correctional boarding-schools and the Social-pedagogic boarding schools.

*In the number of child registered in the Child Pedagogic Rooms* are included all minors and juveniles perpetrators of crimes and/or anti-social acts; convicted for general crimes; realized from the correctional facilities, Correctional boarding-schools and the Social-pedagogic boarding schools.

*In the number of child passed on to Child Pedagogic Rooms* are included minor and juvenile persons who:

- have been endangered of the committed crimes and anti-social acts by different reasons;
- have committed acts which are not crimes;
- have been victims, plaintiffs and witness of crimes;
- have been under police protection.

The applied methodology and data from surveys on Activities of Local Commissions for Combating Anti-social Acts of minors and juveniles are published on the NSI's Internet site - <http://www.nsi.bg/otrasalen.php?otr=50>



**ANNEX 1**

**Table 1**

**Minor and juvenile persons registered and new entrants in Child pedagogic rooms by sex and age**

	2000	2001	2002	2003	2004	2005	2006	2007	2008	2009	(Number) 2010 <sup>1</sup>
<b>Children registered in Child pedagogic rooms during the year - total</b>	<b>18522</b>	<b>17629</b>	<b>17817</b>	<b>17877</b>	<b>18019</b>	<b>17390</b>	<b>15969</b>	<b>14592</b>	<b>13572</b>	<b>13155</b>	<b>12108</b>
<b>Minors (8 - 13 )</b>	<b>4938</b>	<b>4250</b>	<b>4954</b>	<b>4419</b>	<b>4400</b>	<b>3913</b>	<b>3337</b>	<b>3193</b>	<b>2821</b>	<b>2751</b>	<b>2647</b>
Boys	3959	3429	3872	3580	3531	3007	2613	2583	2284	2205	2029
Girls	979	821	1082	839	869	906	724	610	537	546	618
<b>Juveniles (14 - 17 )</b>	<b>13584</b>	<b>13379</b>	<b>12863</b>	<b>13458</b>	<b>13619</b>	<b>13477</b>	<b>12632</b>	<b>11399</b>	<b>10751</b>	<b>10404</b>	<b>9461</b>
Boys	11686	11329	10888	11374	11486	11349	10659	9685	9016	8650	7677
Girls	1898	2050	1975	2084	2133	2128	1973	1714	1735	1754	1784
<b>Children new entrants in Child pedagogic rooms during the year - total</b>	<b>4902</b>	<b>4795</b>	<b>5169</b>	<b>5605</b>	<b>5702</b>	<b>5351</b>	<b>4830</b>	<b>4327</b>	<b>4047</b>	<b>4158</b>	<b>4170</b>
<b>Minors (8 - 13 )</b>	<b>1540</b>	<b>1446</b>	<b>1667</b>	<b>1638</b>	<b>1631</b>	<b>1434</b>	<b>1180</b>	<b>1124</b>	<b>1075</b>	<b>1098</b>	<b>1112</b>
Boys	1234	1192	1333	1327	1327	1144	956	909	900	876	831
Girls	306	254	334	311	304	290	224	215	175	222	281
<b>Juveniles (14 - 17 )</b>	<b>3362</b>	<b>3349</b>	<b>3502</b>	<b>3967</b>	<b>4071</b>	<b>3917</b>	<b>3650</b>	<b>3203</b>	<b>2972</b>	<b>3060</b>	<b>3058</b>
Boys	2821	2802	2937	3378	3474	3321	3078	2728	2491	2559	2543
Girls	541	547	565	589	597	596	572	475	481	501	515

<sup>1</sup> Preliminary data



**Children passed on to Child pedagogic rooms for committed anti-social acts  
and children perpetrators of crimes by sex and age**

	2000	2001	2002	2003	2004	2005	2006	2007	2008	2009	2010 <sup>1</sup>
<b>Children passed on to Child pedagogic rooms for committed anti-social acts - total</b>	<b>10305</b>	<b>10322</b>	<b>11070</b>	<b>13196</b>	<b>13343</b>	<b>12407</b>	<b>10765</b>	<b>9651</b>	<b>7952</b>	<b>8265</b>	<b>7249</b>
<b>Minors (8 - 13 )</b>	<b>3564</b>	<b>3489</b>	<b>3631</b>	<b>3880</b>	<b>4038</b>	<b>3297</b>	<b>3142</b>	<b>2431</b>	<b>2102</b>	<b>2198</b>	<b>1953</b>
Boys	2675	2564	2701	2880	2960	2367	2311	1775	1557	1565	1407
Girls	889	925	930	1000	1078	930	831	656	545	633	546
<b>Juveniles (14 - 17)</b>	<b>6741</b>	<b>6833</b>	<b>7439</b>	<b>9316</b>	<b>9305</b>	<b>9110</b>	<b>7623</b>	<b>7220</b>	<b>5850</b>	<b>6067</b>	<b>5296</b>
Boys	5023	5176	5264	7115	7136	6292	5451	5188	4064	4216	3546
Girls	1718	1657	2175	2201	2169	2818	2172	2032	1786	1851	1750
<b>Children perpetrators of crimes - total</b>	<b>7356</b>	<b>8662</b>	<b>8653</b>	<b>9607</b>	<b>10146</b>	<b>9720</b>	<b>8541</b>	<b>6978</b>	<b>6043</b>	<b>6152</b>	<b>6363</b>
<b>Minors (8 - 13 )</b>	<b>1989</b>	<b>2092</b>	<b>2113</b>	<b>2295</b>	<b>2723</b>	<b>2447</b>	<b>1860</b>	<b>1428</b>	<b>1321</b>	<b>1345</b>	<b>1362</b>
Boys	1534	1589	1697	1782	2104	1781	1552	1201	1119	1091	1074
Girls	455	503	416	513	619	666	308	227	202	254	288
<b>Juveniles (14 - 17 )</b>	<b>5367</b>	<b>6570</b>	<b>6540</b>	<b>7312</b>	<b>7423</b>	<b>7273</b>	<b>6681</b>	<b>5550</b>	<b>4722</b>	<b>4807</b>	<b>5001</b>
Boys	4735	5875	5754	6452	6569	6386	5894	4967	4186	4212	4314
Girls	632	695	786	860	854	887	787	583	536	595	687

<sup>1</sup> Preliminary data



**Children passed on to Child pedagogic rooms for committed anti-social acts  
and children perpetrators of crimes**

	2000	2001	2002	2003	2004	2005	2006	2007	2008	2009	(Number) 2010 <sup>1</sup>
<b>Children passed on to Child pedagogic rooms for committed anti-social acts during the year - total</b>	<b>10305</b>	<b>10322</b>	<b>11070</b>	<b>13196</b>	<b>13343</b>	<b>12407</b>	<b>10765</b>	<b>9651</b>	<b>7952</b>	<b>8265</b>	<b>7249</b>
of which:											
Run away from home	1539	1517	1662	1923	1978	2265	2184	2053	1896	1548	1496
Wandering and begging	1405	1318	1126	1059	1785	1537	975	1044	659	799	390
Alcohol addiction	741	555	554	612	721	802	652	471	401	497	422
Drug distribution and addiction	815	872	846	841	920	584	473	492	314	307	326
Prostitution and homosexuality	413	420	501	601	486	501	400	276	210	177	119
Run away from school	.	.	.	1091	1967	1888	2367	2044	1615	1590	1623
<b>Children perpetrators of crimes - total</b>	<b>7356</b>	<b>8662</b>	<b>8653</b>	<b>9607</b>	<b>10146</b>	<b>9720</b>	<b>8541</b>	<b>6978</b>	<b>6043</b>	<b>6152</b>	<b>6363</b>
of which:											
Intentional homicide	14	10	16	14	5	2	16	14	7	11	9
Bodily harm	203	250	229	281	265	257	278	294	266	351	263
Rape	71	90	79	70	26	18	26	19	14	18	27
Debauchery	92	121	118	109	79	80	100	82	84	62	72
Theft	5267	6206	6127	6533	6742	6304	5883	4624	3907	3601	4041
of which:											
Burglary	2465	3101	2576	2646	3139	2593	2274	1867	1505	1367	1460
Pickpocketing	1111	1204	1103	1155	1238	1284	737	504	559	510	517
Robbery	433	546	559	698	775	635	401	360	237	315	319
Theft of motor vehicles	177	176	163	233	220	175	124	195	147	132	147
Hooliganism (incl. football)	.	543	448	514	482	593	450	415	454	460	451
Drug-related crimes	.	.	.	394	385	379	252	232	203	180	217

<sup>1</sup> Preliminary data



**Table 4**

**Minor and juvenile persons with imposed educative measures by sex and age**

(Number)

	2000	2001	2002	2003	2004	2005	2006	2007	2008	2009	2010 <sup>1</sup>
<b>For committed anti-social acts - total</b>	<b>1832</b>	<b>1587</b>	<b>1812</b>	<b>1941</b>	<b>1927</b>	<b>1838</b>	<b>1319</b>	<b>1364</b>	<b>1180</b>	<b>1115</b>	<b>1179</b>
<b>Minors (8 - 13)</b>	<b>729</b>	<b>683</b>	<b>728</b>	<b>731</b>	<b>694</b>	<b>666</b>	<b>475</b>	<b>517</b>	<b>412</b>	<b>364</b>	<b>425</b>
Boys	531	504	542	530	528	507	355	396	315	260	285
Girls	198	179	186	201	166	159	120	121	97	104	140
<b>Juveniles (14 - 17)</b>	<b>1103</b>	<b>904</b>	<b>1084</b>	<b>1210</b>	<b>1233</b>	<b>1172</b>	<b>844</b>	<b>847</b>	<b>768</b>	<b>751</b>	<b>754</b>
Boys	869	692	812	916	948	876	540	564	479	459	447
Girls	234	212	272	294	285	296	304	283	289	292	307
<b>For committed crimes - total</b>	<b>4212</b>	<b>4614</b>	<b>5286</b>	<b>6046</b>	<b>5844</b>	<b>6348</b>	<b>6788</b>	<b>6128</b>	<b>5739</b>	<b>5258</b>	<b>5272</b>
<b>Minors (8 - 13)</b>	<b>1348</b>	<b>1690</b>	<b>1791</b>	<b>1872</b>	<b>1960</b>	<b>2116</b>	<b>2059</b>	<b>1812</b>	<b>1804</b>	<b>1684</b>	<b>1651</b>
Boys	1061	1350	1426	1490	1606	1619	1712	1496	1547	1382	1380
Girls	287	340	365	382	354	497	347	316	257	302	271
<b>Juveniles (14 - 17)</b>	<b>2864</b>	<b>2924</b>	<b>3495</b>	<b>4174</b>	<b>3884</b>	<b>4232</b>	<b>4729</b>	<b>4316</b>	<b>3935</b>	<b>3574</b>	<b>3621</b>
Boys	2537	2568	3060	3718	3448	3726	4175	3768	3386	3023	3036
Girls	327	356	435	456	436	506	554	548	549	551	585

<sup>1</sup> Preliminary data



**Table 5**

**Minor and juvenile persons, victims of crimes by sex and age**

(Number)

Kind of crimes	2009				2010 <sup>1</sup>			
	Total	of which: girls	Minors 8 - 13	Juveniles 14 - 18	Total	of which: girls	Minors 8 - 13	Juveniles 14 - 18
<b>Total</b>	<b>2099</b>	<b>856</b>	<b>718</b>	<b>1291</b>	<b>2094</b>	<b>838</b>	<b>776</b>	<b>1318</b>
of which:								
Intentional homicide	15	4	6	9	7	3	5	2
Bodily harm	255	50	68	187	290	80	101	189
Rape	49	46	12	37	48	42	14	34
Debauchery	132	94	100	32	125	84	86	39
Theft	846	360	279	567	970	348	329	641
Robbery	188	75	48	140	172	41	45	127
Kidnapping	19	4	4	15	8	7	2	6
of which: with aim to submit for debauchery action	1	-	1	-	4	4	2	2
Fraud and extortion	43	13	17	26	35	12	21	14
Forcing to engage in begging	12	7	8	4	31	18	28	3
Forcing to engage in prostitution and in homosexual acts	19	15	8	11	23	20	1	22
Maltreatment in the family	66	39	24	42	.	.	.	.
Maltreatment out of the family	110	49	45	65	.	.	.	.
Traffic of people	6	5	2	4	5	3	4	1
Child pornography	1	1	-	1	1	1	1	-

<sup>1</sup> Preliminary data