



CRIMES CONCLUDED WITH PENALTY INFLICTED AND PERSONS CONVICTED IN FIRST SEMESTER OF 2010

According to the preliminary data of the National Statistical Institute for the first semester of 2010, the trials ended with inflicted penalty cover 14 656 committed crimes, which present 1.4% less in comparison with the same period of 2009. The number of persons convicted with penalties come into force amounted to 15 930. In comparison with the same period of 2009 decrease is observed by 3.4%. The number of persons with effective sentence of conviction amounted to 10 749 (67. 5% of the total number of convicted persons, against 68.4% in the first semester of 2009). Conditionally sentenced are 5 181 persons, as their share increased by 0.9 percentage points compared to the first half of the preview year (See Table 3).

The group of convicted persons aged 14 – 17 years presents 7.4% of the total number of convicted persons and amounts to 1 179. The decrease by 23.6% is observed in comparison with the same period of 2009.

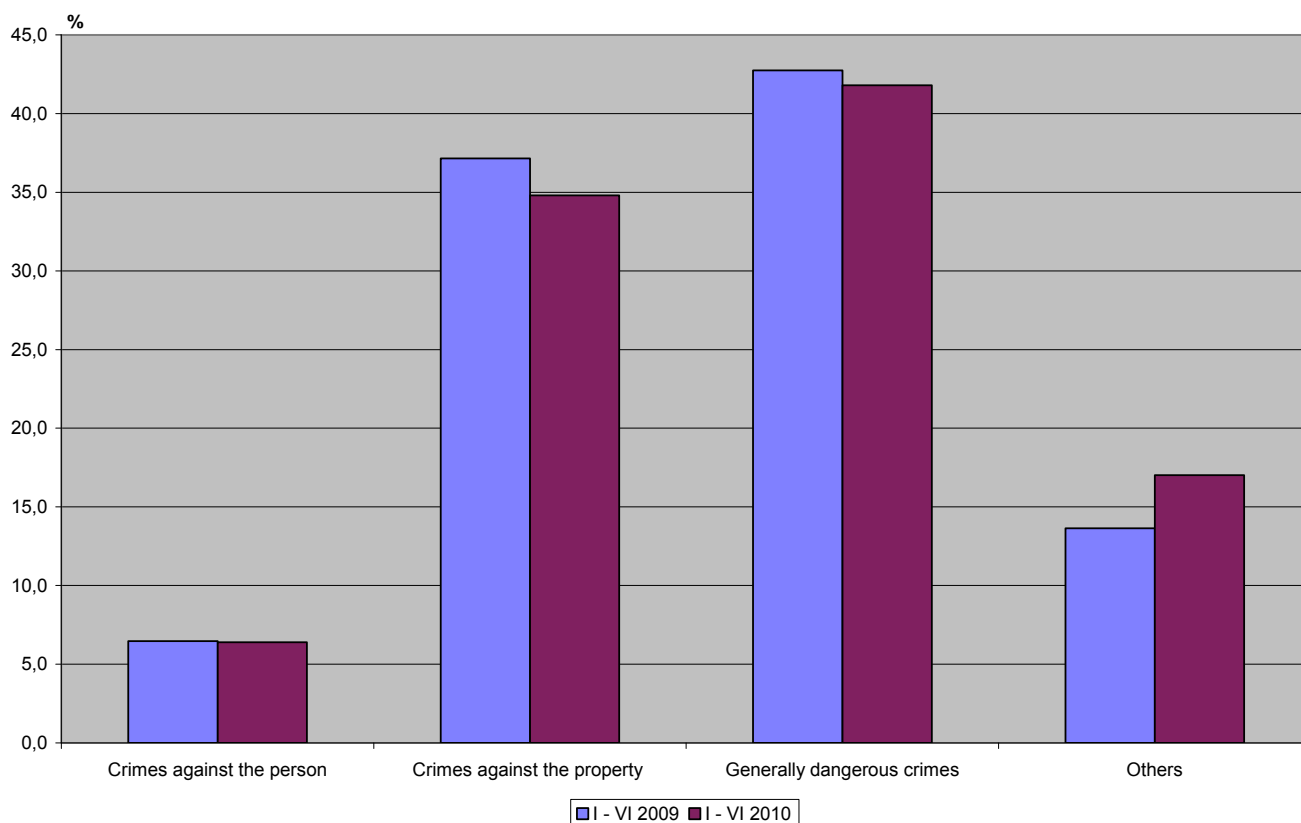


Figure 1. Structure of crimes with penalty inflicted by chapters of the Penal Code during the first semesters of 2009 and 2010

The crimes of general danger (such committed in a way presenting a general danger or by means of general danger at the transport and communication, directed against public health or environment, related to the usage of nuclear energy for peace purposes, and other crimes of general danger) hold the first place as a number and relative share in the total of punished criminality. 6 125 crimes of this kind have been punished in the first half of 2010, that is by 3.6% less compared to the same period of 2009.



www.nsi.bg

The relative share of these crimes in the total of punished criminality is 41.8%, that is by 0.9 percentage points less compared to the period from January to June 2009. The number of convicted persons for this kind of crimes amounts to 6 000, or 37.7% from the total number of convicted persons. Compared to the first semester of 2009 decrease is observed (by 4.4%) in the number of persons convicted for this kind of crimes.

- The punished cases of crimes against the transport and communications are 5 040. Compared to the same period of 2009 decrease is observed by 8.0%. Convicted persons for this kind of crimes are 4 953, that present 82.6% from the total number of persons convicted for crimes of general danger. The number of persons convicted for crimes against the transport and communications decreased by 8.3% in comparison with the same period of 2009 when the number of persons convicted for this kind of crimes is 5 403.
- During the first half of 2010 an increase is observed in the number of punished drug related crimes (contraband of drugs, production, processing, possessing, dissemination, transportation, carrying and other) – respectively from 439 to 651, or by 48.3%. The number of convicted persons is 638, or by 43.4% more compared to the first half of 2009.

The number of punished crimes against property is 5 099. They include theft and robbery of property, misappropriation, fraud, extortion, receiving stolen goods, destroying and damaging of property. The share of these crimes in the punished criminality is 34.8% against 37.2% in first half of 2009. The number of persons convicted for this kind of crimes is 6 457 that presents 40.5% of the total number of convicted persons.

- 3 623 crimes “Thefts of property” were concluded with infliction of penalty. In the first semester of 2010 the number of convicted persons for this kind of crime is 4 863 (12.2% less compared to 2009).
- 603 persons were convicted for 487 robberies. An increase by 13.1 and 9.9% respectively is observed.

Punished crimes against person (homicide, assault and battery, discrediting, kidnapping and illegal constraint, compulsion, disclosure of a secret of another, insult and libel, debauchery, rape and traffic of people) amounted to 937, which constituted 6.4% from the total number of crimes concluded with infliction of penalty. The number of persons convicted is 922. Compared to the same period of 2009 decrease of this kind of crimes and persons convicted was registered, respectively by 2.5 and 3.0%.

- Decrease by 16.9% was registered in the number of persons convicted for homicide (committed and attempted). 64 persons were convicted for commitment of homicides (committed and attempted) against 77 persons during the first half of 2009.
- The number of persons convicted for rape (committed and attempted) increased by 1.4% and amount to 74 persons.

An increase of the number of persons convicted for crimes against the financial, tax and insurance systems was registered in the first half of 2010. The number of persons convicted for this kind of crimes is 64, by 28.0% more compared to the same period of 2009.

The number of persons convicted for committed crimes against the activity of state bodies, public organizations and persons performing public duties is increased by 27.9% in comparison with first half of 2009 and amount to 789.



www.nsi.bg

- The number of punished crimes related to illegal crossing the country borders is increased by 12.4%, as the number of persons convicted for this kind of crimes is increased by 27.7%.
- The number of persons convicted for bribery is increased by 73.0%, respectively punished crimes of this kind – by 71.1%.

An increase is registered in the number of persons convicted for documentary crimes by 24.8% (418 persons convicted), crimes against the economy by 22.1% (570 persons convicted), crimes against the order and the public peace by 18.5% (359 persons convicted) and for crimes against the marriage, family and youth by 12.1% (231 persons convicted).

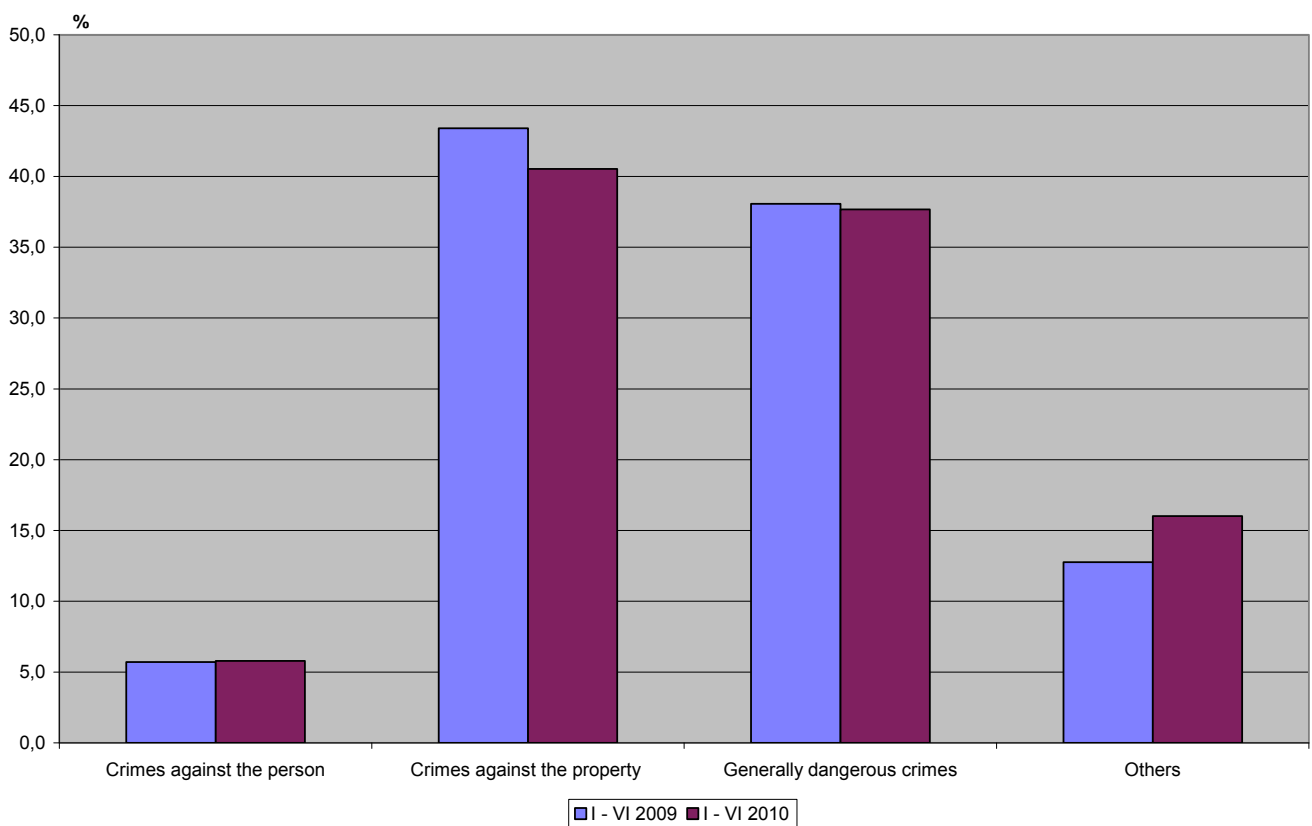


Figure 2. Structure of persons convicted by chapters of the Penal Code during the first semesters of 2009 and 2010

The distribution of convicted persons in first semester of 2010 by sex and age is:

- The number of convicted males is 14 960, or 93.9% of the total number of convicted persons. Compared to the same period of 2009 that is by 3.8% less;
- The number of convicted females is 970 – 6.1% of the total number of convicted persons, which presents 4.6% more in comparison with the same period of 2009;
- Persons convicted aged from 18 to 24 years are 4 539 (28.5%);
- Persons convicted aged from 30 to 39 years are 3 948 (24.8%);
- Persons convicted over 40 years are 3 510 (22.0%);



www.nsi.bg

- Persons convicted aged from 25 to 29 years are 2 754 (17.3%);
- Persons convicted from 14 to 17 years are 1 179, as that presents 7.4% of the total number of convicted persons.

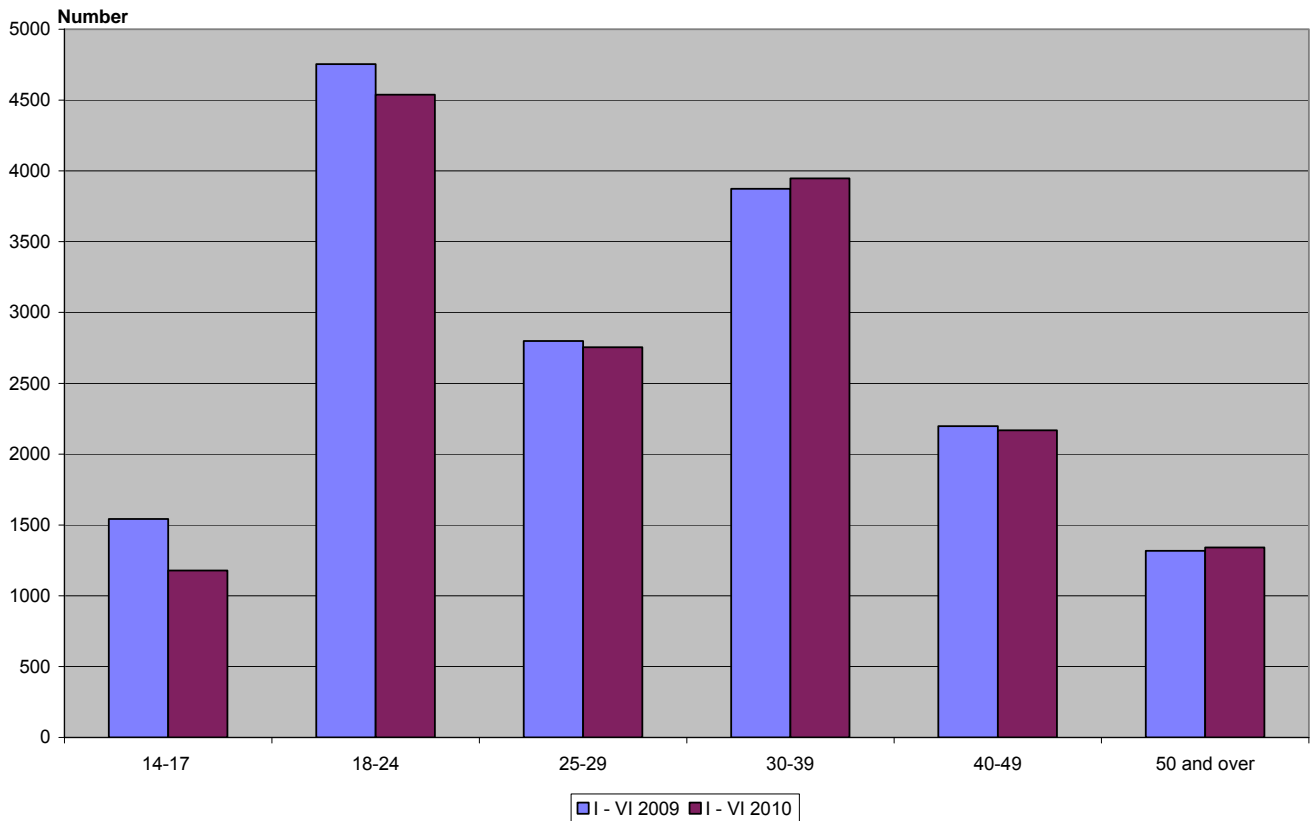


Figure 3. Number of convicted persons by age during the first semesters of 2009 and 2010

Persons convicted by penalty imposed

The number of persons convicted to imprisonment is 8 488, that presents 53.3% of the total number of convicted persons (in first semester of 2009 that share is 51.6%). The highest number and rate are persons convicted to imprisonment up to 6 months - 4 385 persons (51.7%) and from 6 months to 1 year – 2 223 persons (26.2%). Penalty of probation is imposed to 6 209 persons (39.0%) and fine – 905 persons, or 5.7% of the total number of convicted persons.

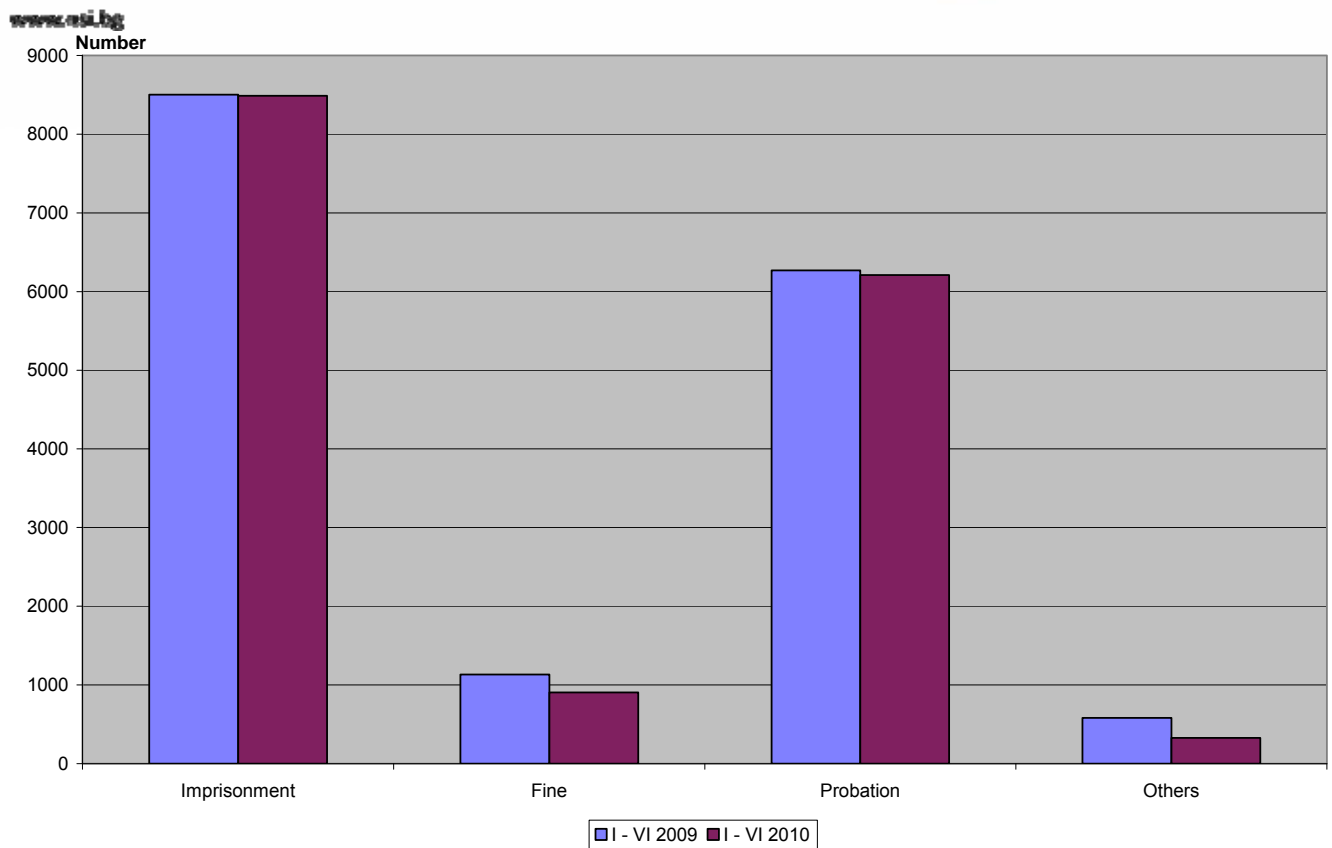


Figure 4. Number of convicted persons by penalty imposed during the first semesters of 2009 and 2010

METHODOLOGICAL NOTES

Data on crimes and persons convicted are obtained by processing information about the activity of the regional, district and military courts on penal trials.

The survey object is the activity of the regional and district courts on penal trials of general, private and administrative character. Since 1998 the information for the activity of military courts is also included. The information about the activity of Supreme Court of Cassation is not included.

Surveyed units are crimes, concluded with penalty inflicted and persons convicted with sentences come into force.

The numbers of crimes and persons convicted for certain reference year include those with sentence that has come into force during the same year.

The number of accused persons covers: convicted persons, conditionally convicted, discharged, persons with proceedings finished suspension and persons with proceedings released from penalty. Persons convicted with all kinds of inflicted penalty, including conditionally sentenced persons are included in the total number of persons convicted.

In the number of crimes concluded with penalty inflicted are included all crimes with inflicted penalty regardless they had been committed by one or more persons.

The age of persons convicted is given in completed years. Persons who have completed 14, but not 18 years are considered juveniles.

Convicted juvenile persons are included in the total number of persons convicted.

For additional information see NSI' web page -
<http://www.nsi.bg/otrasalen.php?otr=50>



ANNEX

Table 1

CRIMES WITH PENALTY INFLICTED AND PERSONS CONVICTED FOR THE FIRST SEMESTER OF 2009 AND 2010 ¹

(Number)

Kind of crime	2009			2010		
	Semesters					
	First			First		
	Crimes with penalty inflicted	Persons convicted		Crimes with penalty inflicted	Persons convicted	
Total		of wich: Juveniles	Total		of wich: Juveniles	
Total²	14863	16486	1543	14656	15930	1179
of which:						
Crimes against the person	961	951	96	937	922	54
of which:						
Homicide (committed and attempted)	72	77	1	64	64	3
Bodily harm	464	498	63	487	505	33
Debauchery of which: rape (committed and attempted)	187	171	23	151	144	11
	71	73	3	69	74	5
Crimes against marriage, family and youth	199	206	1	245	231	1
Crimes against the property	5523	7155	1237	5099	6457	927
of which:						
Theft	4021	5540	1042	3623	4863	778
Robbery	443	533	126	487	603	114
Misappropriation	88	94	-	68	66	-
Fraud	279	297	13	289	321	6
Extortion	21	23	2	36	39	1
Destruction and damaging of property	336	331	31	346	320	19



www.nsi.bg						
Crimes against the economy	371	467	11	511	570	8
of which: crimes						
against the customs regime	35	65	-	50	62	-
Crimes against the financial, tax						
and insurance system	56	50	-	71	64	-
Crimes against the activity						
of state bodies, public						
organisations and persons						
performing public duties	579	617	19	682	789	12
of which:						
Illegal crossing of the						
boundary	378	408	13	425	521	8
Bringing of persons across the						
boundary	36	48	1	45	59	-
Bribery	38	37	-	65	64	-
Documentary crimes	391	335	6	507	418	4
Crimes against the order and the						
public peace	320	303	22	357	359	15
of which: hooliganism	268	246	19	292	283	14
Generally dangerous crimes	6352	6276	145	6125	6000	152
of which:						
Arson	40	39	2	39	40	1
Illegal production,						
possessing and use						
of weapon, explosion and						
ammunition	211	188	1	238	197	2
Crimes against the transport						
and communications	5477	5403	51	5040	4953	56
Theft of motor vehicles	161	178	60	131	149	55
Drug-related crimes	439	445	26	651	638	35
Military crimes	25	27	-	35	31	-

¹According to sentences come into force.

²Incl. persons convicted for crimes committed abroad.



Table 2

**PERSONS CONVICTED BY SEX AND AGE FOR FIRST SEMESTERS OF 2009
AND 2010 ¹**

Sex and age	(Number)	
	2009	2010
	Semesters	
	First	First
Total ²	16486	15930
Male	15559	14960
Female	927	970
Juveniles (14 - 17)	1543	1179
Male	1468	1128
Female	75	51
Adults (over 18)	14943	14751
Male	14091	13832
Female	852	919
18-24	4754	4539
Male	4530	4330
Female	224	209
25-29	2800	2754
Male	2642	2614
Female	158	140
30-39	3874	3948
Male	3649	3685
Female	225	263
40-49	2197	2169
Male	2050	1996
Female	147	173
50 and over	1318	1341
Male	1220	1207
Female	98	134

¹According to sentences come into force.

²Incl. persons convicted for crimes committed abroad.



Table 3

PERSONS CONVICTED BY PENALTIES IMPOSED IN THE FIRST SEMESTERS OF 2009 AND 2010 ¹

Penalties imposed	(Number)	
	2009	2010
	Semesters	
	First	First
Total²	16486	15930
of which: conditional sentences	5215	5181
Imprisonment	8504	8488
Up to 6 months	4657	4385
From 6 months to 1 year	2086	2223
From 1 to 3 years	1499	1572
From 3 to 5 years	160	197
From 5 to 10 years	63	75
From 10 to 15 years	26	15
Over 15 years	13	21
Life imprisonment	-	3
Life imprisonment without parole	1	-
Fine	1132	905
Probation	6270	6209
Others	579	325

¹According to sentences in force.

²Incl. persons convicted for crimes committed abroad.