



CONSUMER SURVEY, OCTOBER 2014

In October 2014 the total consumer confidence indicator decreases by 2.9 percentage points compared to its level 3 months ago (Annex, Figure 1) which is due to the decreased confidence of both urban and rural inhabitants by 3.0 and 2.8 percentage points respectively.

The opinions about the development of the general economic situation in the country over the last 12 months (Annex, Figure 2) and the expectations about the next 12 months (Annex, Figure 3) are more unfavourable in comparison with the previous survey as a result of which the balance indicators decrease by 4.2 and 2.5 percentage points respectively. Compared to July the consumers' assessments and expectations about the financial situation of their households are more pessimistic (Annex, Figure 4 and Figure 5).

The assessments about the change of consumer prices over the last 12 months are also more unfavourable in comparison with the opinions registered 3 months earlier as a result of which the balance indicator increases by 5.4 percentage points (Annex, Figure 6). At the same time the inflation expectations over the next 12 months are strengthened (Annex, Figure 7).

The present economic situation in the country continues to be assessed by the majority of the consumers as unfavourable for savings and their expectations about the opportunity for saving over the next 12 months are worsened.

As regards the unemployment in the country the prevailing forecasts that it will continue to increase over the next 12 months (Annex, Figure 8).

The last inquiry registers also deterioration in the total assessment of the present situation to make major purchases of durable goods¹ (Annex, Figure 9), as the intensions of the consumers to make such expenditures over the next 12 months are more reserved. Their attitude regarding the intentions of expenditures making for "buying a car", "buying or building a home" and "making expenditures on home improvements" over the next 12 months are also negative.

¹ When commenting the replies regarding the purchases (expenditures), one has to take into account that the questions are asked on a quarterly basis, although these purchases (expenditures) are to be made by the consumers in a longer period of time. That is why it is normal for the prevailing values of balances of opinions to be permanently situated in the negative zone of the graphs. However for the purpose of the economic analysis is important to consider the direction of development of balances of opinions as indicators of positive or negative change.



Methodological notes

The survey is a part of the harmonized program of European Union for business and consumer surveys and it is representative for the population of 16 years and older.

The persons of 16 years and older are the object of the survey; the sample method is random, clustered, proportional to the population by regions, incl. urban/rural inhabitants (154 clusters with 8 persons per cluster). The interviewing method is face to face. The questionnaire contains standardized questions about the financial situation of households, general economic situation, inflation, unemployment, saving, intentions of making major purchases on durable goods or purchasing/building a home or buying a car. The proposed variants of answers give an opportunity to arrange them from optimistic, through neutral to pessimistic. The balance of opinions is calculated as a difference between relative shares of positive opinions and relative shares of negative opinions, as there is one specification: the strong positive opinions and the strong negative opinions are given a coefficient of 1, and the more moderate positive and negative opinions - a coefficient of 0.5.

The survey results are used to capture the direction of change of surveyed variables incl. that of the consumer confidence level, which gives an opportunity to analyze the tendencies in the development of public opinions on significant economic phenomena.

The consumer confidence indicator is an arithmetic mean of the balances of the expectations about the development over the next 12 months of the financial situation of households, general economic situation, savings and unemployment, as the last is taken with a negative sign.



Annex

Figure 1. Consumer confidence indicator

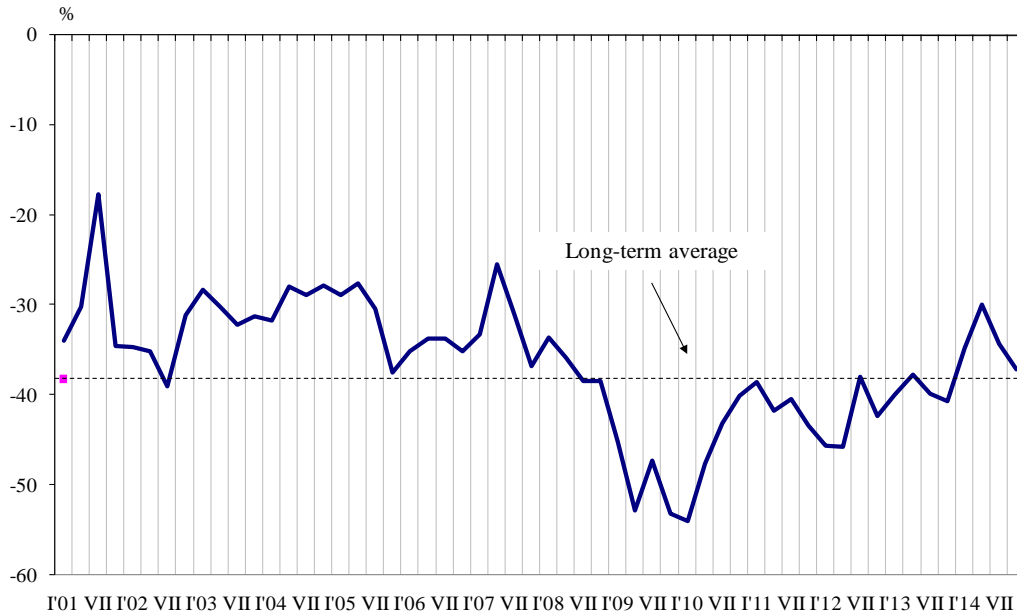


Figure 2. Assessment of the general economic situation over the last 12 months

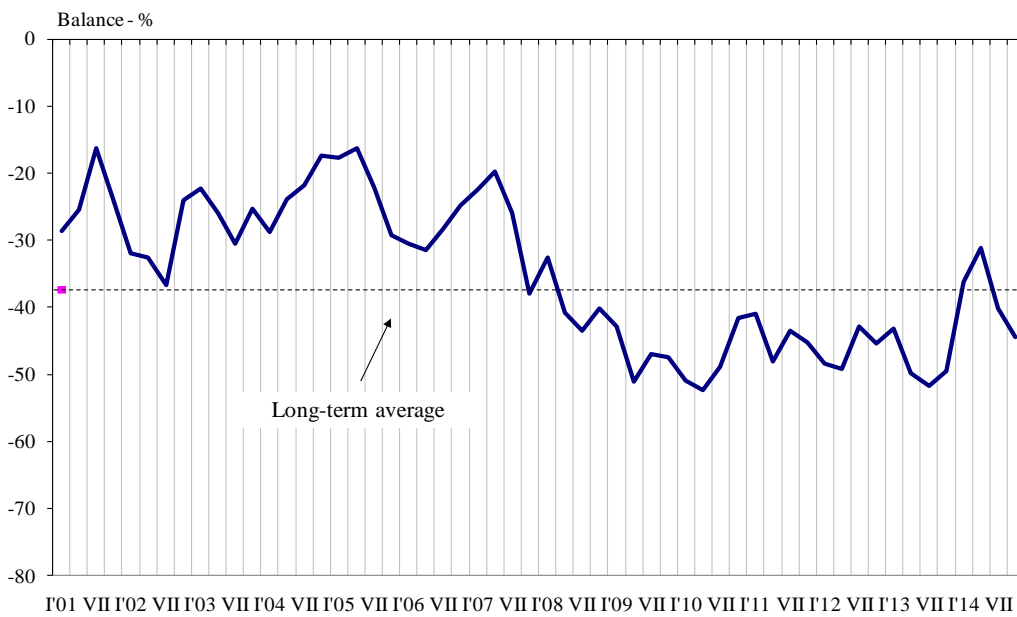




Figure 3. Expectations about the general economic situation over the next 12 months

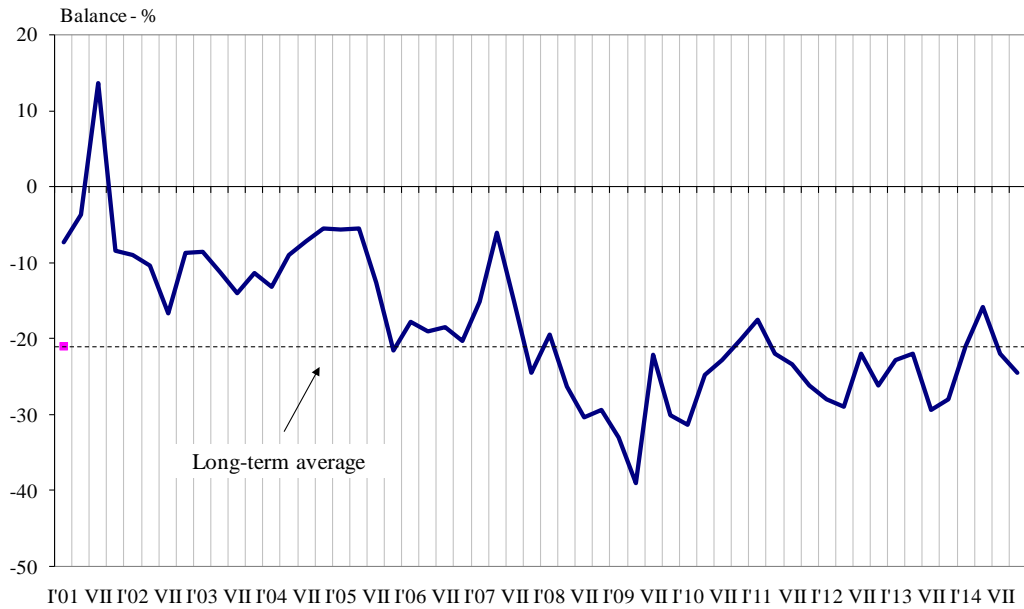


Figure 4. Assessment of the financial situation of households over the last 12 months

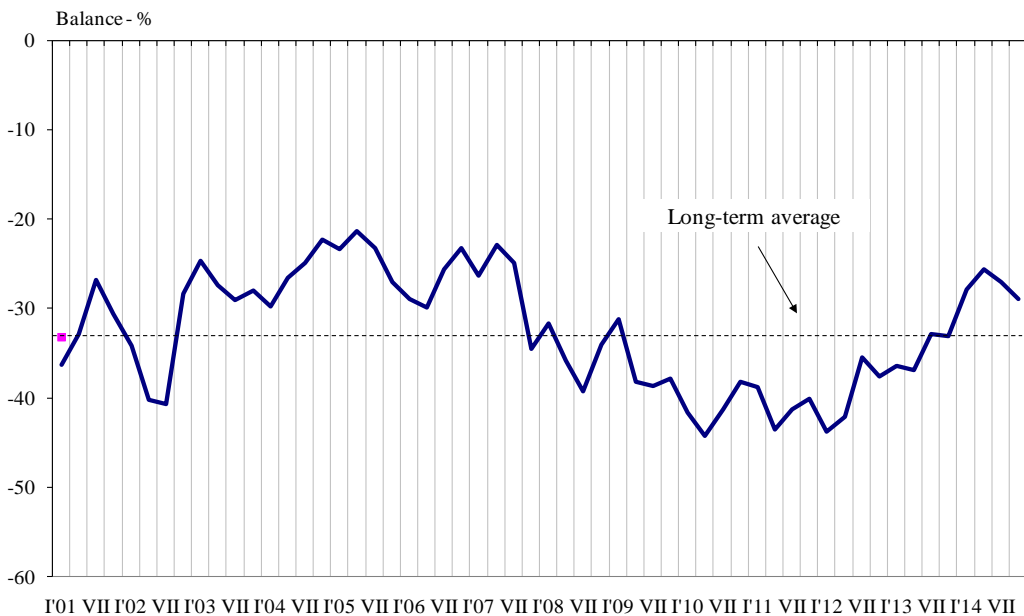




Figure 5. Expectations about the financial situation of households over the next 12 months

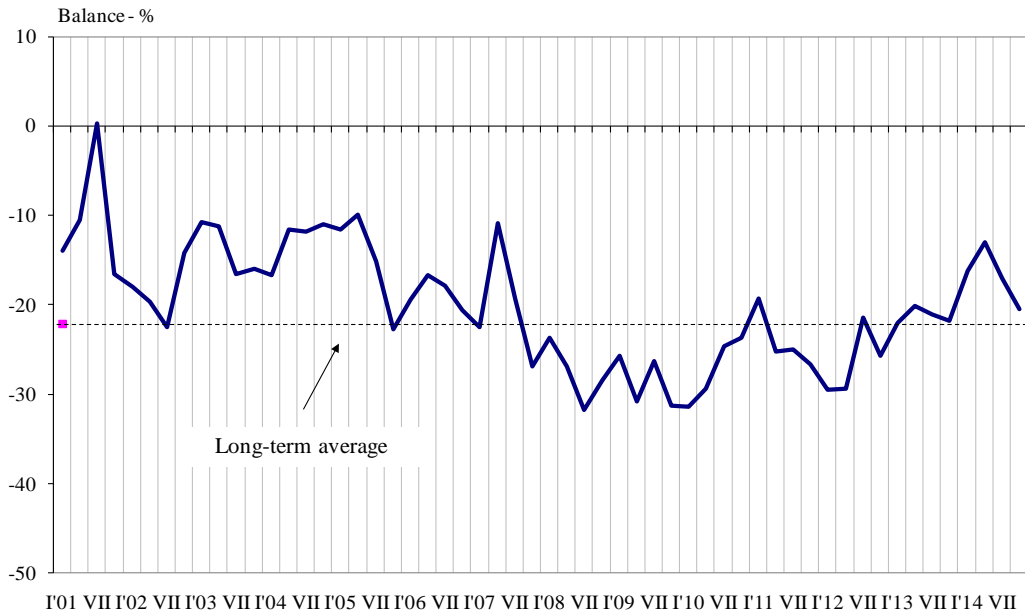


Figure 6. Assessment of the inflation over the last 12 months

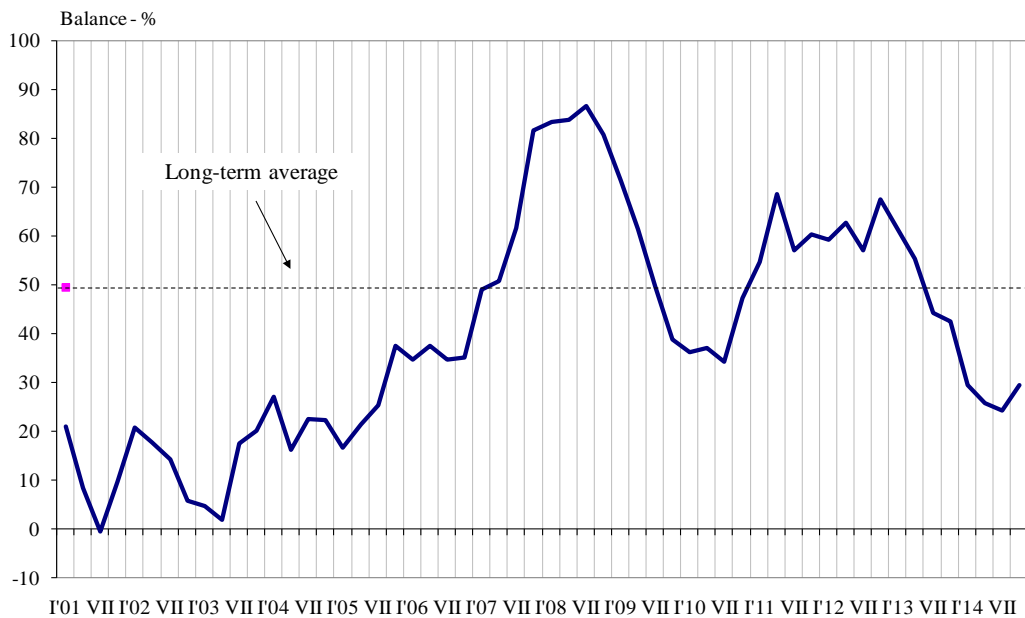




Figure 7. Inflation expectations over the next 12 months

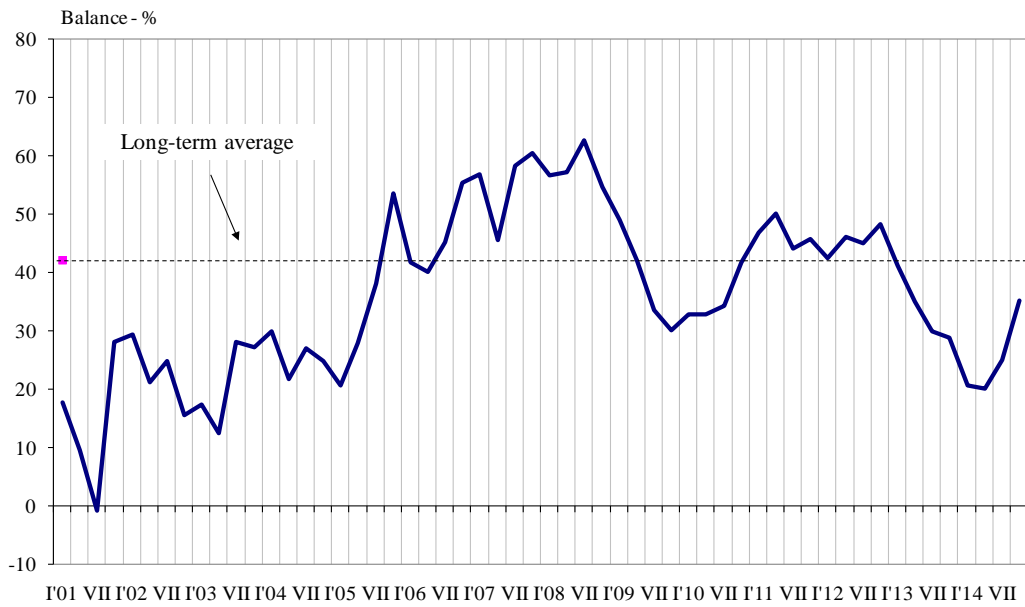


Figure 8. Unemployment expectations over the next 12 months

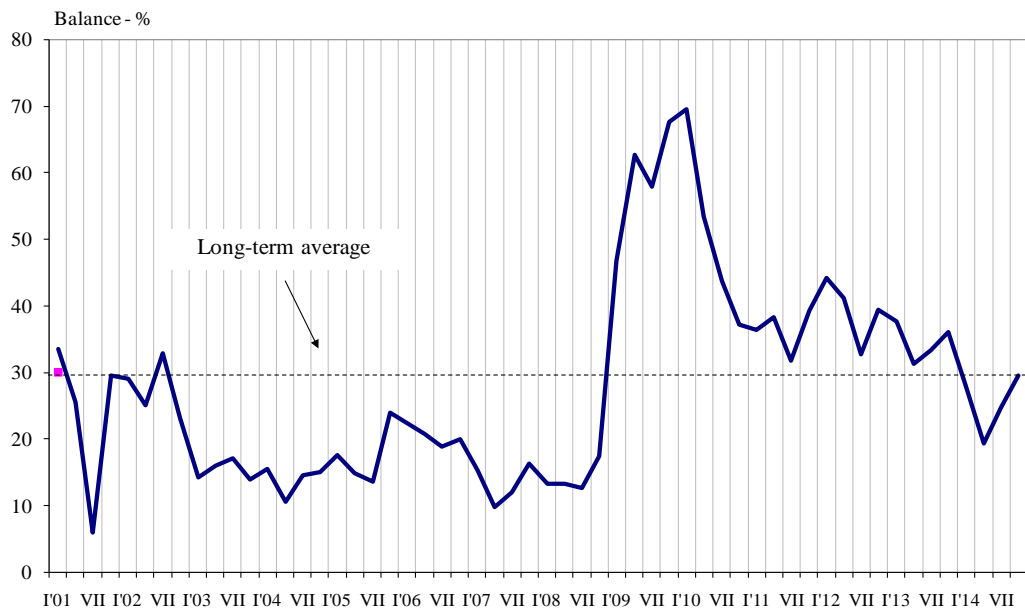




Figure 9. Assessment of the advantage of making major purchases of durable goods in the present situation

