



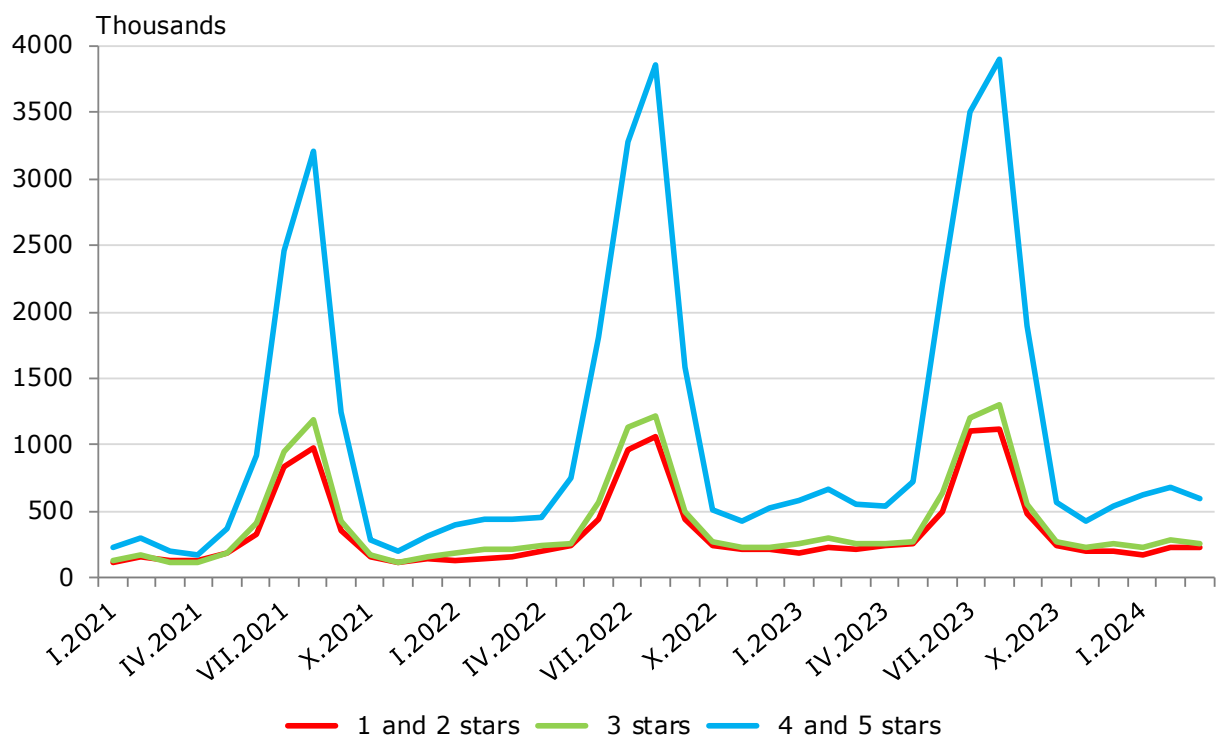
ACTIVITY OF ACCOMMODATION ESTABLISHMENTS IN MARCH 2024

In March 2024, 2 213 accommodation establishments - hotels, motels, camping sites, mountain chalets and other establishments for short-term accommodation, with 10 or more bed-places, functioned in the country (Annex, Table 1) with 62.9 thousand rooms and 130.0 thousand bed-places in them. In comparison with the same month of the previous year, the accommodation establishments increased by 4.2% and the bed-places in them - by 4.7%.

The total number of nights spent was 1 074.8 thousand, or by 4.6% more in comparison to a year earlier. The nights spent by Bulgarian residents were 733.0 thousand and by non-residents - 341.8 thousand.

In 4 and 5-star accommodation establishments were realized 77.6% of all nights spent by non-residents and 44.9% by Bulgarian residents. In 3 stars were spent 15.6% of all nights by non-residents and 28.2% by Bulgarian residents, while in 1 and 2 stars, they were 6.8% and 26.9%, respectively.

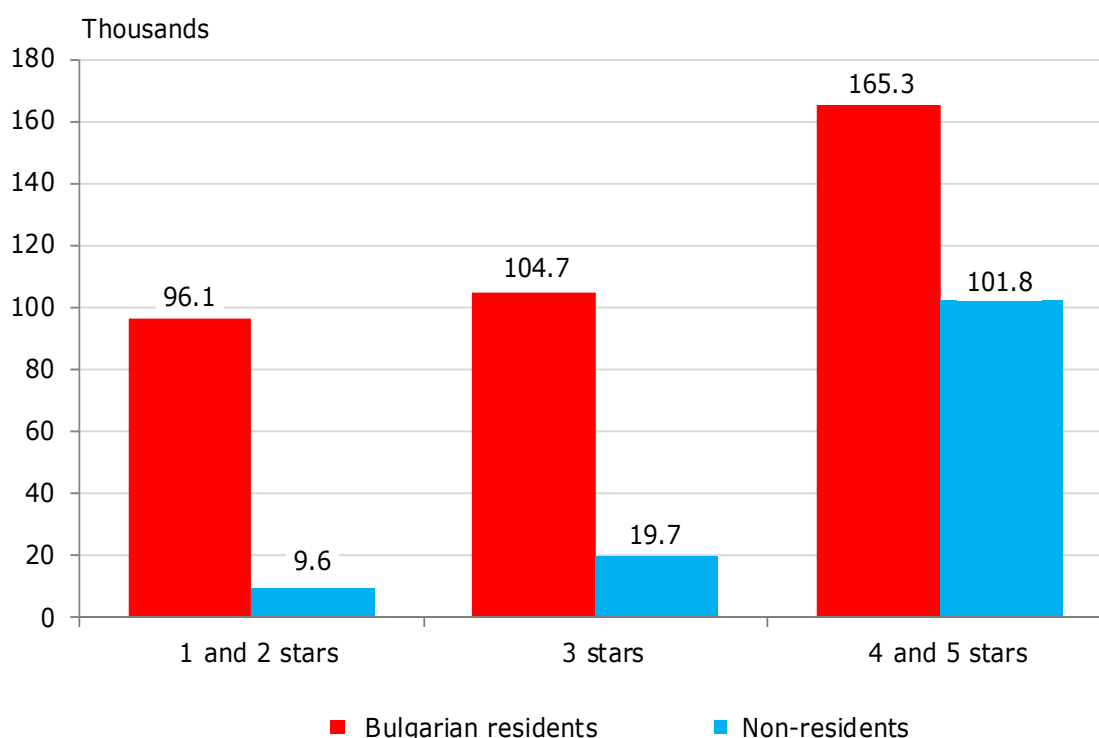
Figure 1. Nights spent in accommodation establishments by categories and months



ACTIVITY OF ACCOMMODATION ESTABLISHMENTS IN MARCH 2024

The number of arrivals¹ increased by 9.7% compared to the same month in 2023 and reached 497.2 thousand, as an increase by 11.9% for Bulgarian residents, and by 4.1% for non-residents was reported. The Bulgarian residents were 366.1 thousand and spent 2.0 nights on average. The arrivals of non-residents were 131.1 thousand, and had 2.6 nights on average, as 77.7% of them spent nights in accommodation establishments with 4 and 5 stars.

Figure 2. Arrivals in accommodation establishments by categories in March 2024

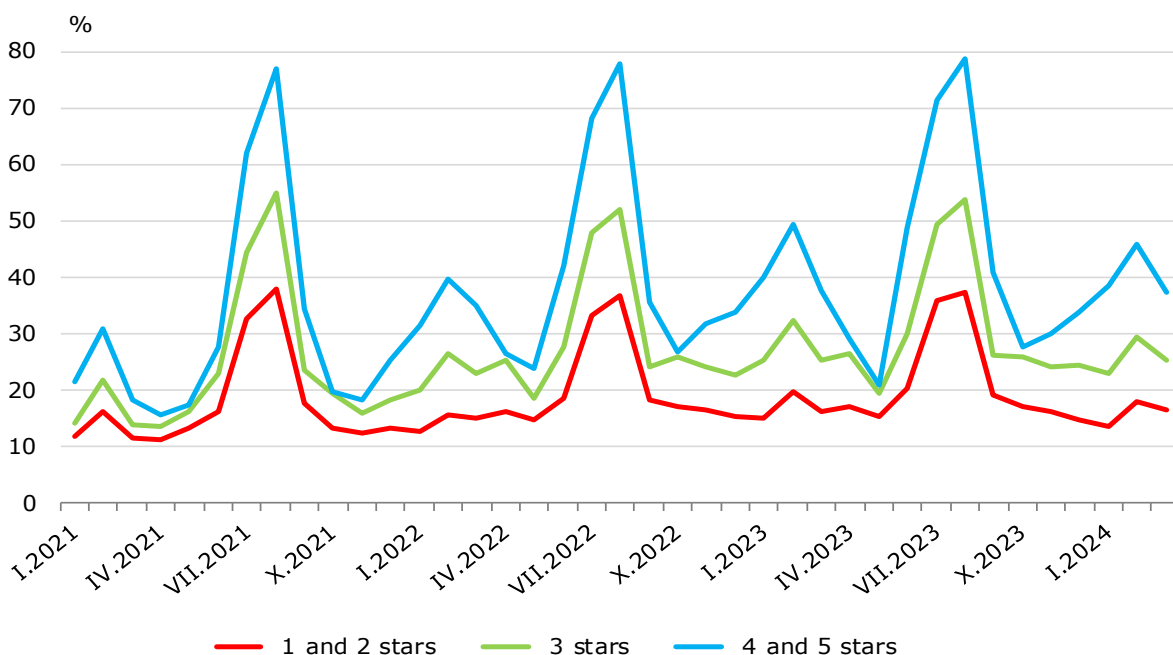


The total occupancy of the bed-places was 27.1% and increased by 0.1 percentage points compared to a year earlier. The highest occupancy of the bed-places was in 4 and 5-star accommodation establishments - 37.3%, followed by those with 3 stars - 25.4%, and with 1 and 2 stars - 16.4%.

¹ According to instructions from Eurostat, the refugees from Ukraine are not included in the survey.

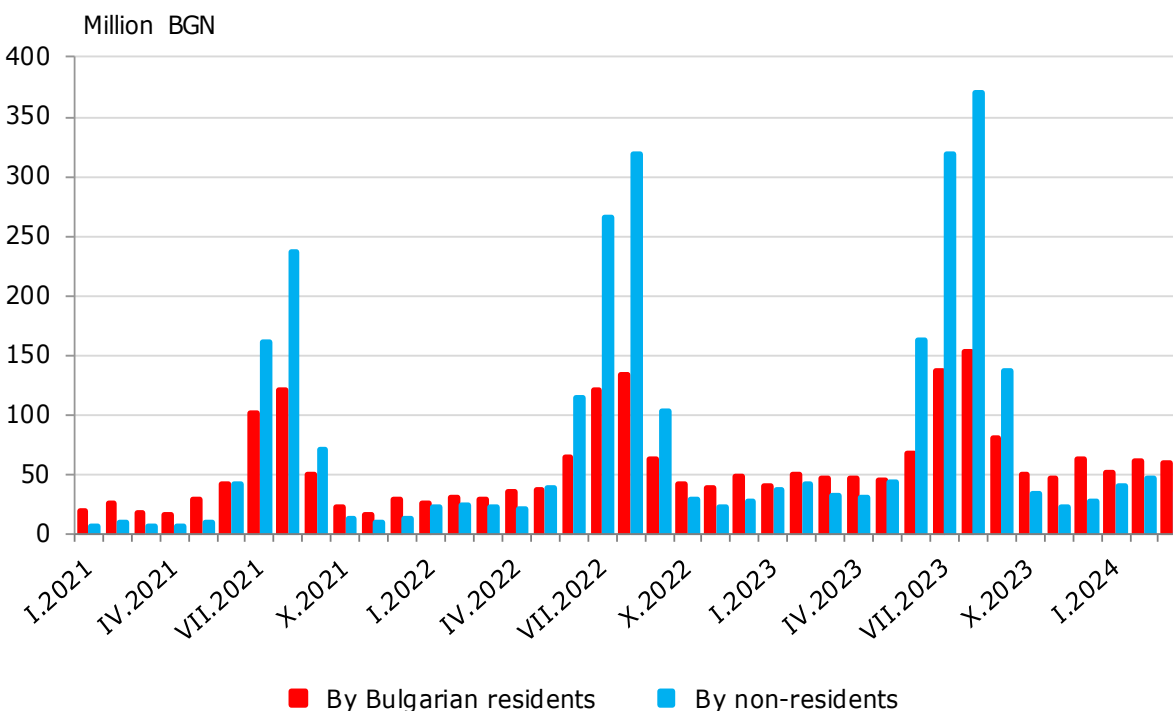
ACTIVITY OF ACCOMMODATION ESTABLISHMENTS IN MARCH 2024

Figure 3. Occupation of the bed-places in accommodation establishments by categories and months



The total revenues from nights spent increased by 17.4%, compared to the same month of the previous year and reached 93.5 million BGN, as 58.8 million BGN were from Bulgarian residents and 34.7 million BGN from non-residents.

Figure 4. Revenues from nights spent in accommodation establishments by months



Methodological notes

Since 2012, the statistical survey on **accommodation establishments** has been carried out monthly in compliance with the Regulation 692/2011 of the European Parliament and of the Council concerning European statistics on tourism and the Regulation 1051/2011 of the Commission implementing Regulation 692/2011 of the European Parliament and of the Council concerning European statistics on tourism, as regards the structure of the quality reports and the transmission of the data.

All categorized hotels, camping sites and other types of accommodation establishments with 10 or more bed-places in use during the reporting period are included in the observation.

The indicator **other accommodation establishments** includes holiday settlements, hostels, guest houses, bungalows, rest houses, mountain chalets, private rooms and flats and other establishments for short accommodation.

Available Bed Capacity is the maximum number of bed-places, offered for each day of the reference month.

The **revenues from nights spent** in accommodation establishments include the sums paid by the guests, without the extra services.

ACTIVITY OF ACCOMMODATION ESTABLISHMENTS IN MARCH 2024

Annex

Table 1

Activity of accommodation establishments in March 2024¹

Districts	Establishments - in numbers	Bed-places - in numbers	Available bed-nights - in numbers	Nights spent - in numbers		Arrivals in accommodation establishments - in numbers		Revenues from nights spent - Thousand BGN	
				Total	Of which: By non-residents	Total	Of which: Non-residents	Total	Of which: By non-residents
Total	2213	129980	3961875	1074827	341863	497248	131118	93518	34689
Blagoevgrad	208	18059	553457	178970	80412	69527	24164	17588	7531
Burgas	81	6583	199023	40435	6157	19009	2669	3717	629
Varna	133	10831	335041	64123	30404	28386	9089	5119	2529
Veliko Tarnovo	143	4894	148851	25952	4072	16021	2539	1590	307
Vidin	25	934	28139	5151	492	3423	370	287	32
Vratsa	41	1388	42480	10045	1123	3977	268	471	50
Gabrovo	68	3129	96863	14396	838	8122	451	847	59
Dobrich	46	4843	149744	20422	6313	9527	2576	2182	655
Kardzhali	65	2143	66348	7255	667	4998	352	476	47
Kyustendil	62	2476	76470	18532	956	9863	521	1420	81
Lovech	94	3852	116564	21600	1250	10883	351	1817	68
Montana	32	1509	46779	7286	220	3693	102	408	16
Pazardzhik	104	7333	218053	89175	3398	40205	1219	8263	395
Pernik	11	497	15407	3284	780	1889	255	193	55
Pleven	28	1411	43741	9664	2463	5091	544	562	136
Plovdiv	239	12567	379178	112420	18009	55868	8991	8354	1562
Razgrad	19	661	20491	2897	441	1387	155	172	34
Ruse	58	2192	67766	13264	2493	8096	1649	870	211
Silistra	25	772	22442	3095	473	1980	235	175	32
Sliven	47	1556	47692	8122	1884	4454	517	536	188
Smolyan	181	8702	269304	76402	9947	29380	2475	5441	783
Sofia	96	7429	227667	79685	40110	27821	10297	7394	3994
Sofia (stolitsa)	146	15092	462498	181148	115691	94164	56026	19519	14317
Stara Zagora	61	4963	147418	48198	5122	20660	1208	3753	283
Targovishte	13	501	15181	2420	465	1628	181	204	47
Haskovo	98	3375	94908	21281	6698	11351	3400	1563	571
Shumen	71	1584	49104	5892	607	3897	318	360	49
Yambol	18	704	21266	3713	378	1948	196	237	28

¹ In use.