

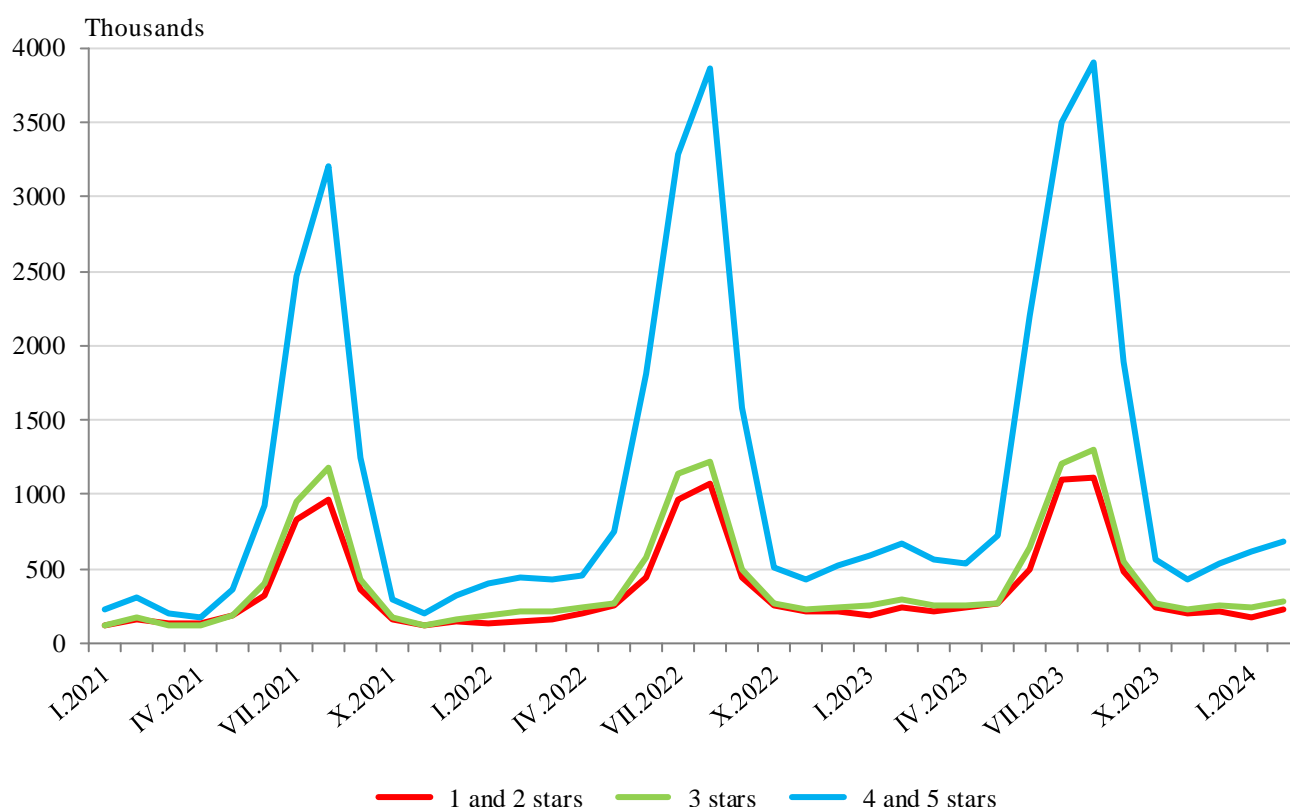
## ACTIVITY OF ACCOMMODATION ESTABLISHMENTS<sup>1</sup> IN FEBRUARY 2024

In February 2024, 2 177 accommodation establishments - hotels, motels, camping sites, mountain chalets and other establishments for short-term accommodation with 10 or more bed-places, functioned in the country (Annex, Table 1) with 62.2 thousand rooms and 128.4 thousand bed-places in them. In comparison with the same month of the previous year, the accommodation establishments increased by 5.1% and the bed-places in them - by 3.5%.

The total number of nights spent was 1 181.9 thousand, or by 1.2% less in comparison to a year earlier. The nights spent by Bulgarian residents were 741.8 thousand and by non-residents - 440.1 thousand.

In 4 and 5-star accommodation establishments were realized 77.7% of all nights spent by non-residents and 45.3% by Bulgarian residents. In 3 stars were spent 16.9% of all nights by non-residents and 28.1% by Bulgarian residents, while in 1 and 2 stars, they were 5.4% and 26.6%, respectively.

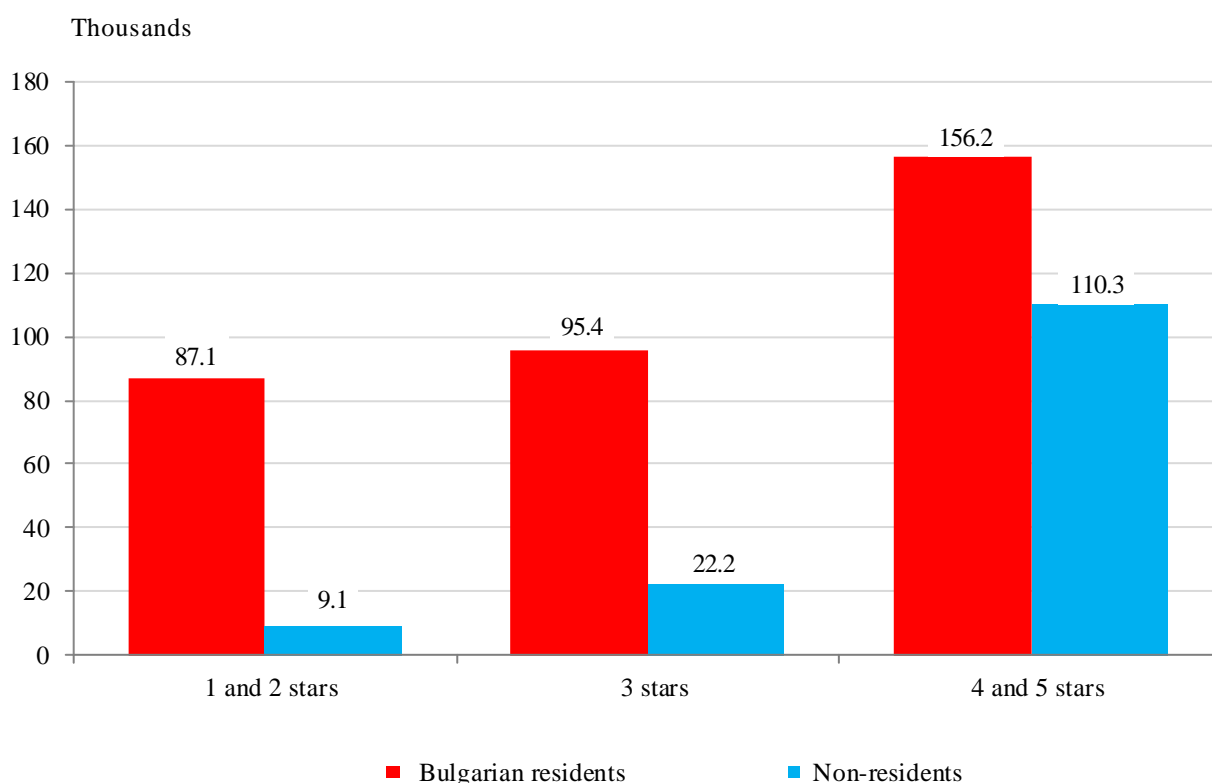
**Figure 1. Nights spent in accommodation establishments by categories and months**



<sup>1</sup> According to instructions from Eurostat, the refugees from Ukraine are not included in the survey.

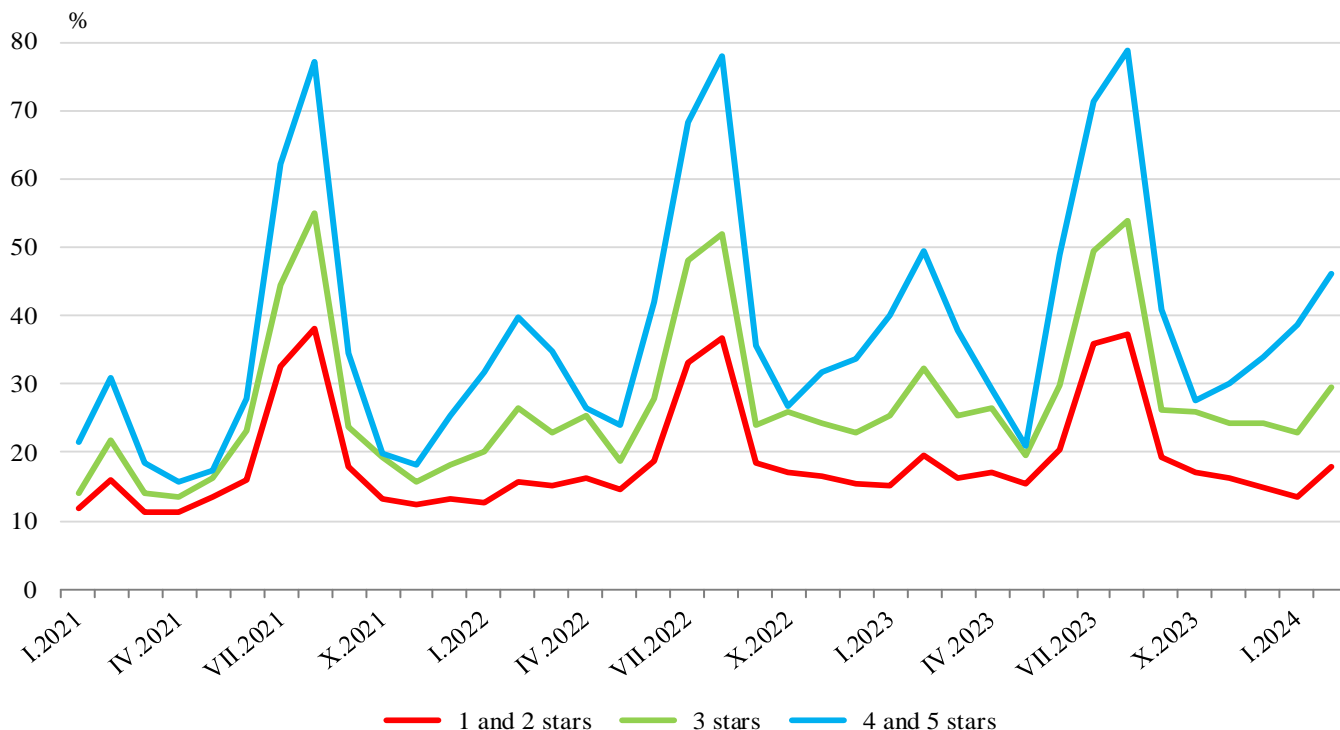
The number of arrivals increased by 2.1% compared to the same month in 2023 and reached 480.2 thousand, as an increase by 2.8% for Bulgarian residents, and by 0.6% for non-residents was reported. The Bulgarian residents were 338.7 thousand and spent 2.2 nights on average. The arrivals of non-residents were 141.5 thousand, and had 3.1 nights on average, as 77.9% of them spent nights in accommodation establishments with 4 and 5 stars.

**Figure 2. Arrivals in accommodation establishments by categories in February 2024**



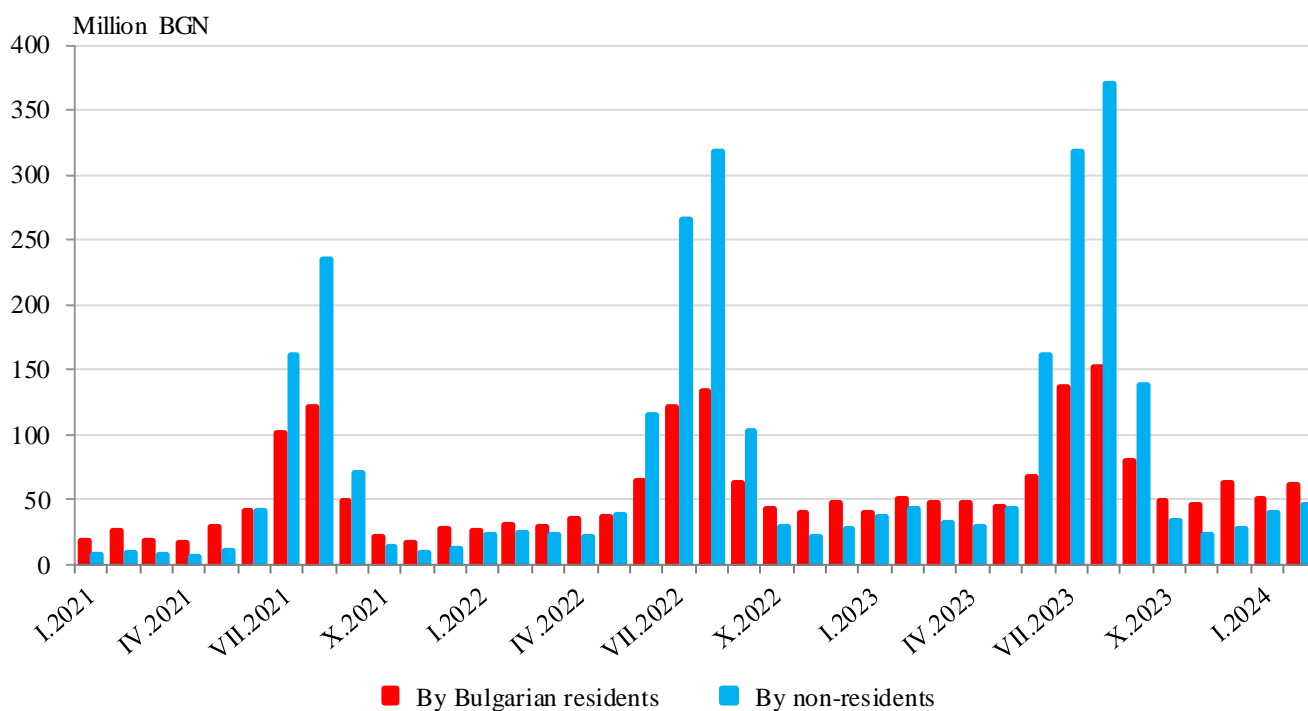
The total occupancy of the bed-places was 32.2% and decreased by 2.5 percentage points compared to a year earlier. The highest occupancy of the bed-places was in 4 and 5-star accommodation establishments - 46.0%, followed by those with 3 stars - 29.4%, and with 1 and 2 stars - 17.9%.

**Figure 3. Occupation of the bed-places in accommodation establishments by categories and months**



The total revenues from nights spent increased by 15.8%, compared to the same month of the previous year and reached 106.9 million BGN, as 60.6 million BGN were from Bulgarian residents and 46.3 million BGN from non-residents.

**Figure 4. Revenues from nights spent in accommodation establishments by months**





## Methodological notes

Since 2012, the statistical survey on **accommodation establishments** has been carried out monthly in compliance with the Regulation 692/2011 of the European Parliament and of the Council concerning European statistics on tourism and the Regulation 1051/2011 of the Commission implementing Regulation 692/2011 of the European Parliament and of the Council concerning European statistics on tourism, as regards the structure of the quality reports and the transmission of the data.

All categorized hotels, camping sites and other types of accommodation establishments with 10 or more bed-places in use during the reporting period are included in the observation.

The indicator **other accommodation establishments** includes holiday settlements, hostels, guest houses, bungalows, rest houses, mountain chalets, private rooms and flats and other establishments for short accommodation.

**Available Bed Capacity** is the maximum number of bed-places, offered for each day of the reference month.

The **revenues from nights spent** in accommodation establishments include the sums paid by the guests, without the extra services.



Annex

Table 1

Activity of accommodation establishments in February 2024<sup>1</sup>

Districts	Establishments - in numbers	Bed-places - in numbers	Available bed-nights - in numbers	Nights spent - in numbers		Arrivals in accommodation establishments - in numbers		Revenues from nights spent - Thousand BGN	
				Total	Of which: By non-residents	Total	Of which: Non-residents	Total	Of which: By non-residents
<b>Total</b>	<b>2177</b>	<b>128374</b>	<b>3668266</b>	<b>1181933</b>	<b>440121</b>	<b>480232</b>	<b>141563</b>	<b>106950</b>	<b>46327</b>
Blagoevgrad	225	18888	542612	246013	145200	79465	38269	27159	15539
Burgas	79	5984	172463	38012	5157	17440	2296	3235	500
Varna	131	10925	316665	60062	28055	26077	8279	4778	2345
Veliko Tarnovo	128	4497	127987	18136	2783	10730	1679	1102	208
Vidin	24	914	25529	3867	462	2848	302	230	30
Vratsa	39	1308	37425	10274	771	3876	253	459	46
Gabrovo	62	2877	83433	10127	541	5354	300	587	43
Dobrich	40	3819	110731	20408	5024	8590	1954	2532	681
Kardzhali	59	2028	57860	4749	886	3373	505	294	55
Kyustendil	74	2831	81622	20547	1202	10316	503	1498	..
Lovech	95	3979	114313	19793	1851	9368	403	1758	102
Montana	28	1413	40977	6314	415	3503	179	358	29
Pazardzhik	103	7431	212273	99824	2623	43845	1031	9342	312
Pernik	11	497	14413	2792	439	1499	194	163	..
Pleven	27	1394	40034	11985	4710	4706	691	561	192
Plovdiv	232	12279	350099	103487	18004	49603	8880	7440	1429
Razgrad	17	580	16820	2700	473	1277	164	162	33
Ruse	56	2182	62408	11199	2502	6159	1387	704	189
Silistra	25	787	22823	2547	404	1637	198	135	27
Sliven	43	1506	42479	7142	2249	3566	559	480	209
Smolyan	191	9166	265098	135877	33717	40504	7231	9340	2653
Sofia	98	7444	212244	115351	72211	32858	15736	12394	8394
Sofia (stolitsa)	145	14802	421760	159650	96489	79960	45032	16954	12152
Stara Zagora	57	4832	131422	44238	5821	17911	1132	3385	327
Targovishte	14	601	17045	2037	239	1501	144	163	26
Haskovo	92	3280	87641	17505	6759	9851	3683	1293	586
Shumen	64	1426	40995	4657	709	3044	371	290	59
Yambol	18	704	19095	2640	425	1371	208	154	30

<sup>1</sup> In use.

‘..’ - confidential data.