

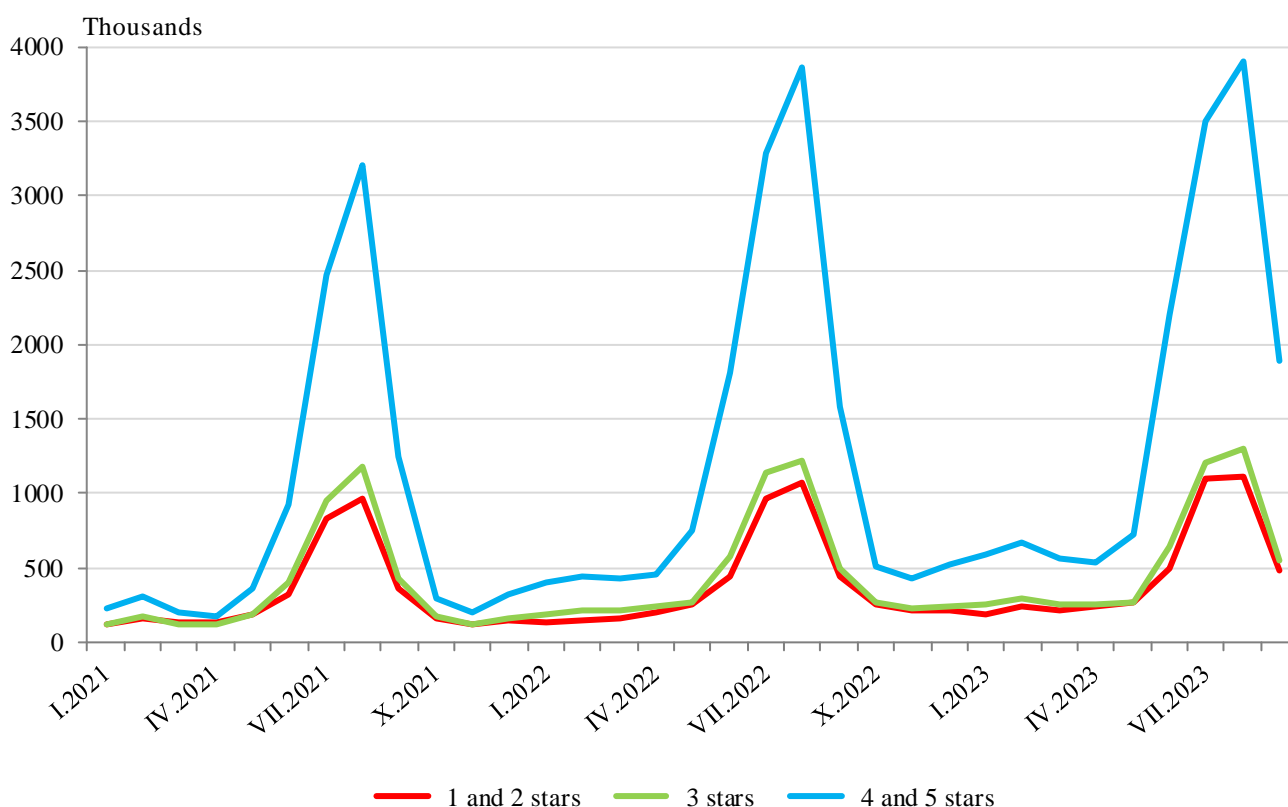
ACTIVITY OF ACCOMMODATION ESTABLISHMENTS¹ IN SEPTEMBER 2023

In September 2023, 3 214 accommodation establishments - hotels, motels, camping sites, mountain chalets and other establishments for short-term accommodation with 10 or more bed-places, functioned in the country (Annex, Table 1) with 139.7 thousand rooms and 315.6 thousand bed-places in them. In comparison with September 2022, the accommodation establishments increased by 2.9% and the bed-places in them - by 4.1%.

The total number of nights spent was 2923.9 thousand, or by 15.9% more in comparison with the same month of the previous year, as the greatest increase - by 19.4%, was observed in 4 and 5 stars accommodation establishments.

In those with 4 and 5 stars were realized 79.6% of all nights spent by non-residents and 43.7% by Bulgarian residents. In 3 stars were spent 14.3% of all nights by non-residents and 24.9% by Bulgarian residents, while in 1 and 2 stars, they were 6.1% and 31.4%, respectively.

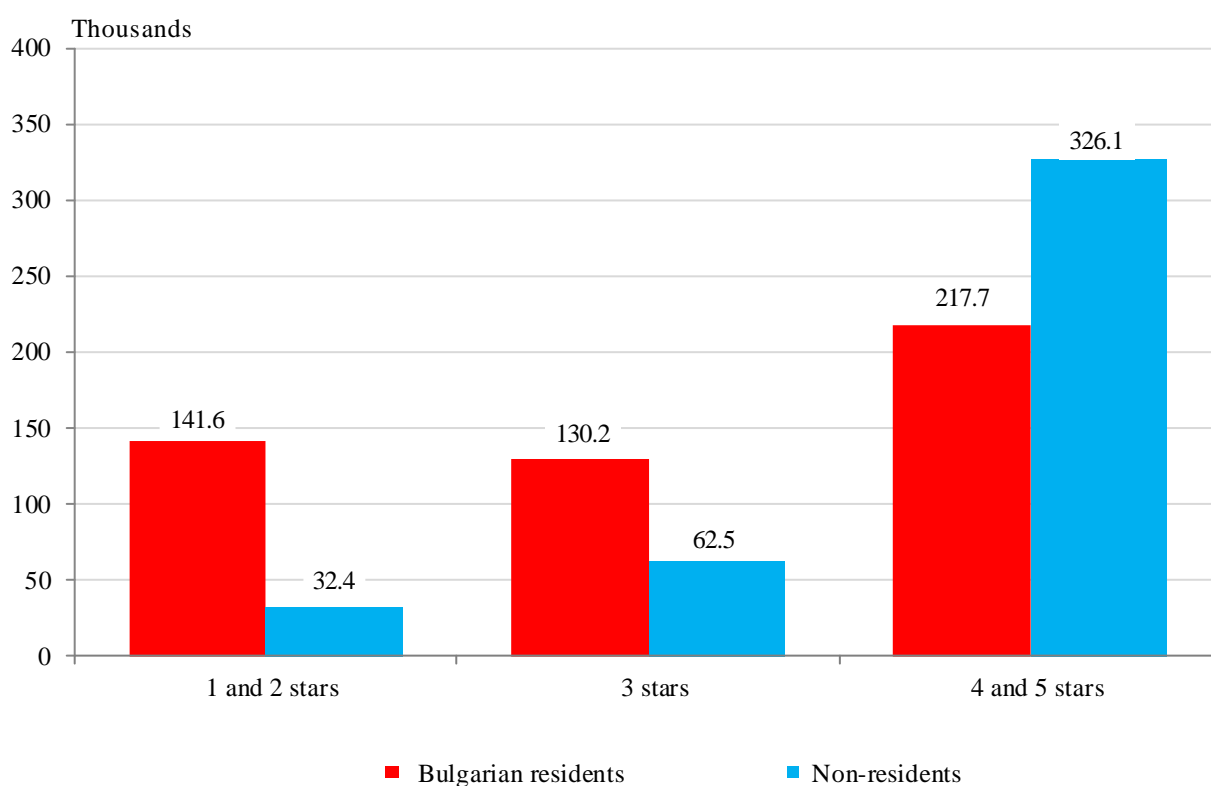
Figure 1. Nights spent in accommodation establishments by categories and months



¹ According to instructions from Eurostat, the refugees from Ukraine are not included in the survey.

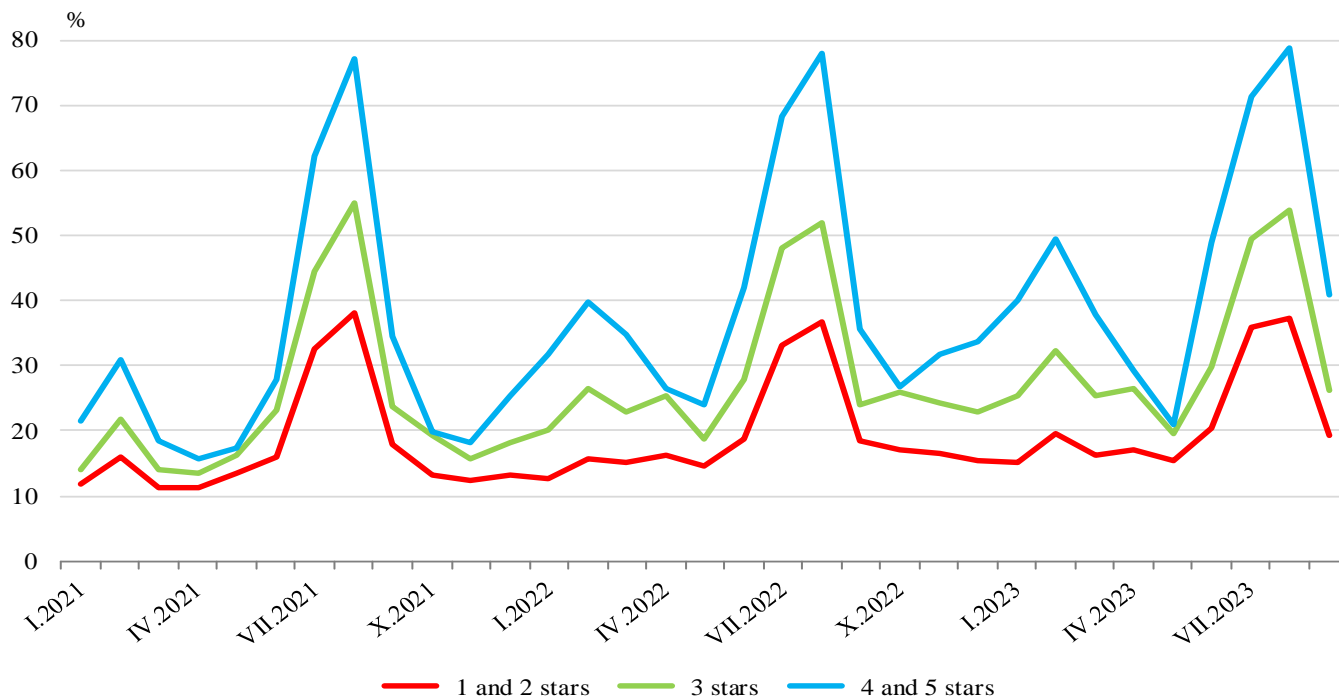
The number of arrivals increased by 16.6% compared to the same month of 2022 and reached 910.5 thousand, as an increase for both non-residents - by 21.5%, and Bulgarian residents - by 12.6%, was reported. The Bulgarian residents were 489.5 thousand and spent 2.5 nights on average. The arrivals of non-residents were 421.0 thousand, and had 4.1 nights on average, as 77.5% of them spent nights in accommodation establishments with 4 and 5 stars.

Figure 2. Arrivals in accommodation establishments by categories in September 2023



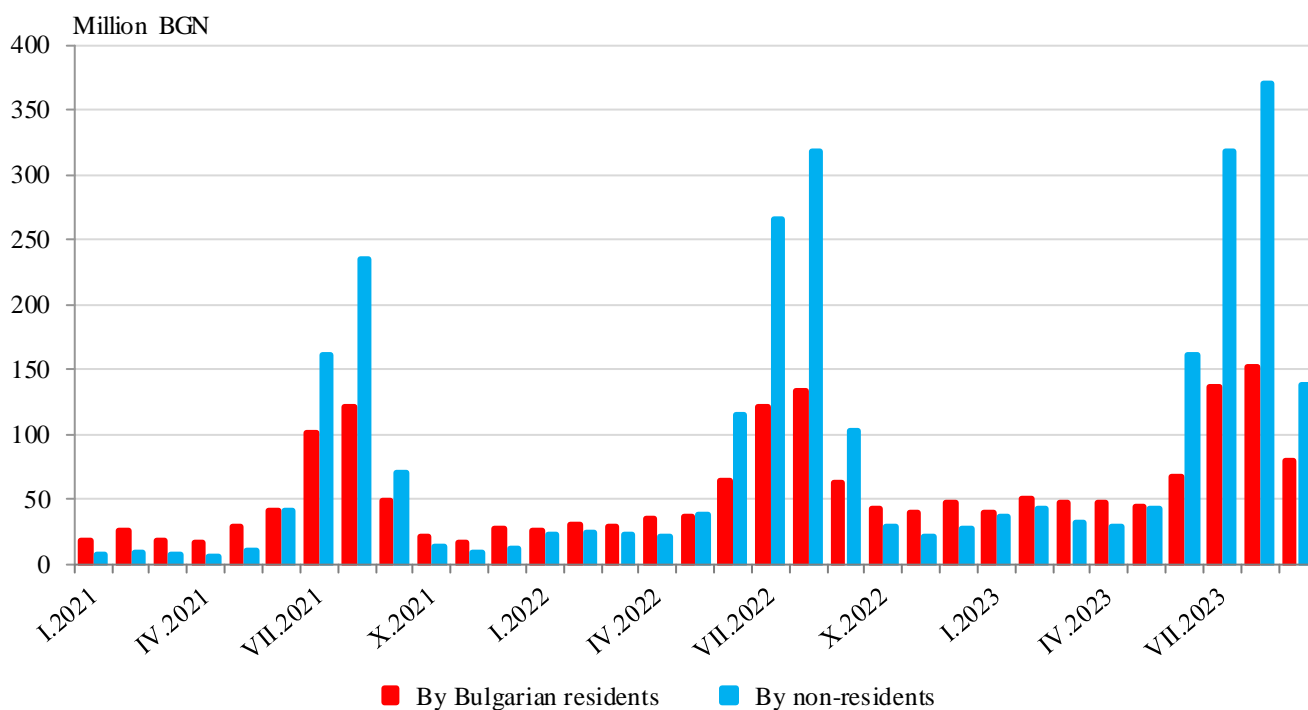
The total occupancy of the bed-places was 31.7% and increased by 3.4 percentage points compared to a year earlier. The highest occupancy of the bed-places was in 4 and 5 stars accommodation establishments - 41.0%, followed by those with 3 stars - 26.3%, and with 1 and 2 stars - 19.2%.

Figure 3. Occupation of the bed-places in accommodation establishments by categories and months



The total revenues from nights spent reached 217.5 million BGN, or by 31.1% more compared to the same month of the previous year. The reported increase is both from non-residents - by 33.4%, and Bulgarian residents - by 27.5%.

Figure 4. Revenues from nights spent in accommodation establishments by months





Methodological notes

Since 2012, the statistical survey on **accommodation establishments** has been carried out monthly in compliance with the Regulation 692/2011 of the European Parliament and of the Council concerning European statistics on tourism and the Regulation 1051/2011 of the Commission implementing Regulation 692/2011 of the European Parliament and of the Council concerning European statistics on tourism, as regards the structure of the quality reports and the transmission of the data.

All categorized hotels, camping sites and other types of accommodation establishments with 10 or more bed-places in use during the reporting period are included in the observation.

The indicator **other accommodation establishments** includes holiday settlements, hostels, guest houses, bungalows, rest houses, mountain chalets, private rooms and flats and other establishments for short accommodation.

Available Bed Capacity is the maximum number of bed-places offered for each day of the reference month.

The **revenues from nights spent** in accommodation establishments include the sums paid by the guests, without the extra services.

Annex

Table 1

Activity of accommodation establishments in September 2023¹

Districts	Establishments - in numbers	Bed-places - in numbers	Available bed-nights - in numbers	Nights spent - in numbers		Arrivals in accommodation establishments - in numbers		Revenues from nights spent - Thousand BGN	
				Total	Of which: By non-residents	Total	Of which: Non-residents	Total	Of which: By non-residents
Total	3214	315556	9217084	2923850	1717128	910519	421013	217471	137437
Blagoevgrad	201	15937	466904	125104	19839	56156	8768	10342	1745
Burgas	714	126130	3656190	1230591	897942	258075	163788	87000	65406
Varna	331	58108	1706238	570405	439967	144625	99731	42698	34863
Veliko Tarnovo	136	4842	144990	33011	9143	19426	6469	1924	627
Vidin	31	1031	30373	7063	1060	5238	869	394	65
Vratsa	32	1181	34930	9169	1108	4892	586	390	62
Gabrovo	75	3507	102910	20157	1910	10125	874	943	109
Dobrich	151	24372	689165	187027	117257	54193	27978	18134	12296
Kardzhali	82	2596	77860	12450	1732	8309	1021	762	104
Kyustendil	97	3530	105349	24283	2838	12074	1511	1478	214
Lovech	97	4373	127047	27047	1944	13373	1032	1958	116
Montana	35	1566	46980	10189	970	4138	432	505	62
Pazardzhik	121	7848	233481	99545	8430	35992	1994	7538	748
Pernik	13	565	16950	5182	1159	2172	461	242	73
Pleven	23	1225	34923	16863	8292	6208	1341	750	348
Plovdiv	242	12266	361612	130184	34831	61082	16259	8647	2626
Razgrad	15	566	16980	3725	679	1901	327	220	44
Ruse	61	2306	70314	21220	6845	12621	3791	1185	435
Silistra	21	690	20700	4378	800	2583	438	224	53
Sliven	57	1945	57549	8818	1962	5040	755	561	184
Smolyan	209	8894	267384	48953	2360	22979	1317	2597	149
Sofia	88	6598	194817	41206	5492	20602	3126	2782	585
Sofia (stolitsa)	148	14951	445768	198115	134101	109008	70156	20453	15248
Stara Zagora	62	4963	144362	54915	7028	20413	2522	3552	492
Targovishte	13	501	14854	2678	560	1922	257	191	51
Haskovo	64	2647	76410	20679	6401	11111	4205	1344	550
Shumen	74	1687	50610	6942	1242	4340	635	409	96
Yambol	21	731	21434	3951	1236	1921	370	248	86

¹ In use.