

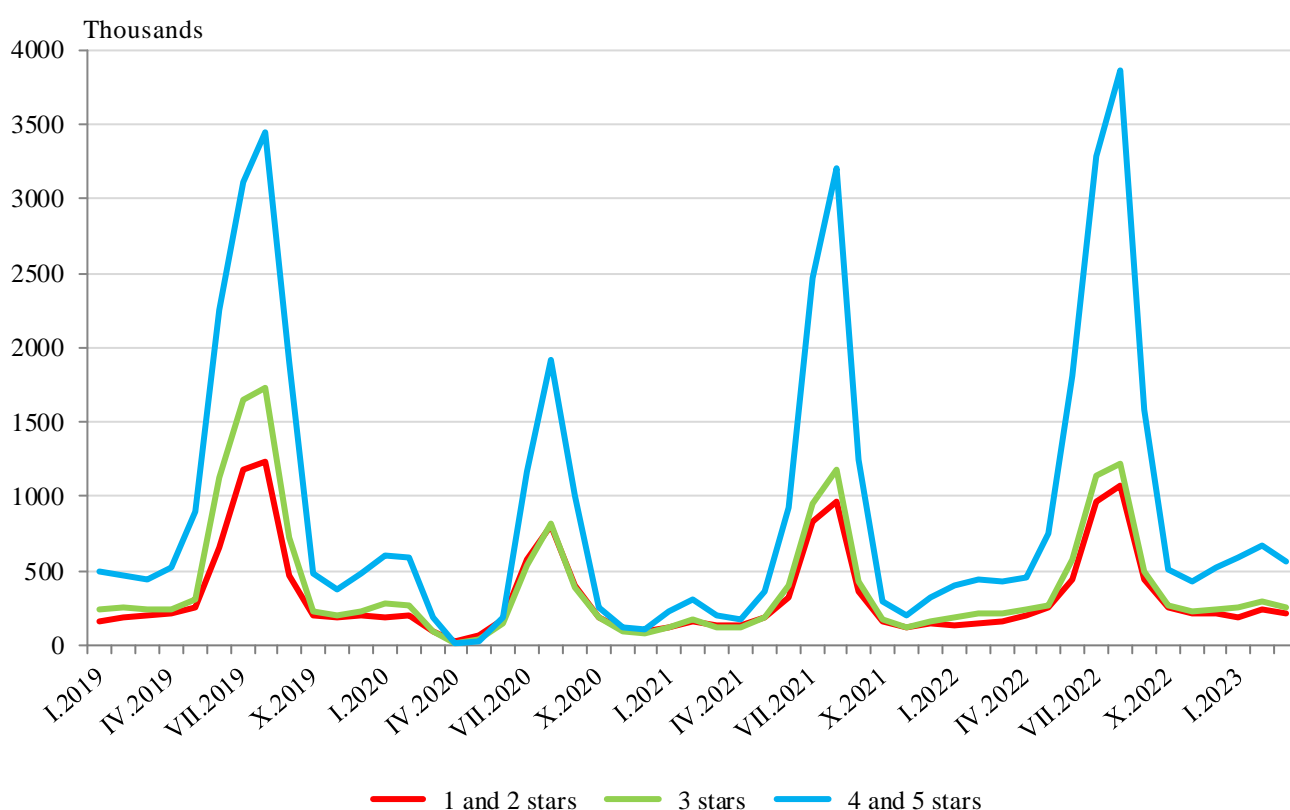
ACTIVITY OF ACCOMMODATION ESTABLISHMENTS¹ IN MARCH 2023

In March 2023, 2 124 accommodation establishments - hotels, motels, camping sites, mountain chalets and other establishments for short-term accommodation with more than 10 bed-places, functioned in the country (Annex, Table 1) with 60.5 thousand rooms and 124.1 thousand bed-places in them. In comparison with March 2022, the total number of accommodation establishments (functioned during the period) increased by 23.7% and the bed-places in them - by 19.3%.

The total number of nights spent in all accommodation establishments in March 2023 was 1 027.6 thousand, or by 29.0% more in comparison with the same month of the previous year, as the greatest increase (by 38.3%) was observed in 1 and 2 stars accommodation establishments.

In March 2023, 77.2% of all nights spent by non-residents and 42.1% of all nights spent by Bulgarian residents were realized in 4 and 5 stars hotels. In 3 star accommodation establishments, were spent 16.4% of all nights by non-residents and 29.1% of all nights by Bulgarian residents, while in the rest of the accommodation establishments (with 1 and 2 stars), they were 6.4% and 28.8%, respectively.

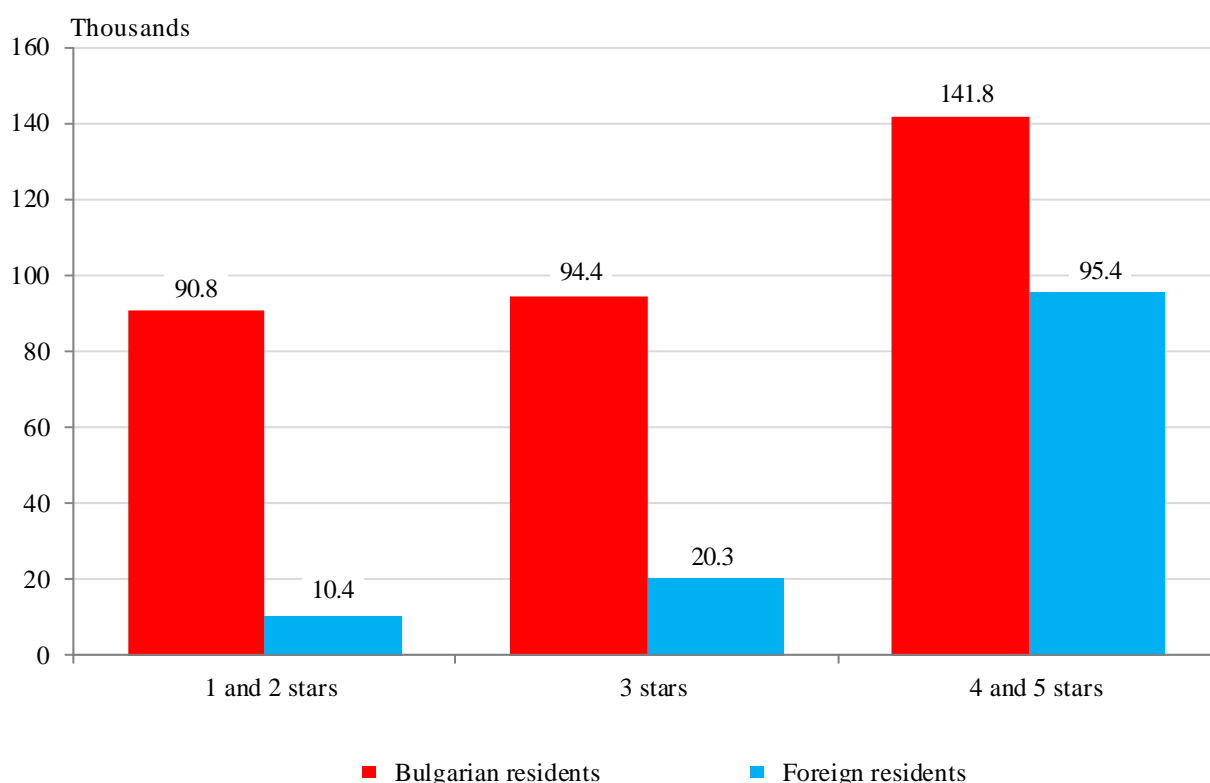
Figure 1. Nights spent in accommodation establishments by categories and months



¹ According to instructions from Eurostat, the refugees from Ukraine are not included in the survey.

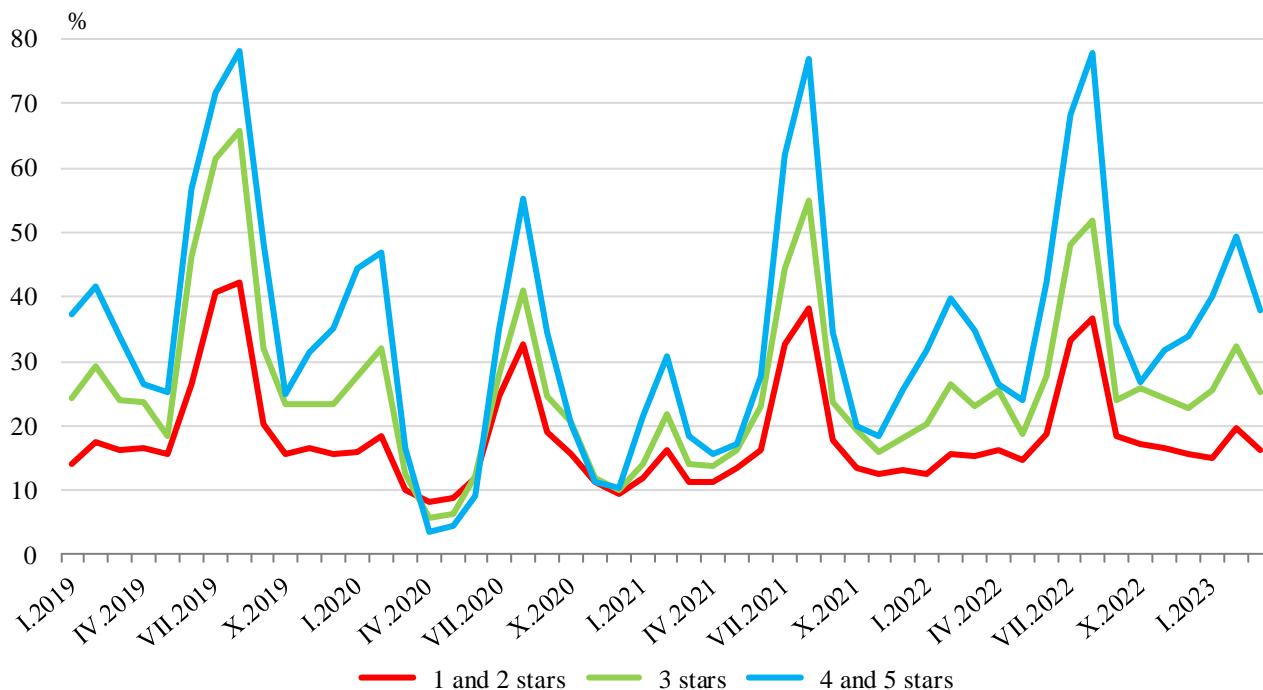
In March 2023, the number of arrivals in all accommodation establishments increased by 31.9% compared to the same month of 2022 and reached 453.1 thousand, as an increase for both non-residents - by 33.7% and Bulgarian residents - by 31.2% was reported. Bulgarian residents spent nights in accommodation establishments in March 2023 were 327.1 thousand and spent 2.1 nights on average. The arrivals of non-residents were 126.0 thousand, and had 2.8 nights on average, as 75.7% of them spent nights in hotels with 4 and 5 stars.

Figure 2. Arrivals in accommodation establishments by categories in March 2023



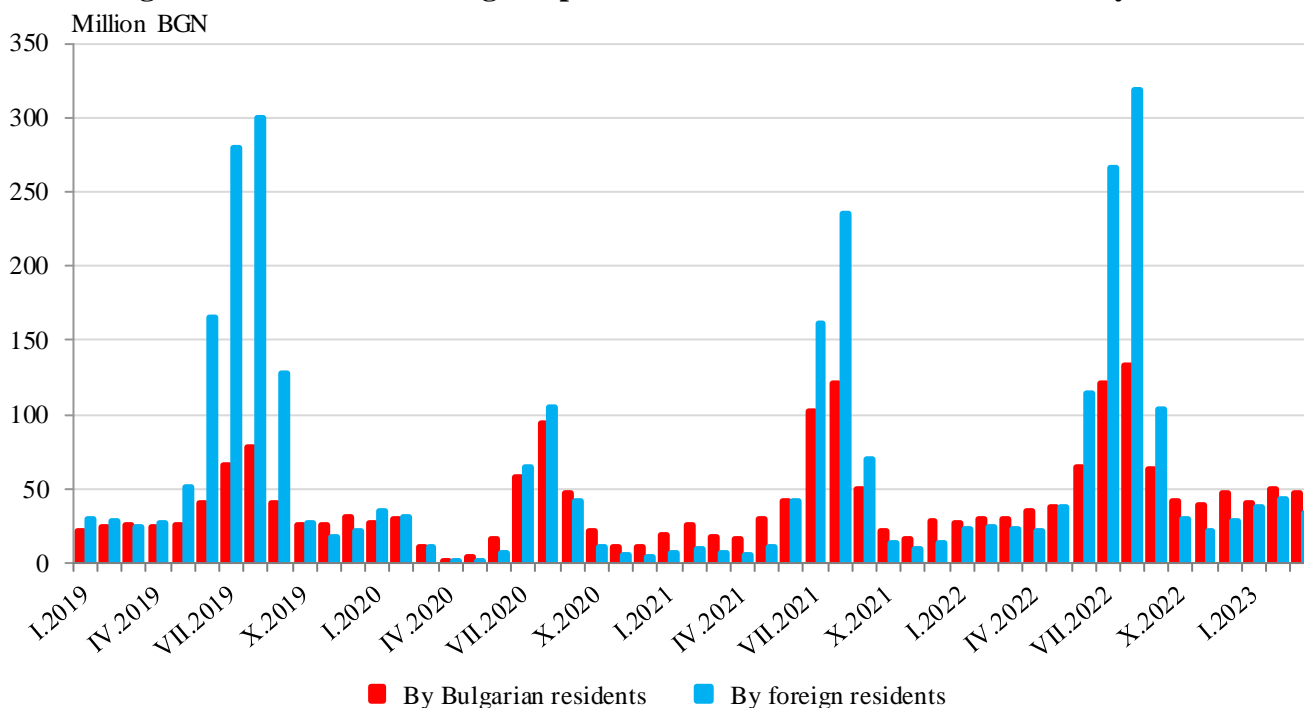
In March 2023, the total occupancy of the bed-places in accommodation establishments was 27.0% and increased by 1.9 percentage points compared to March 2022. The highest occupancy of the bed-places was in 4 and 5 stars accommodation establishments - 37.8%, followed by 3 star accommodation establishments - 25.3%, and with 1 and 2 stars - 16.3%.

Figure 3. Occupation of the bed-places in accommodation establishments by categories and months



The total revenues from nights spent in March 2023 reached 79.6 million BGN or by 53.1% more compared to March 2022. An increase in revenues for both Bulgarian residents - by 58.1% and non-residents - by 46.4% was reported.

Figure 4. Revenues from nights spent in accommodation establishments by months





Methodological notes

Since 2012, the statistical survey on **accommodation establishments** has been carried out monthly in compliance with the Regulation 692/2011 of the European Parliament and of the Council concerning European statistics on tourism and the Regulation 1051/2011 of the Commission implementing Regulation 692/2011 of the European Parliament and of the Council concerning European statistics on tourism, as regards the structure of the quality reports and the transmission of the data.

All categorized hotels, camping sites and other types of accommodation establishments with more than 10 bed-places in use during the reporting period are included in the observation.

The indicator **other accommodation establishments** includes holiday settlements, hostels, guest houses, bungalows, rest houses, mountain chalets, private rooms and flats and other establishments for short accommodation.

Available Bed Capacity is the maximum number of bed-places offered for each day of the reference month.

The **revenues from nights spent** in accommodation establishments include the sums paid by the guests, without the extra services.



Annex

Table 1

Activity of accommodation establishments in March 2023¹

Districts	Establishments - in numbers	Bed-places - in numbers	Available bed-nights - in numbers	Nights spent - in numbers		Arrivals in accommodation establishments - in numbers		Revenues from nights spent - Thousand BGN	
				Total	Of which: By non-residents	Total	Of which: Non-residents	Total	Of which: By non-residents
Total	2124	124106	3810465	1027589	353761	453106	126010	79645	32814
Blagoevgrad	223	18608	569347	177742	87298	65291	24233	16176	8284
Burgas	79	6285	192939	40694	7152	18061	3336	2980	609
Varna	122	9019	279589	58433	30006	25846	9535	3830	2100
Veliko Tarnovo	114	4170	128960	20600	3266	12323	1945	1230	244
Vidin	29	994	30814	4050	537	2891	334	223	29
Vratsa	34	1208	37031	7335	1031	3542	366	319	64
Gabrovo	68	3199	96719	14919	1426	8171	547	742	88
Dobrich	39	3957	122379	13874	3657	6737	1909	1486	403
Kardzhali	71	2201	67561	7549	711	5025	451	422	41
Kyustendil	69	2367	72306	15704	1150	8455	542	1036	68
Lovech	79	3433	104013	19946	1284	9504	396	1299	58
Montana	29	1231	38081	6325	..	3071	83	290	9
Pazardzhik	110	7406	223084	83362	3133	37622	1101	6552	270
Pernik	11	477	14787	3413	1035	1650	355	174	69
Pleven	21	1181	36611	14058	..	4004	720	607	317
Plovdiv	227	12024	370024	101109	19224	49207	8439	6835	1391
Razgrad	14	552	17112	4344	748	1932	316	217	52
Ruse	59	2235	68290	15618	2991	8611	1625	901	244
Silistra	20	681	21044	3401	557	1996	289	168	31
Sliven	49	1509	46593	7594	2019	3707	559	427	163
Smolyan	193	9267	287277	72639	10346	26272	2227	4364	668
Sofia	95	6731	207620	72518	39832	23603	8894	5487	3241
Sofia (stolitsa)	149	15118	463631	185637	116397	89231	52222	18619	13478
Stara Zagora	62	5071	154454	48685	3633	20678	1226	3507	262
Targovishte	13	501	15517	2498	339	1661	208	174	29
Haskovo	63	2559	78900	16328	5610	9401	3571	1108	499
Shumen	65	1478	45818	5511	952	2986	335	278	65
Yambol	17	644	19964	3703	776	1628	246	194	38

¹ In use.

‘..’ - confidential data.