

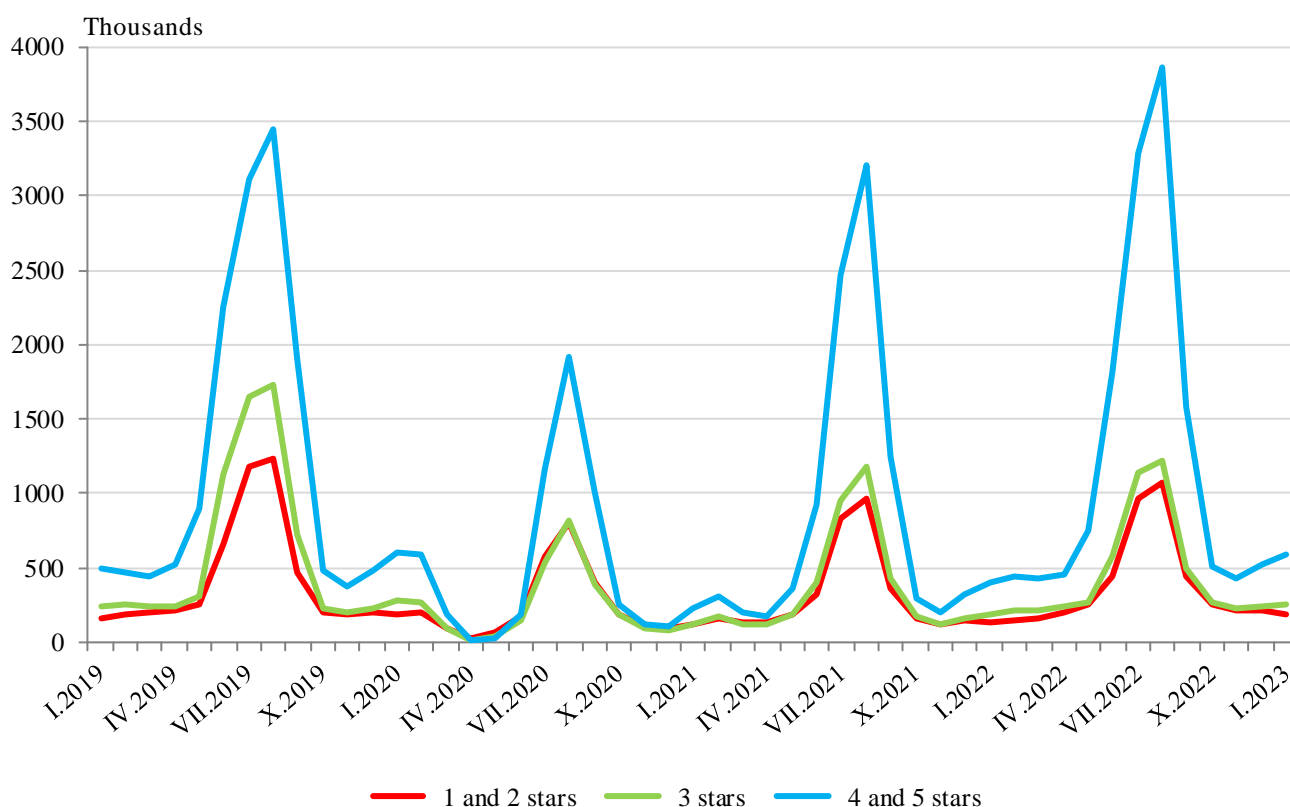
ACTIVITY OF ACCOMMODATION ESTABLISHMENTS¹ IN JANUARY 2023

In January 2023, 2 066 accommodation establishments - hotels, motels, camping sites, mountain chalets and other establishments for short-term accommodation with more than 10 bed-places, functioned in the country (Annex, Table 1) with 59.3 thousand rooms and 121.7 thousand bed-places in them. In comparison with January 2022, the total number of accommodation establishments (functioned during the period) increased by 21.4% and the bed-places in them - by 18.4%.

The total number of nights spent in all accommodation establishments in January 2023 was 1 032.4 thousand, or by 47.1% more in comparison with the same month of the previous year, as the greatest increase (by 50.0%) was observed in 1 and 2 stars accommodation establishments.

In January 2023, 77.9% of all nights spent by non-residents and 41.5% of all nights spent by Bulgarian residents were realized in 4 and 5 stars hotels. In 3 star accommodation establishments, were spent 16.7% of all nights by non-residents and 30.5% of all nights by Bulgarian residents, while in the rest of the accommodation establishments (with 1 and 2 stars), they were 5.4% and 28.0%, respectively.

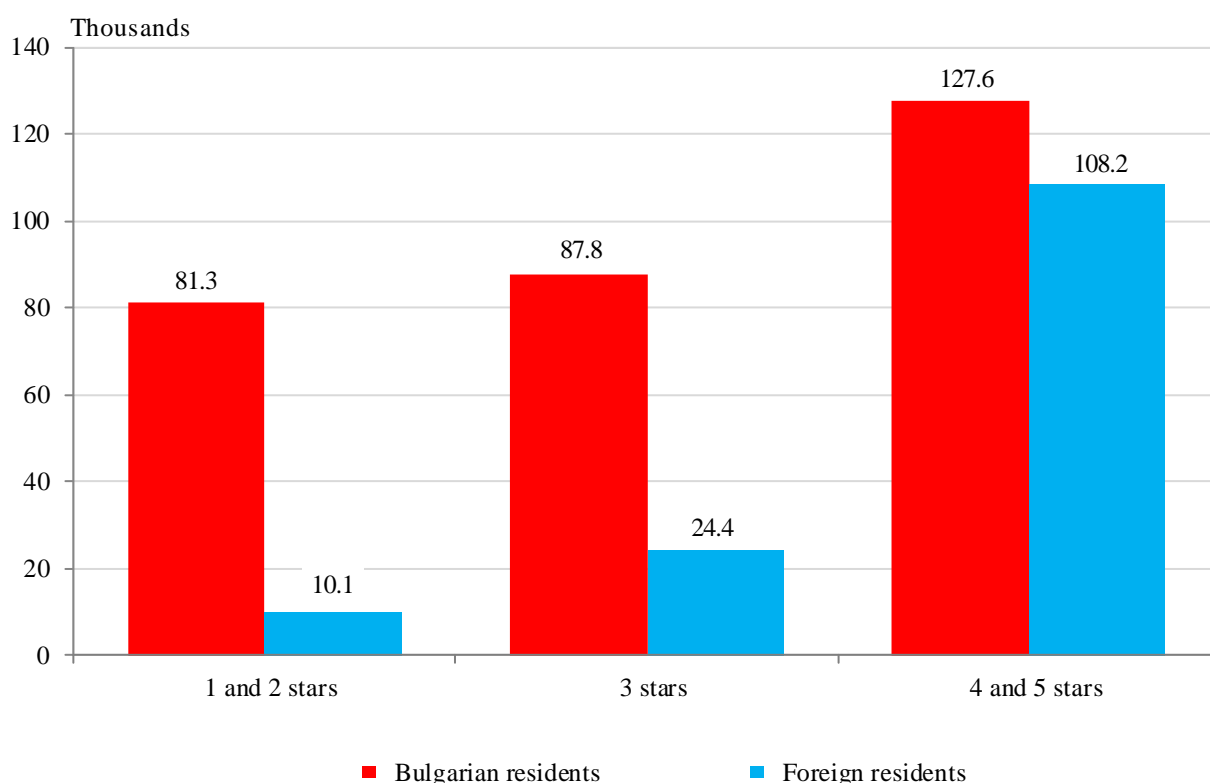
Figure 1. Nights spent in accommodation establishments by categories and months



¹ According to instructions from Eurostat, the refugees from Ukraine are not included in the survey.

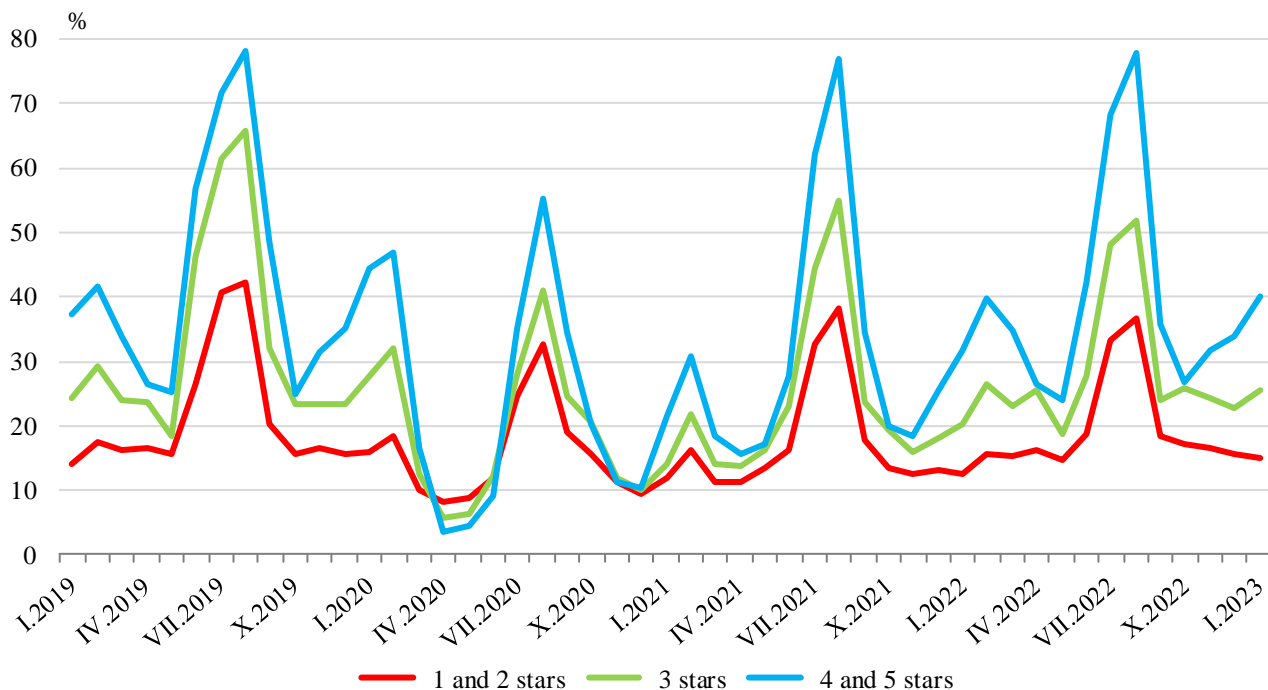
In January 2023, the number of arrivals in all accommodation establishments increased by 50.6% compared to the same month of 2022 and reached 439.5 thousand, as an increase for both non-residents - by 81.0% and Bulgarian residents - by 39.3% was reported. Bulgarian residents spent nights in accommodation establishments in January 2023 were 296.7 thousand and spent 2.0 nights on average. The arrivals of non-residents were 142.8 thousand, and had 3.1 nights on average, as 75.8% of them spent nights in hotels with 4 and 5 stars.

Figure 2. Arrivals in accommodation establishments by categories in January 2023



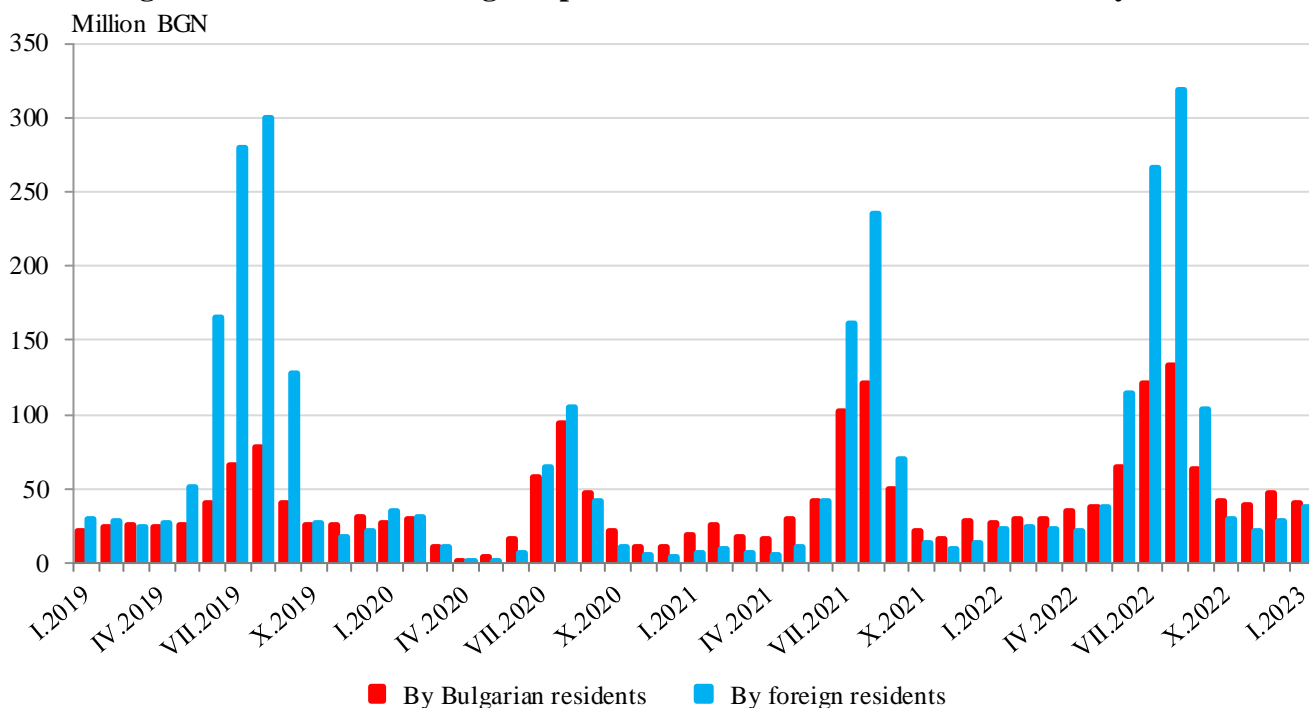
In January 2023, the total occupancy of the bed-places in accommodation establishments was 27.6% and increased by 5.3 percentage points compared to January 2022. The highest occupancy of the bed-places was in 4 and 5 stars accommodation establishments - 40.1%, followed by 3 star accommodation establishments - 25.4%, and with 1 and 2 stars - 15.0%.

Figure 3. Occupation of the bed-places in accommodation establishments by categories and months



The total revenues from nights spent in January 2023 reached 77.6 million BGN or by 60.1% more compared to January 2022. An increase in revenues for both non-residents - by 67.5% and Bulgarian residents - by 53.8% was reported.

Figure 4. Revenues from nights spent in accommodation establishments by months





Methodological notes

Since 2012, the statistical survey on **accommodation establishments** has been carried out monthly in compliance with the Regulation 692/2011 of the European Parliament and of the Council concerning European statistics on tourism and the Regulation 1051/2011 of the Commission implementing Regulation 692/2011 of the European Parliament and of the Council concerning European statistics on tourism, as regards the structure of the quality reports and the transmission of the data.

All categorized hotels, camping sites and other types of accommodation establishments with more than 10 bed-places in use during the reporting period are included in the observation.

The indicator **other accommodation establishments** includes holiday settlements, hostels, guest houses, bungalows, rest houses, mountain chalets, private rooms and flats and other establishments for short accommodation.

Available Bed Capacity is the maximum number of bed-places offered for each day of the reference month.

The **revenues from nights spent** in accommodation establishments include the sums paid by the guests, without the extra services.



Annex

Table 1

Activity of accommodation establishments in January 2023¹

Districts	Establishments - in numbers	Bed-places - in numbers	Available bed-nights - in numbers	Nights spent - in numbers		Arrivals in accommodation establishments - in numbers		Revenues from nights spent - Thousand BGN	
				Total	Of which: By non-residents	Total	Of which: Non-residents	Total	Of which: By non-residents
Total	2066	121713	3740877	1032431	435808	439470	142755	77590	37173
Blagoevgrad	226	18570	572221	229498	151223	79659	42585	19645	13159
Burgas	84	6411	197735	29934	5690	13033	2524	2198	496
Varna	113	8915	276365	46918	25516	21081	8098	3045	1731
Veliko Tarnovo	97	3565	110205	16426	3322	10069	1951	928	246
Vidin	26	946	29326	2962	496	2102	254	163	26
Vratsa	36	1277	39088	6890	871	3357	213	254	42
Gabrovo	62	2731	84191	7830	645	4677	278	422	46
Dobrich	32	3001	93031	16174	5436	7831	2510	1530	536
Kardzhali	66	2130	64789	7370	801	4397	541	463	47
Kyustendil	69	2705	83841	17063	1745	9338	722	1159	139
Lovech	75	3167	97805	17834	868	9040	332	1246	44
Montana	23	1065	32935	4971	184	2834	96	251	12
Pazardzhik	112	7496	227575	88660	4544	40441	1469	7311	395
Pernik	11	477	14787	3360	904	1567	332	166	51
Pleven	24	1247	38657	8983	5012	3337	653	374	195
Plovdiv	222	11933	364493	84706	13001	43058	6408	5499	890
Razgrad	13	532	16492	3080	521	1272	197	150	32
Ruse	58	2223	67847	9982	2933	5748	1382	580	225
Silistra	21	693	20491	2467	348	1615	212	125	21
Sliven	41	1352	41881	6255	1688	3240	448	320	131
Smolyan	210	9785	301518	109738	43734	37378	9625	6724	3052
Sofia	86	6588	203678	92147	61006	25848	12915	7409	5341
Sofia (stolitsa)	146	14942	454642	152331	95088	77529	44033	13435	9464
Stara Zagora	58	4935	151461	44090	3277	17693	943	2680	212
Targovishte	12	481	14897	2014	404	1303	162	124	28
Haskovo	62	2510	77810	13925	5229	8348	3370	986	502
Shumen	64	1450	44950	4670	839	2384	300	251	56
Yambol	17	586	18166	2153	483	1291	202	152	54

¹ In use.