

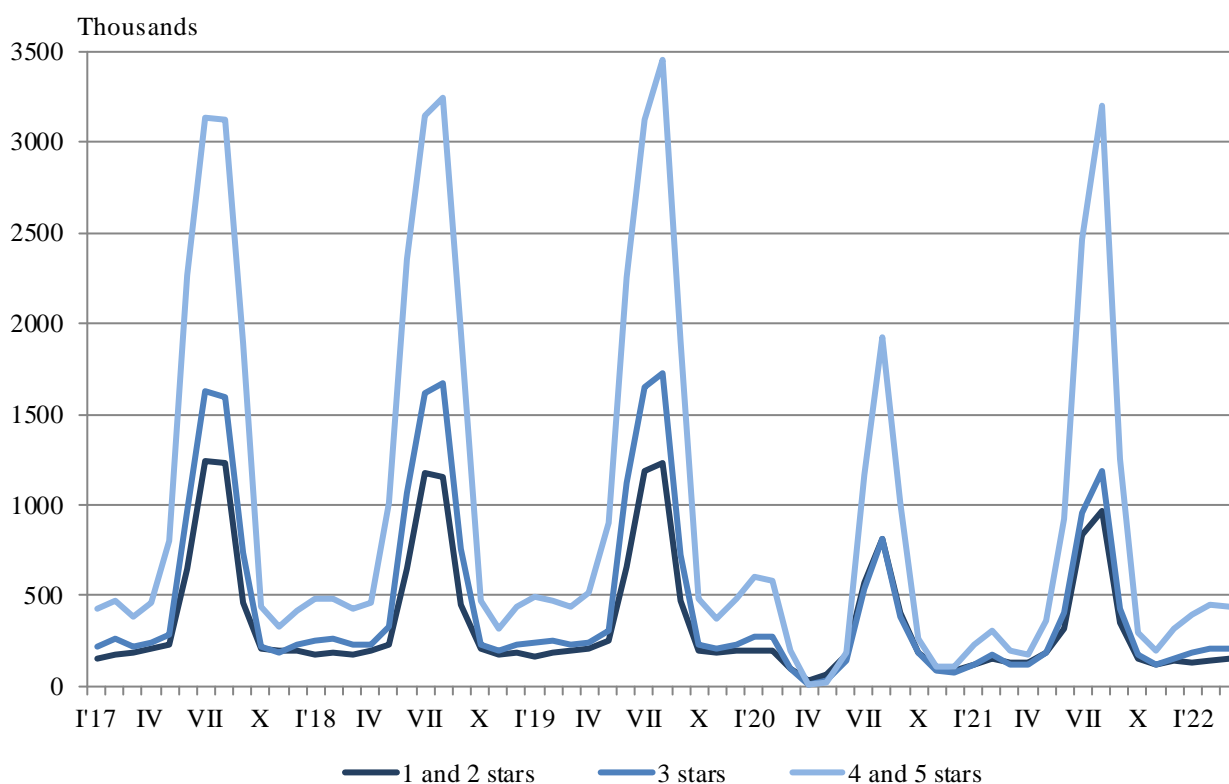
ACTIVITY OF ACCOMMODATION ESTABLISHMENTS¹ IN MARCH 2022

In March 2022, during the continuing epidemic situation, 1 717 accommodation establishments - hotels, motels, camping sites, mountain chalets and other establishments for short-term accommodation with more than 10 bed-places, functioned in the country (Annex, Table 1). The total number of rooms in them was 51.2 thousand and the bed-places were 104.1 thousand. In comparison with March 2021, the total number of accommodation establishments (functioned during the period) remained the same and the bed-places in them increased by 5.4%.

The total number of nights spent in all accommodation establishments registered in March 2022 was 796.6 thousand, or by 81.2% more in comparison with the same month of the previous year. The nights spent by Bulgarian residents were 515.1 thousand and by foreigners - 281.5 thousand.

In March 2022, 75.5% of all nights spent by foreign citizens and 42.7% of all nights spent by Bulgarians were realized in 4 and 5 stars hotels. In 3 star accommodation establishments were spent 17.1% of all nights by foreigners and 30.8% of all nights by Bulgarian residents, while in the rest of the accommodation establishments (with 1 and 2 stars) they were 7.4% and 26.5%, respectively.

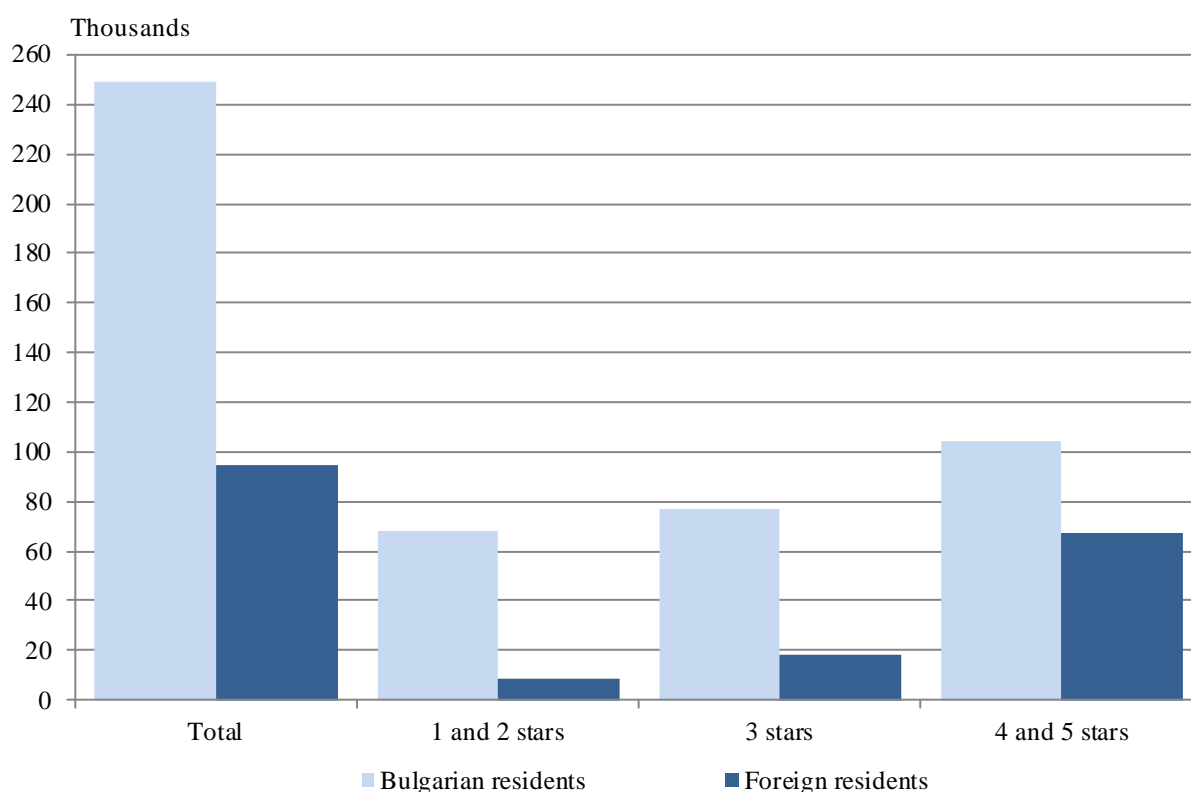
Figure 1. Nights spent in accommodation establishments by categories and months



¹ According to instructions from Eurostat the refugees from Ukraine are not included in the survey.

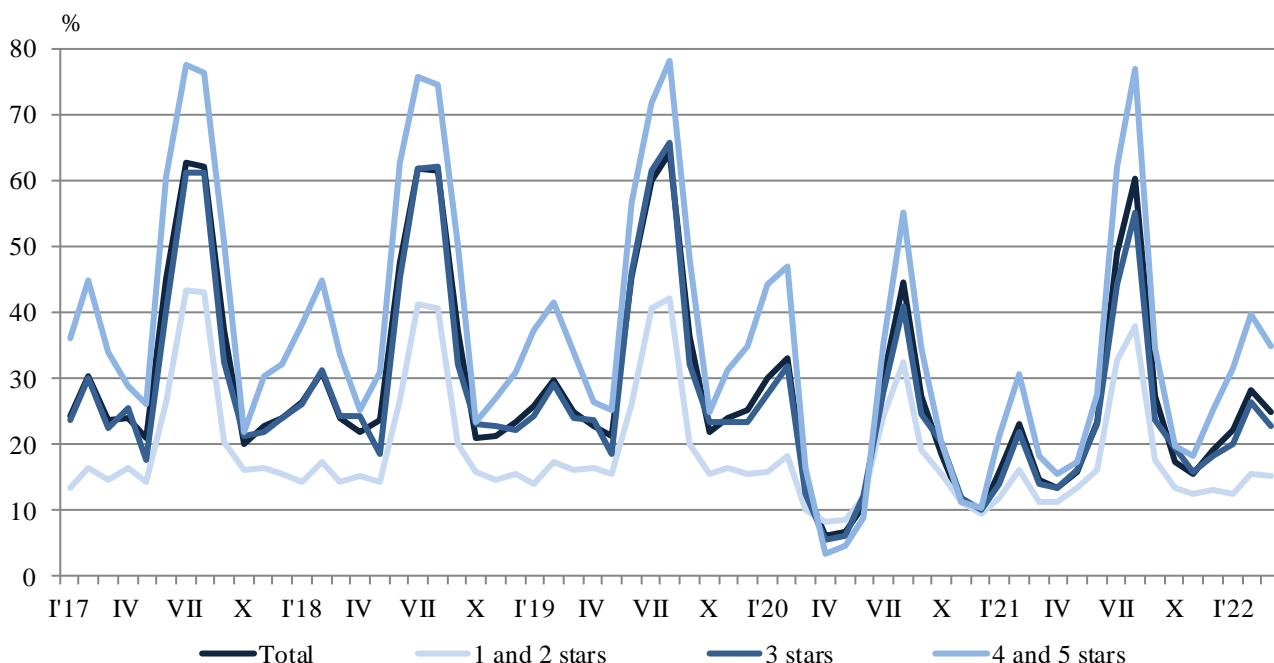
In March 2022, the number of arrivals in all accommodation establishments increased by 70.1% compared to the same month of 2021, and reached 343.6 thousand. Bulgarians spent nights in accommodation establishments in March 2022 were 249.3 thousand and spent 2.1 nights on average. The arrivals of foreigners were 94.3 thousand, and had 3.0 nights on average, as 71.4% of them spent nights in hotels with 4 and 5 stars.

Figure 2. Arrivals in accommodation establishments by categories in March 2022



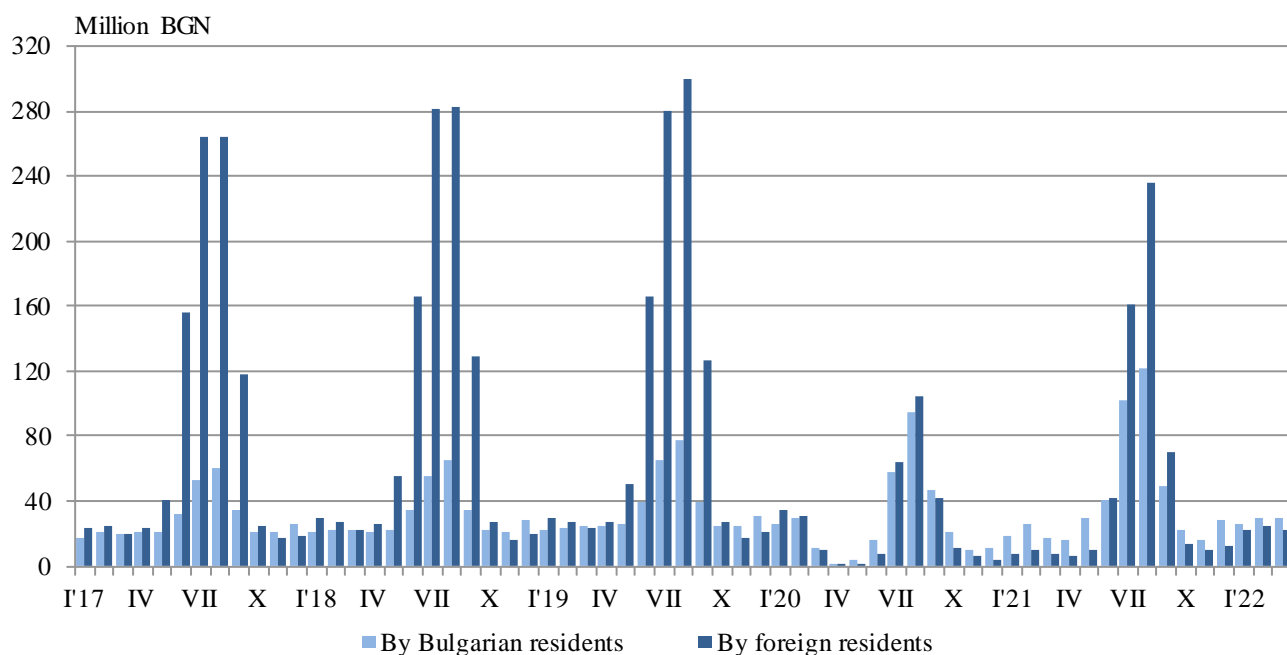
In March 2022, the total occupancy of the bed-places in accommodation establishments was 25.1% and increased by 10.5 percentage points compared to March 2021. The highest occupancy of the bed-places was in 4 and 5 stars accommodation establishments - 34.9%, followed by 3 star accommodation establishments - 22.9%, and with 1 and 2 stars - 15.2%.

Figure 3. Occupation of the bed-places in accommodation establishments by categories and months



The total revenues from nights spent in March 2022 reached 52.0 million BGN and increased by 111.3% compared to the same month of the previous year. The revenues from Bulgarians were 29.6 million BGN and from foreigners - 22.4 million BGN.

Figure 4. Revenues from nights spent in accommodation establishments by months





Methodological notes

Since 2012, the statistical survey on **accommodation establishments** has been carried out monthly in compliance with the Regulation 692/2011 of the European Parliament and of the Council concerning European statistics on tourism and the Regulation 1051/2011 of the Commission implementing Regulation 692/2011 of the European Parliament and of the Council concerning European statistics on tourism, as regards the structure of the quality reports and the transmission of the data.

All categorized hotels, camping sites and other types of accommodation establishments with more than 10 bed-places in use during the reporting period are included in the observation.

The indicator **other accommodation establishments** includes the holiday settlements, hostels, guest houses, bungalows, rest houses, mountain chalets, private rooms and flats and other establishments for short accommodation.

Available Bed Capacity is the maximum number of bed-places on offer for each day of the reference month.

In the **revenues from nights spent** in accommodation establishments are included the sums paid by the guests, without the extra services.



Annex

Table 1

Activity of accommodation establishments in March 2022¹

Districts	Establishments - in numbers	Bed-places - in numbers	Available bed-nights - in numbers	Nights spent - in numbers		Arrivals in accommodation establishments - in numbers		Revenues from nights spent - Thousand BGN	
				Total	Of which: By foreigners	Total	Of which: Foreigners	Total	Of which: By foreigners
Total	1717	104064	3178729	796643	281516	343553	94267	52032	22412
Blagoevgrad	154	13318	402581	120641	59972	43761	16589	8881	4820
Burgas	64	4495	138343	27218	6830	12746	2809	1958	545
Varna	116	9194	285014	47987	24320	21206	8344	2663	1421
Veliko Tarnovo	87	3801	117831	22660	2752	12634	1313	840	130
Vidin	23	785	24335	2636	474	1675	269	134	21
Vratsa	25	990	30690	7775	1416	3255	391	243	78
Gabrovo	45	2539	78349	9900	764	5210	305	430	50
Dobrich	38	3178	98230	12313	3763	5997	1409	746	171
Kardzhali	46	1577	48863	6456	1274	3797	732	325	64
Kyustendil	49	1834	56802	10222	..	5877	387	527	..
Lovech	51	2712	80678	17044	3389	6986	494	946	106
Montana	15	818	25358	4295	321	2264	108	185	15
Pazardzhik	45	3818	110257	39498	1285	18002	406	2687	80
Pernik	6	274	8494	1867	..	985	183	79	..
Pleven	20	1205	37355	6066	1257	3222	684	265	77
Plovdiv	198	10706	331225	87843	19707	40801	5804	5201	1513
Razgrad	14	521	16151	3517	758	1660	356	164	41
Ruse	54	2109	63243	13517	4078	8086	2626	690	247
Silistra	21	719	22219	4122	566	2199	404	166	28
Sliven	40	1519	46007	6433	1736	3674	577	309	110
Smolyan	220	10024	297476	66020	8394	24330	1957	4025	598
Sofia	90	7138	219793	82679	41511	27091	9620	5612	3205
Sofia (stolitsa)	109	12030	372930	141007	85115	64878	34772	11697	8358
Stara Zagora	64	4870	146601	32496	3403	12895	845	2026	193
Targovishte	12	491	15207	3240	1537	1436	438	197	100
Haskovo	30	1396	43276	9080	4100	4436	1848	577	291
Shumen	61	1301	39659	6950	1056	3183	423	303	53
Yambol	20	702	21762	3161	429	1267	174	156	32

¹ In use.

‘..’ - confidential data.