

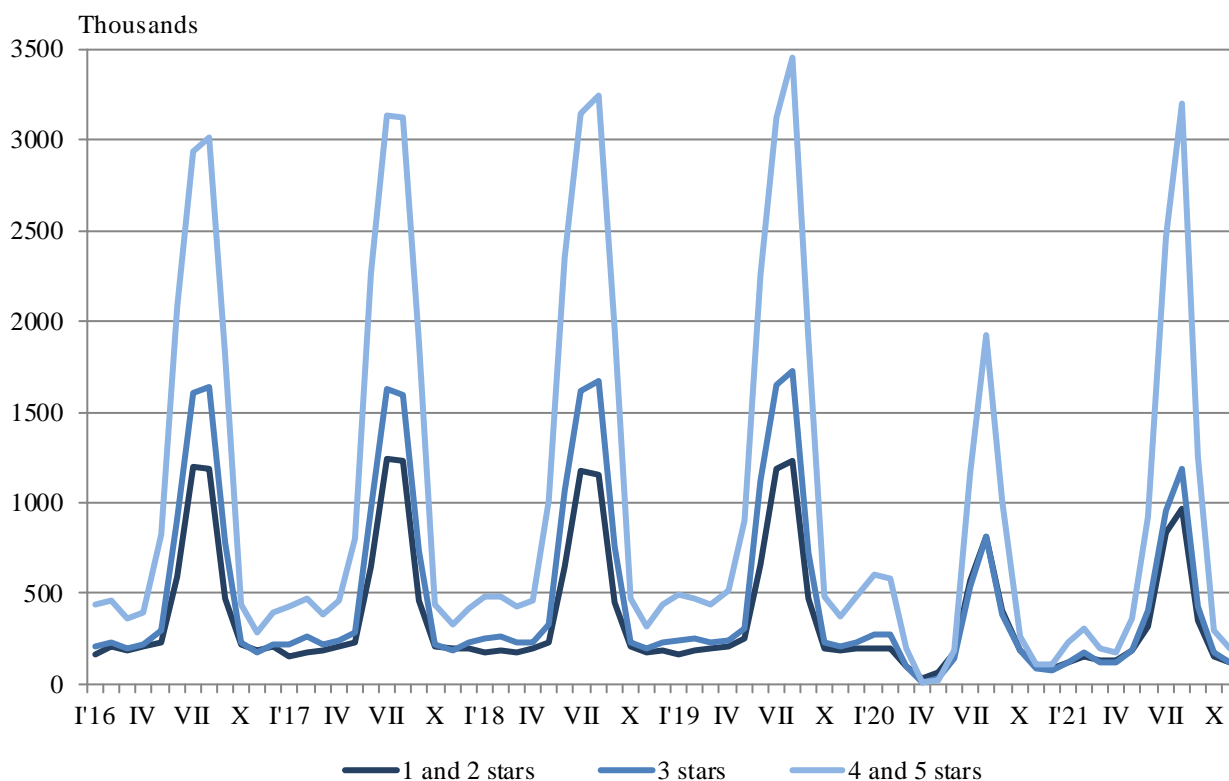
ACTIVITY OF ACCOMMODATION ESTABLISHMENTS IN NOVEMBER 2021

In November 2021, during the continuing epidemic situation, 1 569 accommodation establishments - hotels, motels, camping sites, mountain chalets and other establishments for short-term accommodation with more than 10 bed-places, functioned in the country (Annex, Table 1). The total number of rooms in them was 46.7 thousand and the bed-places were 93.7 thousand. In comparison with November 2020, the total number of accommodation establishments (functioned during the period) increased by 4.0%, and the bed-places in them - by 2.4%.

The total number of nights spent in all accommodation establishments registered in November 2021 was 431.1 thousand, or by 38.4% more in comparison with the same month of the previous year, as an increase for both foreigners - by 49.8% and Bulgarians - by 34.4% was registered. The nights spent by Bulgarian residents were 312.3 thousand and by foreigners - 118.8 thousand.

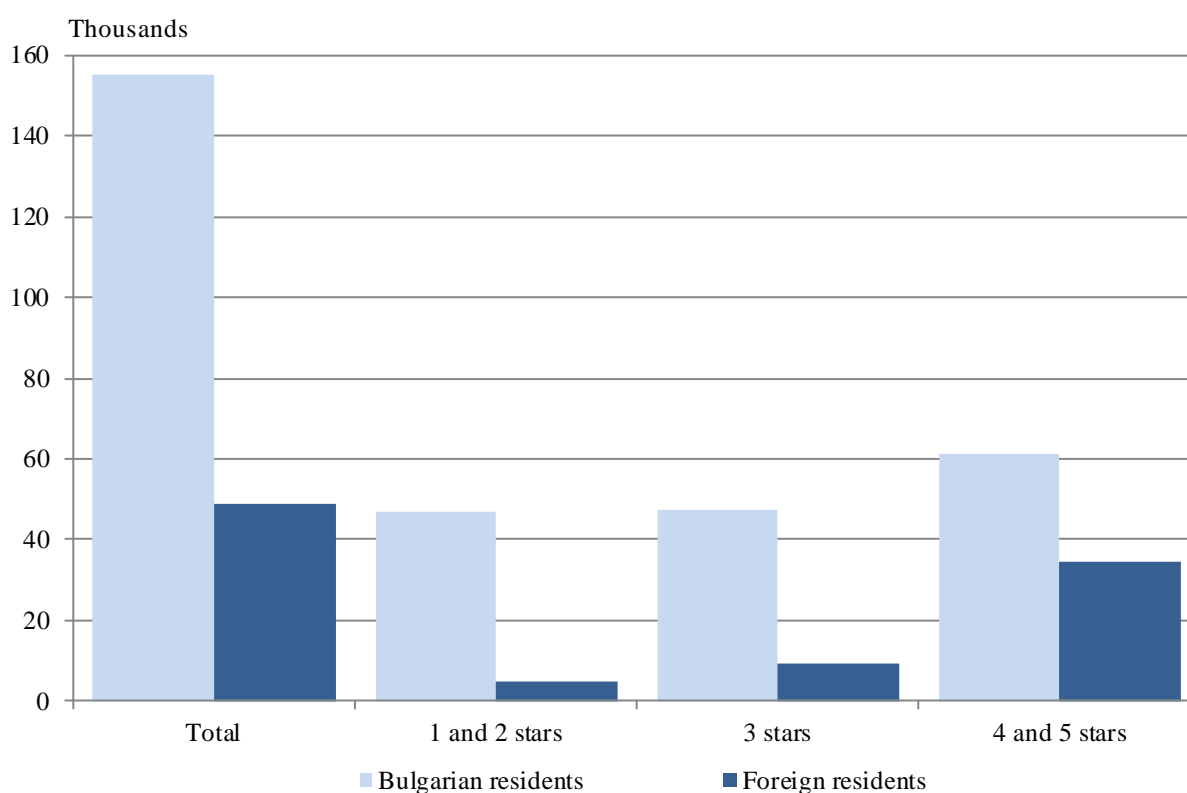
In November 2021, 69.4% of all nights spent by foreign citizens and 36.4% of all nights spent by Bulgarians were realized in 4 and 5 stars hotels. In 3 stars accommodation establishments were spent 19.2% of all nights by foreigners and 30.5% of all nights by Bulgarian residents, while in the rest of the accommodation establishments (with 1 and 2 stars) they were 11.4% and 33.1% respectively.

Figure 1. Nights spent in accommodation establishments by categories and months



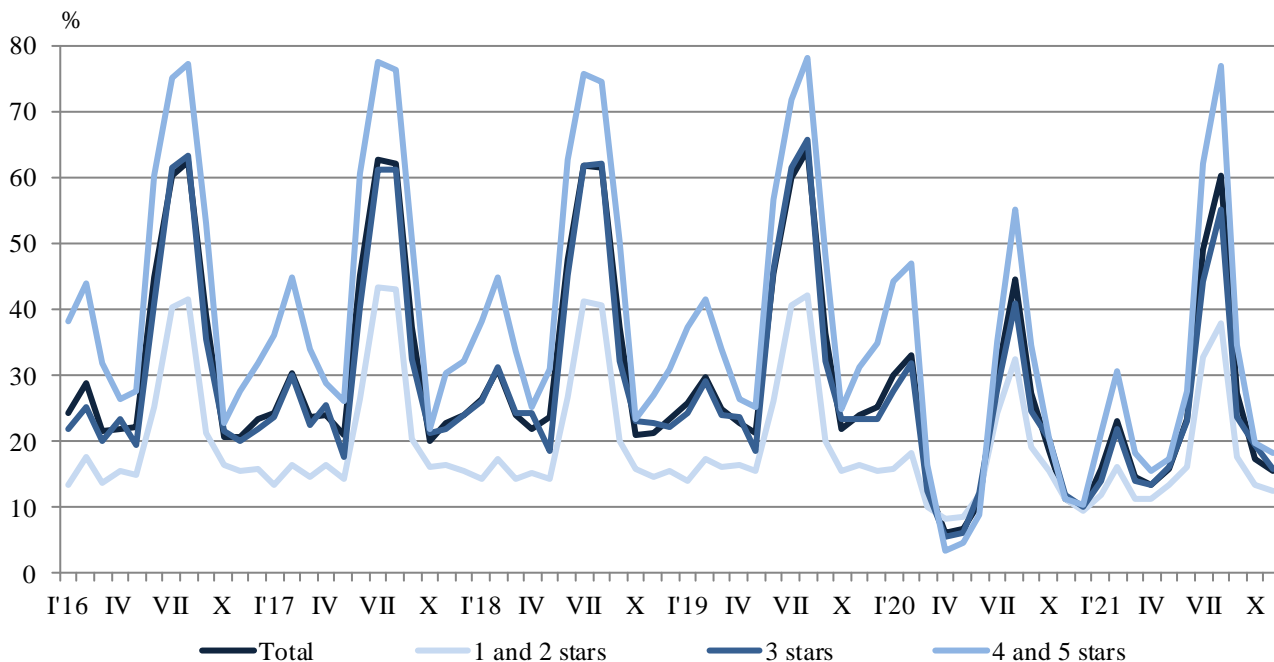
In November 2021, the number of arrivals in all accommodation establishments increased by 47.0% compared to the same month of 2020, and reached 203.9 thousand, as an increase for both foreigners by - 83.2% and Bulgarian residents - by 38.4% was registered. Bulgarians spent nights in accommodation establishments in November 2021 were 155.2 thousand and spent 2.0 nights on average. The arrivals of foreigners were 48.7 thousand, and had 2.4 nights on average, as 71.1% of them spent nights in hotels with 4 and 5 stars.

Figure 2. Arrivals in accommodation establishments by categories in November 2021



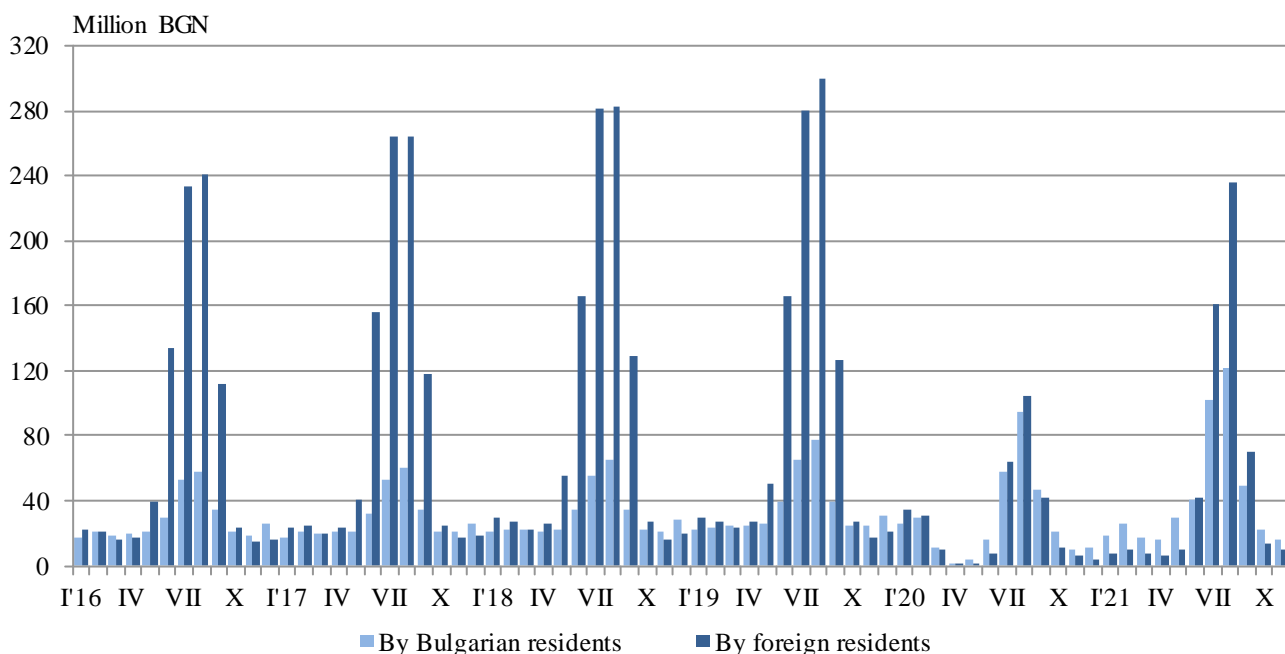
In November 2021, the total occupancy of the bed-places in accommodation establishments was 15.6% and increased by 4.2 percentage points compared to November 2020. The highest occupancy of the bed-places was in 4 and 5 stars accommodation establishments - 18.3%, followed by 3 stars accommodation establishments - 15.8%, and with 1 and 2 stars - 12.4%.

Figure 3. Occupation of the bed-places in accommodation establishments by categories and months



The total revenues from nights spent in November 2021 increased by 61.2% compared to November 2020 and reached 25.8 million BGN. An increase in revenues from both foreigners - by 61.6% and Bulgarians - by 60.9% was registered.

Figure 4. Revenues from nights spent in accommodation establishments by months





Methodological notes

Since 2012, the statistical survey on **accommodation establishments** has been carried out monthly in compliance with the Regulation 692/2011 of the European Parliament and of the Council concerning European statistics on tourism and the Regulation 1051/2011 of the Commission implementing Regulation 692/2011 of the European Parliament and of the Council concerning European statistics on tourism, as regards the structure of the quality reports and the transmission of the data.

All categorized hotels, camping sites and other types of accommodation establishments with more than 10 bed-places in use during the reporting period are included in the observation.

The indicator **other accommodation establishments** includes the holiday settlements, hostels, guest houses, bungalows, rest houses, mountain chalets, private rooms and flats and other establishments for short accommodation.

Available Bed Capacity is the maximum number of bed-places on offer for each day of the reference month.

In the **revenues from nights spent** in accommodation establishments are included the sums paid by the guests, without the extra services.

Annex

Table 1

Activity of accommodation establishments in November 2021¹

Districts	Establishments - in numbers	Bed-places - in numbers	Available bed-nights - in numbers	Nights spent - in numbers		Arrivals in accommodation establishments - in numbers		Revenues from nights spent - Thousand BGN	
				Total	Of which: By foreigners	Total	Of which: Foreigners	Total	Of which: By foreigners
Total	1569	93664	2763196	431136	118829	203915	48666	25825	9356
Blagoevgrad	114	9423	272850	38654	6537	19787	2782	2608	457
Burgas	72	4855	141225	23899	4194	9109	1452	1496	354
Varna	120	9326	269240	30838	13563	13114	4027	1638	787
Veliko Tarnovo	74	3311	99061	16073	1339	7937	705	550	82
Vidin	22	774	22192	3746	447	1921	230	160	23
Vratsa	22	815	24034	5400	707	2053	240	188	32
Gabrovo	44	2185	65550	5173	533	2534	205	226	34
Dobrich	34	3284	98280	7516	1639	3449	568	454	117
Kardzhali	52	1657	47270	7030	1656	3662	673	291	66
Kyustendil	60	2362	70860	7154	..	3942	376	330	..
Lovech	47	2745	80500	11033	1056	4569	195	538	37
Montana	16	782	23040	3618	157	1640	76	121	7
Pazardzhik	45	3856	110609	23441	1224	10438	428	1557	86
Pernik	7	294	8820	1082	..	490	44	45	..
Pleven	21	1153	34590	6293	1369	2381	317	270	84
Plovdiv	191	10257	307328	55949	9476	27898	3951	3115	533
Razgrad	17	653	19590	3769	838	1751	299	198	56
Ruse	53	2166	63036	9344	1751	5148	813	438	99
Silistra	21	719	21570	2216	234	1262	116	93	13
Sliven	46	1601	48030	5201	946	3076	374	263	67
Smolyan	142	5449	159620	9853	616	5018	193	455	30
Sofia	59	5864	175300	17766	2023	8831	870	923	118
Sofia (stolitsa)	112	12284	368520	97570	59852	47994	26723	7946	5733
Stara Zagora	58	3939	115206	21053	2738	7277	689	1048	163
Targovishte	10	455	13650	2058	554	1169	152	113	33
Haskovo	32	1554	46195	9101	3530	4136	1804	492	236
Shumen	61	1273	38190	4517	804	2531	277	186	48
Yambol	17	628	18840	1789	341	798	87	83	20

¹ In use.

‘..’ - confidential data.