

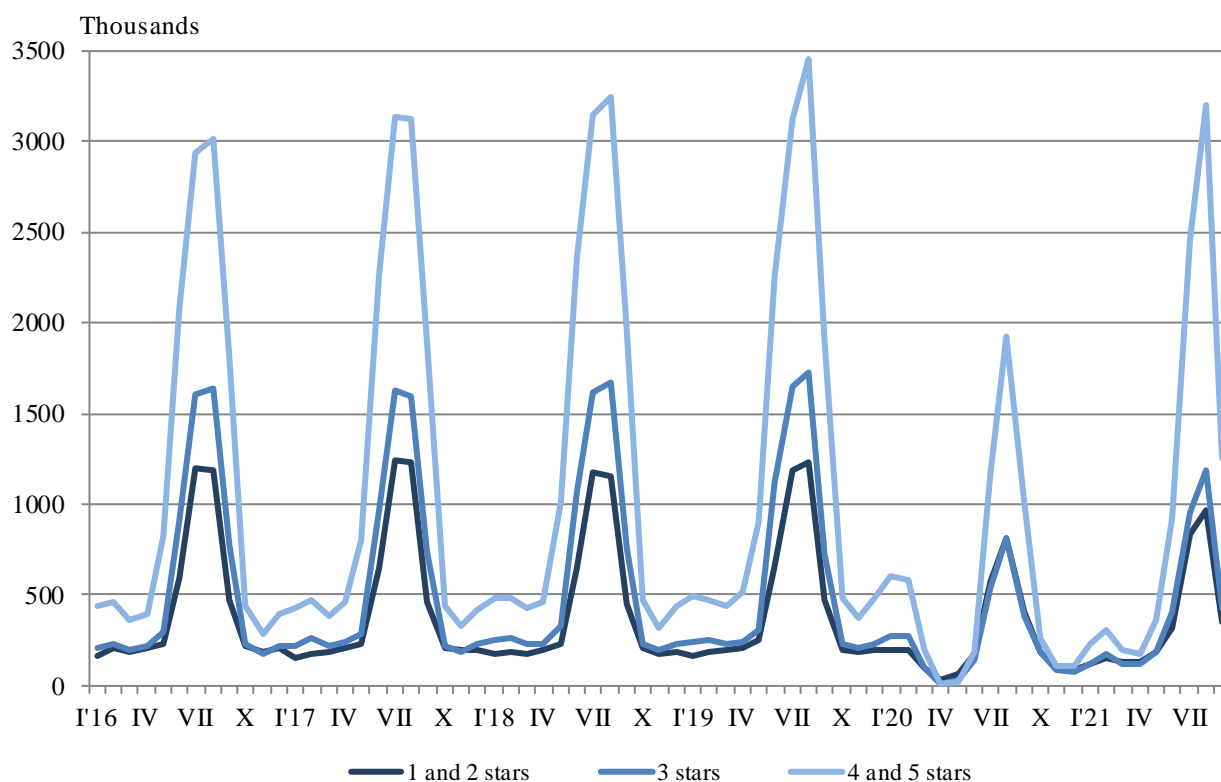
## ACTIVITY OF ACCOMMODATION ESTABLISHMENTS IN SEPTEMBER 2021

In September 2021, during the continuing epidemic situation, 2 612 accommodation establishments - hotels, motels, camping sites, mountain chalets and other establishments for short-term accommodation with more than 10 bed-places, functioned in the country (Annex, Table 1). The total number of the rooms in them was 114.1 thousand and the bed-places were 255.6 thousand. In comparison with September 2020, the total number of accommodation establishments (functioned during the period) increased by 0.9%, and the bed-places in them - by 12.5%.

The total number of the nights spent in all accommodation establishments registered in September 2021 was 2 023.7 thousand, or by 13.2% more in comparison with the same month of the previous year. The nights spent by foreigners were 1 014.5 thousand and by Bulgarian residents - 1 009.2 thousand.

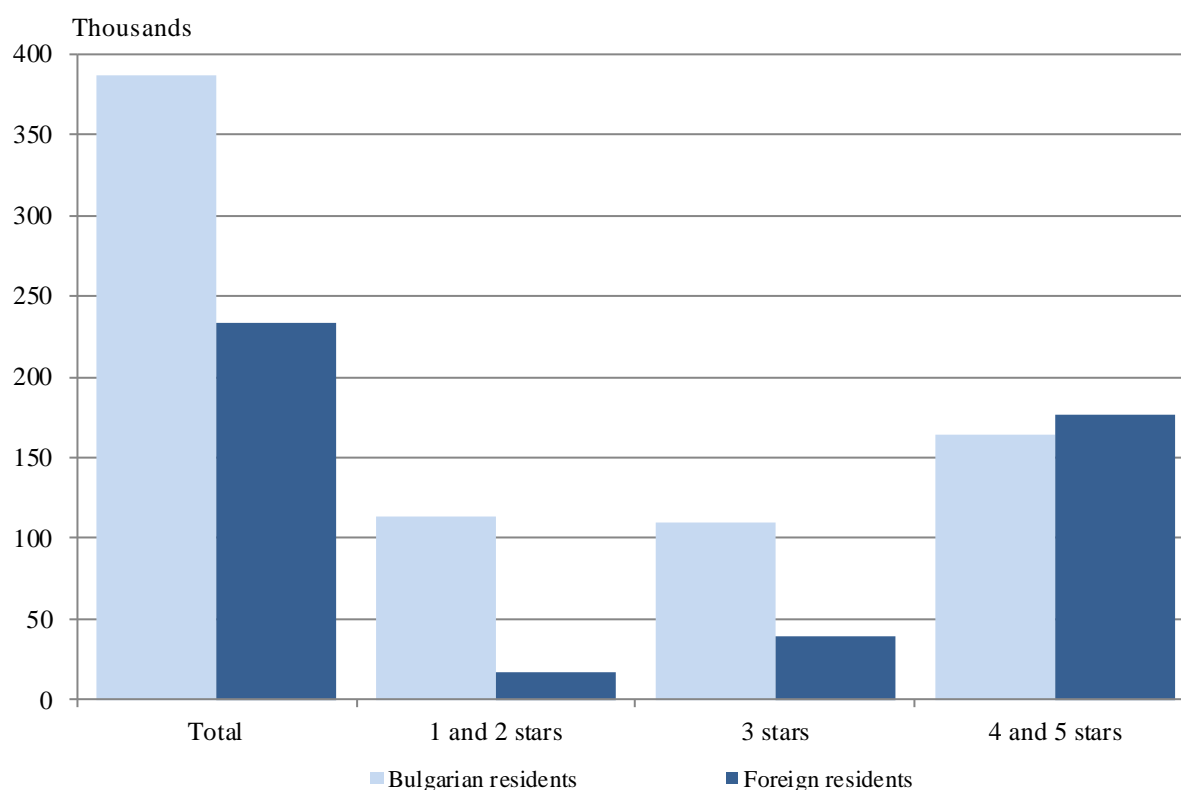
In September 2021, 80.6% of all nights spent by foreign citizens and 42.7% of all nights spent by Bulgarians were realized in 4 and 5 stars hotels. In 3 stars accommodation establishments were spent 14.8% of all nights by foreigners and 26.9% of all nights by Bulgarian residents, while in the rest of the accommodation establishments (with 1 and 2 stars) they were 4.6% and 30.4% respectively.

**Figure 1. Nights spent in accommodation establishments by categories and months**



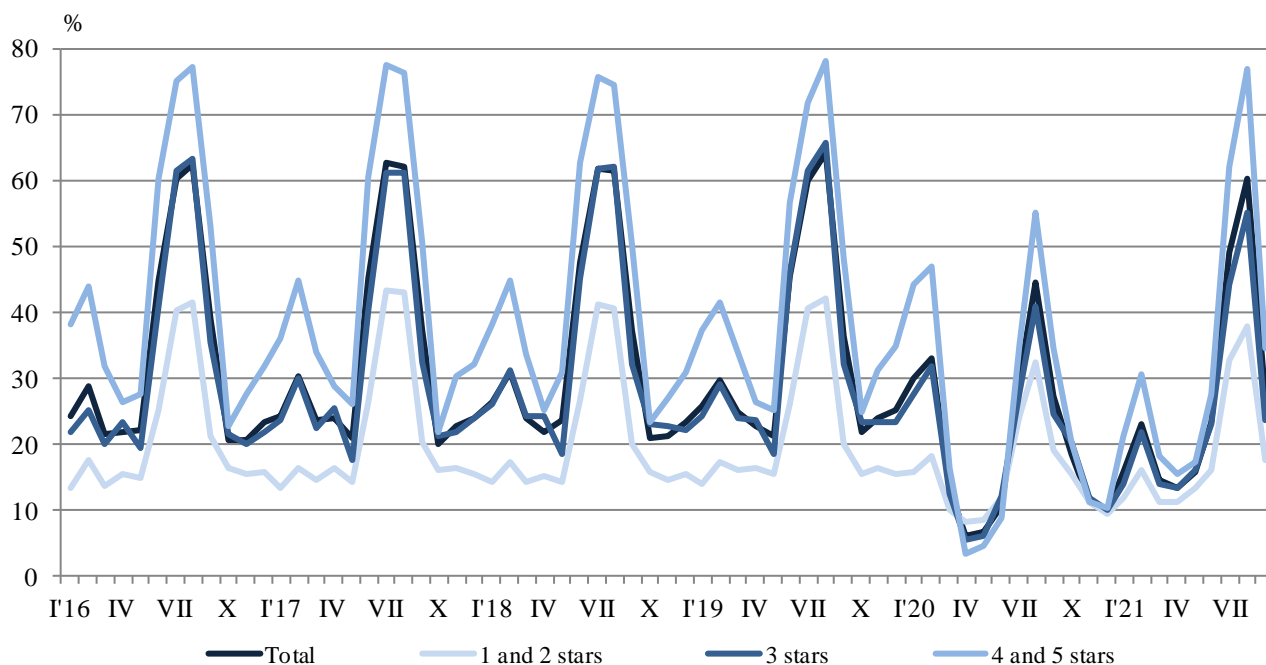
In September 2021, the number of arrivals in all accommodation establishments increased by 4.5% compared to the same month of 2020 and reached 620.0 thousand. Bulgarians spent nights in accommodation establishments in September 2021 were 387.1 thousand and spent 2.6 nights on the average. The arrivals of foreigners were 232.9 thousand, and had on average 4.4 nights, as 76.0% of them spent nights in hotels with 4 and 5 stars.

**Figure 2. Arrivals in accommodation establishments by categories in September 2021**



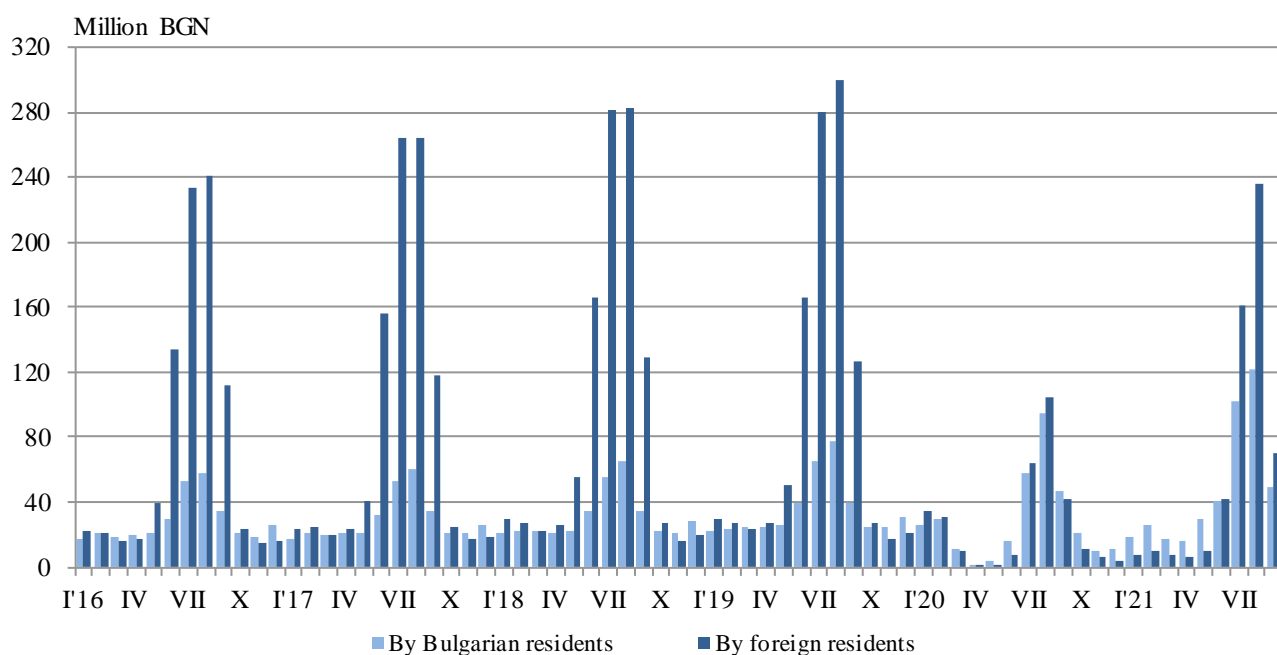
In September 2021, the total occupancy of the bed-places in accommodation establishments was 27.4% and increased by 0.1 percentage point compared to September 2020. The highest occupancy of the bed-places was in 4 and 5 stars accommodation establishments - 34.6%, followed by 3 stars accommodation establishments - 23.7%, and with 1 and 2 stars - 17.8%.

**Figure 3. Occupation of the bed-places in accommodation establishments by categories and months**



The total revenues from nights spent in September 2021 increased by 35.1% compared to September 2020 and reached 119.1 million BGN, as 70.1 million BGN were from foreigners and 49.0 million BGN - from Bulgarians.

**Figure 4. Revenues from nights spent in accommodation establishments by months**



## Methodological notes

Since 2012 the statistical survey on **accommodation establishments** has been carried out monthly in compliance with the Regulation 692/2011 of the European Parliament and of the Council concerning European statistics on tourism and the Regulation 1051/2011 of the Commission implementing Regulation 692/2011 of the European Parliament and of the Council concerning European statistics on tourism, as regards the structure of the quality reports and the transmission of the data.

All categorized hotels, camping sites and other types of accommodation establishments with more than 10 bed-places in use during the reporting period are included in the observation.

The indicator **other accommodation establishments** includes the holiday settlements, hostels, guest houses, bungalows, rest houses, mountain chalets, private rooms and flats and other establishments for short accommodation.

**Available Bed Capacity** is the maximum number of bed-places on offer for each day of the reference month.

In the **revenues from nights spent** in accommodation establishments are included the sums paid by the guests, without the extra services.

Annex

Table 1

Activity of accommodation establishments in September 2021<sup>1</sup>

Districts	Establishments - in numbers	Bed-places - in numbers	Available bed-nights - in numbers	Nights spent - in numbers		Arrivals in accommodation establishments - in numbers		Revenues from nights spent - Thousand BGN	
				Total	Of which: By foreigners	Total	Of which: Foreigners	Total	Of which: By foreigners
<b>Total</b>	<b>2612</b>	<b>255611</b>	<b>7375336</b>	<b>2023725</b>	<b>1014463</b>	<b>619950</b>	<b>232900</b>	<b>119059</b>	<b>70082</b>
Blagoevgrad	148	11091	325657	78613	7810	35586	3096	4726	496
Burgas	535	94275	2664061	812809	491133	169412	87374	47197	32155
Varna	313	52593	1490595	425147	308818	100963	61129	26668	21060
Veliko Tarnovo	95	3866	115980	24628	4806	14362	3187	1055	254
Vidin	24	784	23629	4620	837	2633	453	223	40
Vratsa	26	929	27870	7849	795	3688	371	248	35
Gabrovo	55	2906	83155	16745	1009	7972	497	587	53
Dobrich	122	20688	603266	136713	78974	38186	18932	10088	6557
Kardzhali	60	2001	60010	14669	1500	8143	751	682	72
Kyustendil	71	2799	83080	15164	..	8372	..	580	..
Lovech	64	3412	99786	23397	1423	11073	664	1164	55
Montana	22	1015	30030	7557	365	3135	201	287	18
Pazardzhik	50	4249	123779	49968	1620	18494	576	2812	111
Pernik	9	362	10860	1278	..	787	..	52	..
Pleven	23	1248	37440	8100	2189	4595	892	361	123
Plovdiv	223	10999	327846	96376	16502	46708	7579	5131	1153
Razgrad	15	595	17850	3722	1010	2206	458	168	51
Ruse	53	2115	63440	14411	3419	8610	2263	678	198
Silistra	25	785	23550	3115	424	2085	268	142	25
Sliven	51	1767	52880	7362	1224	4795	453	346	87
Smolyan	236	9286	278580	45095	1246	20215	638	1813	61
Sofia	88	7174	214609	37964	2650	17430	1347	1665	140
Sofia (stolitsa)	114	12436	371250	128914	75949	65862	36522	9715	6688
Stara Zagora	60	4141	123930	36679	3351	12965	1467	1572	200
Targovishte	10	455	13650	1917	423	1282	228	114	29
Haskovo	34	1612	47983	12347	3711	5795	2007	610	257
Shumen	67	1374	40950	5992	1371	3293	546	260	73
Yambol	19	654	19620	2574	419	1303	146	115	25

<sup>1</sup> In use.

‘..’ - confidential data.