

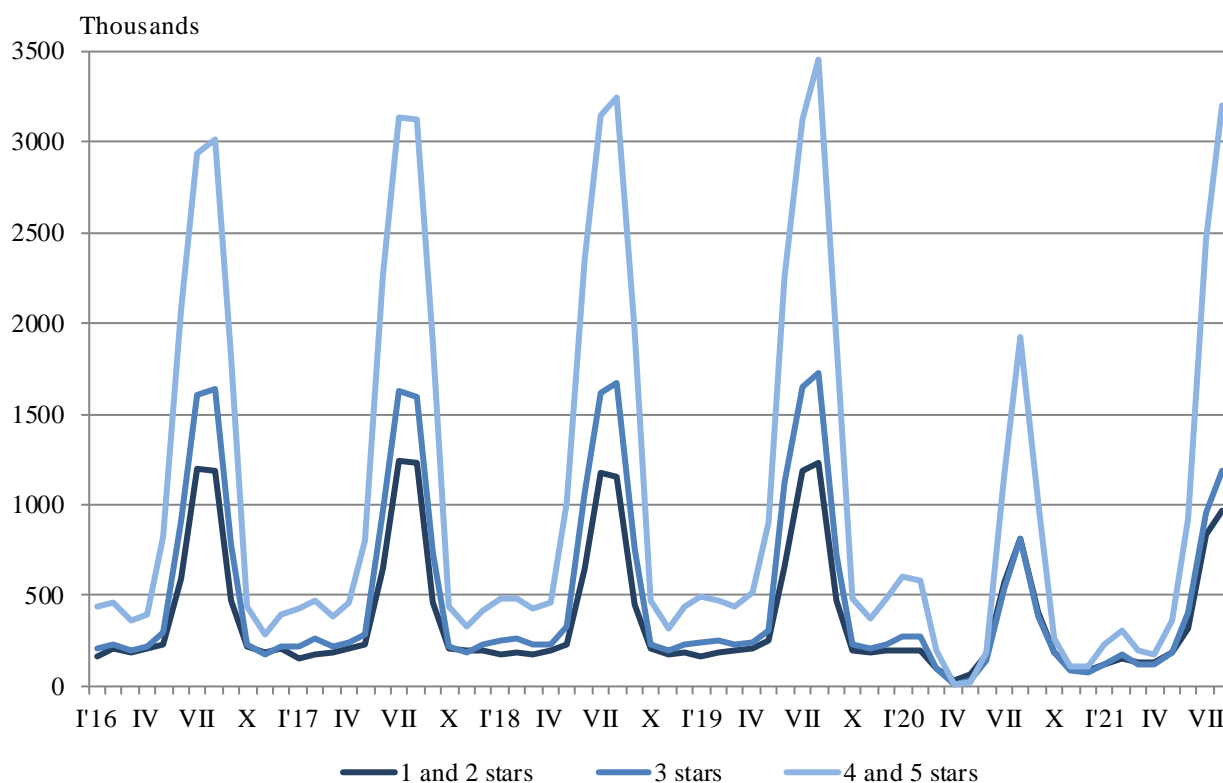
## ACTIVITY OF ACCOMMODATION ESTABLISHMENTS IN AUGUST 2021

In August 2021, during the continuing epidemic situation, 3 058 accommodation establishments - hotels, motels, camping sites, mountain chalets and other establishments for short-term accommodation with more than 10 bed-places, functioned in the country (Annex, Table 1). The total number of the rooms in them was 126.5 thousand and the bed-places were 287.6 thousand. In comparison with August 2020, the total number of accommodation establishments (functioned during the period) increased by 5.6%, and the bed-places in them - by 11.4%.

The total number of the nights spent in all accommodation establishments registered in August 2021 was 5 361.5 thousand, or by 51.2% more in comparison with the same month of the previous year. The nights spent by foreigners were 3 023.3 thousand and by Bulgarian residents - 2 338.2 thousand.

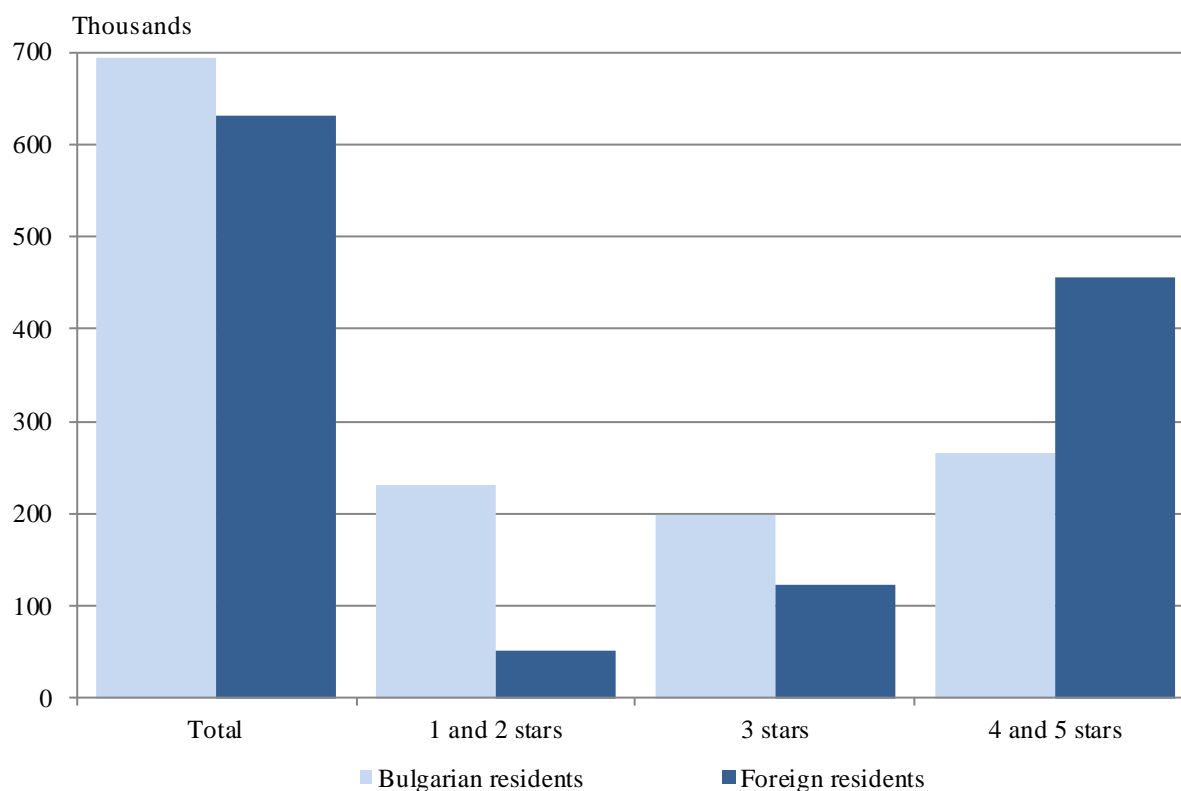
In August 2021, 75.4% of all nights spent by foreign citizens and 39.7% of all nights spent by Bulgarians were realized in 4 and 5 stars hotels. In 3 stars accommodation establishments were spent 18.4% of all nights by foreigners and 26.9% of all nights by Bulgarian residents, while in the rest of the accommodation establishments (with 1 and 2 stars) they were 6.2% and 33.4% respectively.

**Figure 1. Nights spent in accommodation establishments by categories and months**



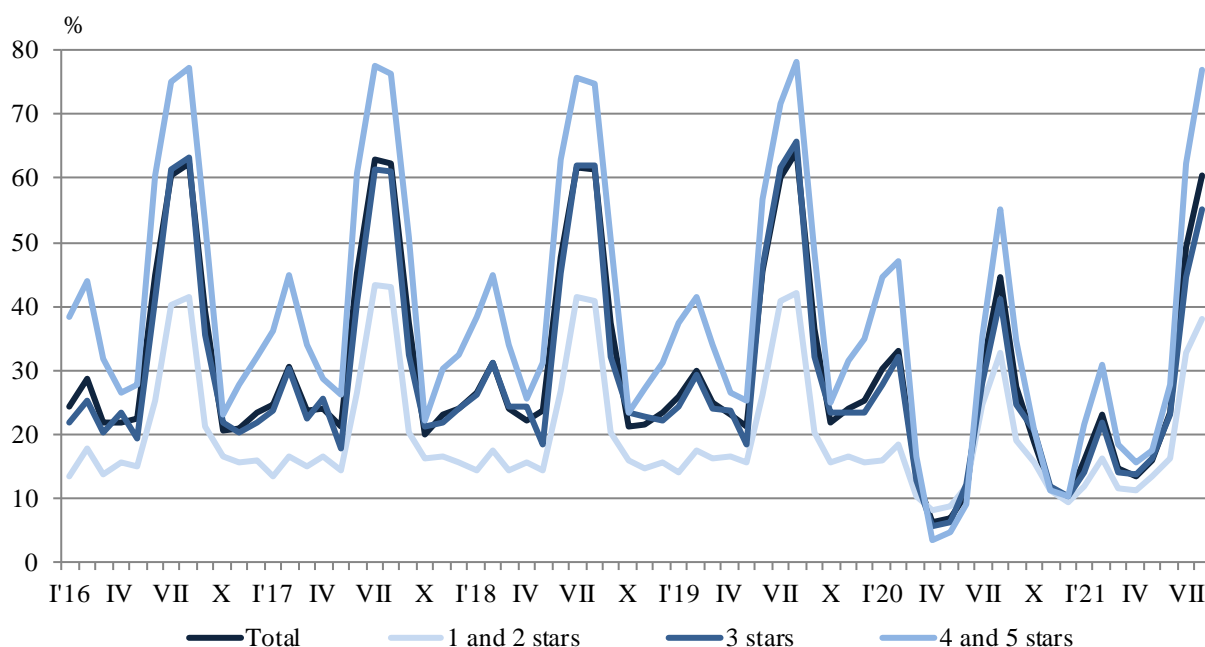
In August 2021, the number of arrivals in all accommodation establishments increased by 39.9% compared to the same month of 2020 and reached 1 325.1 thousand. Bulgarians spent nights in accommodation establishments in August 2021 were 694.4 thousand and spent 3.4 nights on the average. The arrivals of foreigners were 630.7 thousand, and had on average 4.8 nights, as 72.4% of them spent nights in hotels with 4 and 5 stars.

**Figure 2. Arrivals in accommodation establishments by categories in August 2021**



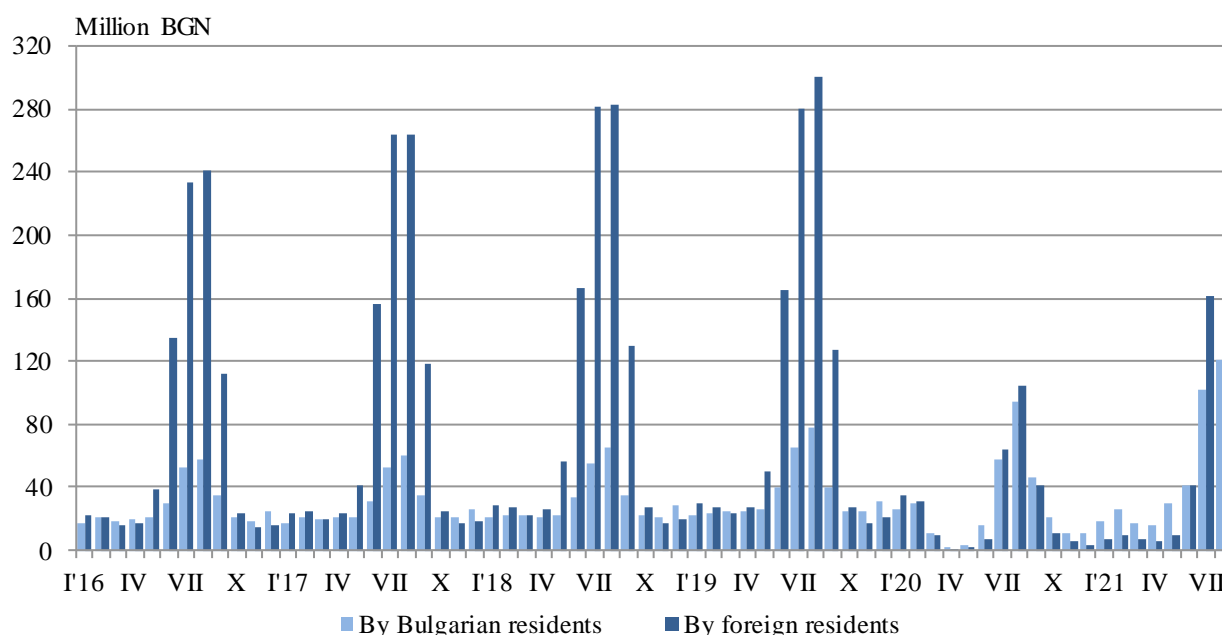
In August 2021, the total occupancy of the bed-places in accommodation establishments was 60.5% and increased by 15.9 percentage points compared to August 2020. The highest occupancy of the bed-places was in 4 and 5 stars accommodation establishments - 77.0%, followed by 3 stars accommodation establishments - 55.1%, and with 1 and 2 stars - 38.1%.

**Figure 3. Occupation of the bed-places in accommodation establishments by categories and months**



The total revenues from nights spent in August 2021 increased by 79.8% compared to August 2020 and reached 357.2 million BGN, as 235.8 million BGN were from foreigners and 121.4 million BGN - from Bulgarians.

**Figure 4. Revenues from nights spent in accommodation establishments by months**



## Methodological notes

Since 2012 the statistical survey on **accommodation establishments** has been carried out monthly in compliance with the Regulation 692/2011 of the European Parliament and of the Council concerning European statistics on tourism and the Regulation 1051/2011 of the Commission implementing Regulation 692/2011 of the European Parliament and of the Council concerning European statistics on tourism, as regards the structure of the quality reports and the transmission of the data.

All categorized hotels, camping sites and other types of accommodation establishments with more than 10 bed-places in use during the reporting period are included in the observation.

The indicator **other accommodation establishments** includes the holiday settlements, hostels, guest houses, bungalows, rest houses, mountain chalets, private rooms and flats and other establishments for short accommodation.

**Available Bed Capacity** is the maximum number of bed-places on offer for each day of the reference month.

In the **revenues from nights spent** in accommodation establishments are included the sums paid by the guests, without the extra services.

Annex

Table 1

Activity of accommodation establishments in August 2021<sup>1</sup>

Districts	Establishments - in numbers	Bed-places - in numbers	Available bed-nights - in numbers	Nights spent - in numbers		Arrivals in accommodation establishments - in numbers		Revenues from nights spent - Thousand BGN	
				Total	Of which: By foreigners	Total	Of which: Foreigners	Total	Of which: By foreigners
<b>Total</b>	<b>3058</b>	<b>287566</b>	<b>8859700</b>	<b>5361523</b>	<b>3023353</b>	<b>1325112</b>	<b>630737</b>	<b>357198</b>	<b>235791</b>
Blagoevgrad	162	11722	358845	145269	18229	55930	7233	7779	1086
Burgas	786	111095	3423553	2599965	1525495	518633	276909	170803	115027
Varna	386	58699	1818657	1284052	967608	272417	189065	95268	78488
Veliko Tarnovo	107	4287	131998	47372	8077	23380	5423	1683	418
Vidin	24	784	25337	6792	994	3850	806	299	52
Vratsa	26	929	28250	8783	1340	3988	546	246	57
Gabrovo	57	3098	93065	26237	1273	11727	604	907	59
Dobrich	149	25490	786086	485019	332463	109368	69883	40853	28691
Kardzhali	63	2091	64759	21296	2503	10743	1491	1066	122
Kyustendil	86	3335	102721	25146	2437	13263	1354	1030	125
Lovech	64	3429	105434	41292	2271	16515	1038	2051	112
Montana	22	1015	31451	9887	580	3471	262	342	25
Pazardzhik	53	4303	129479	77051	3682	25582	1027	4365	256
Pernik	8	310	9610	1403	448	939	279	53	23
Pleven	22	1213	37603	7530	2430	4286	1310	332	134
Plovdiv	236	11523	353530	138024	32944	57398	10842	7206	2080
Razgrad	15	624	19344	6118	1377	3493	727	271	72
Ruse	54	2162	67022	17029	5472	11188	4354	820	313
Silistra	24	761	22121	3953	661	2682	464	167	33
Sliven	53	1786	54543	9913	1376	6242	722	453	93
Smolyan	262	10668	328874	107976	3647	36761	1412	4715	207
Sofia	92	7236	221540	79305	8954	29379	3312	3316	476
Sofia (stolitsa)	114	12414	384052	143318	88497	75790	46152	10034	7166
Stara Zagora	62	4349	130681	41990	4136	14546	1962	1822	248
Targovishte	12	545	16881	3342	863	2035	512	190	55
Haskovo	35	1675	51551	13347	3763	5946	2203	664	271
Shumen	67	1391	43121	7164	1210	4096	619	330	71
Yambol	17	632	19592	2950	623	1464	226	133	31

<sup>1</sup> In use.