

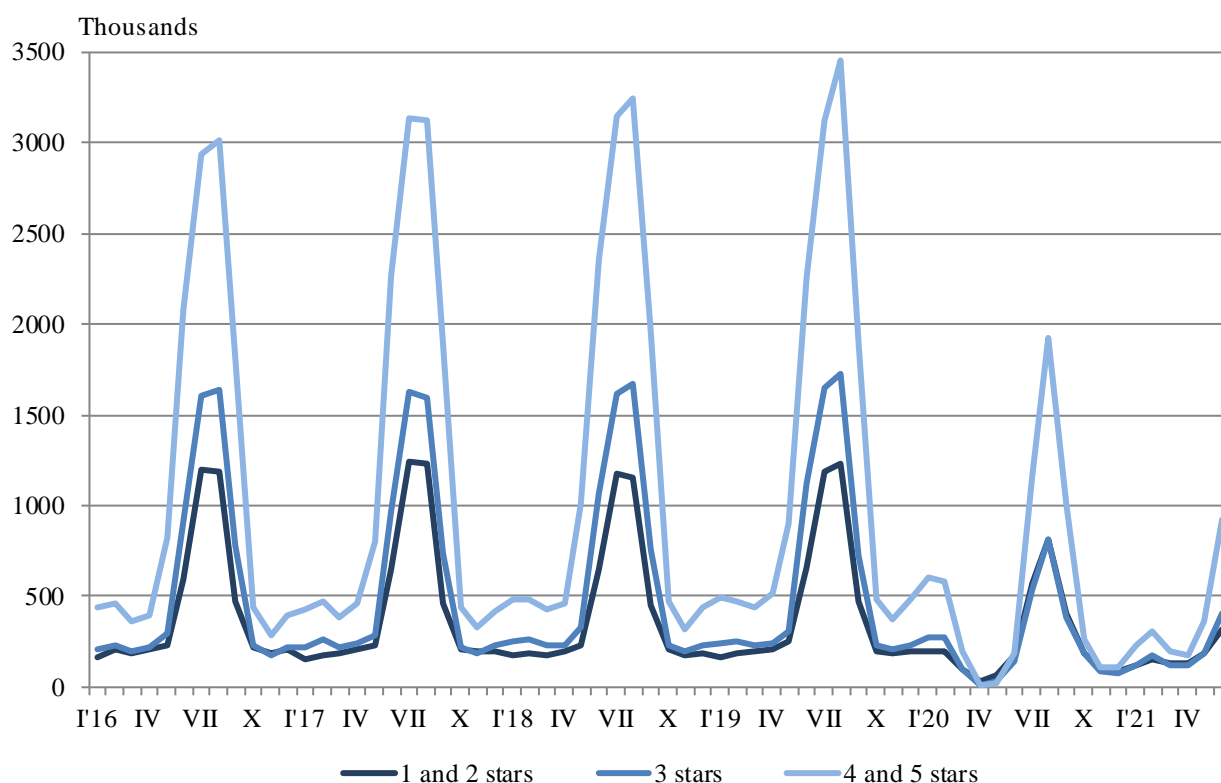
## ACTIVITY OF ACCOMMODATION ESTABLISHMENTS<sup>1</sup> IN JUNE 2021

In June 2021, during the continuing epidemic situation, 2 572 accommodation establishments - hotels, motels, camping sites, mountain chalets and other establishments for short-term accommodation with more than 10 bed-places, functioned in the country (Annex, Table 1). The total number of the rooms in them was 110.9 thousand and the bed-places were 244.7 thousand.

The total number of the nights spent in all accommodation establishments registered in June 2021 was 1 646.7 thousand. The nights spent by Bulgarian residents were 904.7 thousand and by foreigners - 742.0 thousand.

In June 2021, 72.3% of all nights spent by foreign citizens and 42.3% of all nights spent by Bulgarians were realized in 4 and 5 stars hotels. In 3 stars accommodation establishments were spent 20.5% of all nights by foreigners and 28.1% of all nights by Bulgarian residents, while in the rest of the accommodation establishments (with 1 and 2 stars) they were 7.2% and 28.4% respectively.

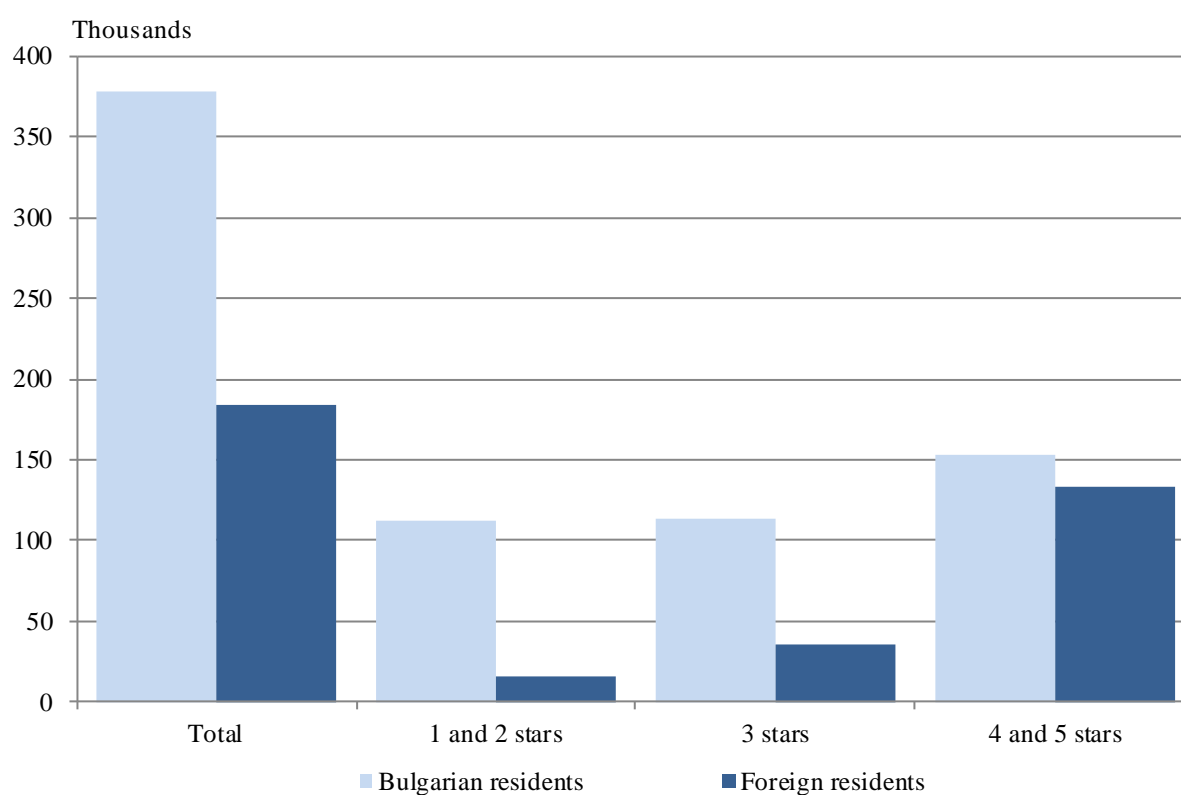
**Figure 1. Nights spent in accommodation establishments by categories and months**



<sup>1</sup> The press release does not contain comparative data due to the worldwide spread of coronavirus COVID-19 and the state of emergency on the territory of the Republic of Bulgaria declared by a Decision of the National Assembly (State Gazette No. 22/13.03.2020).

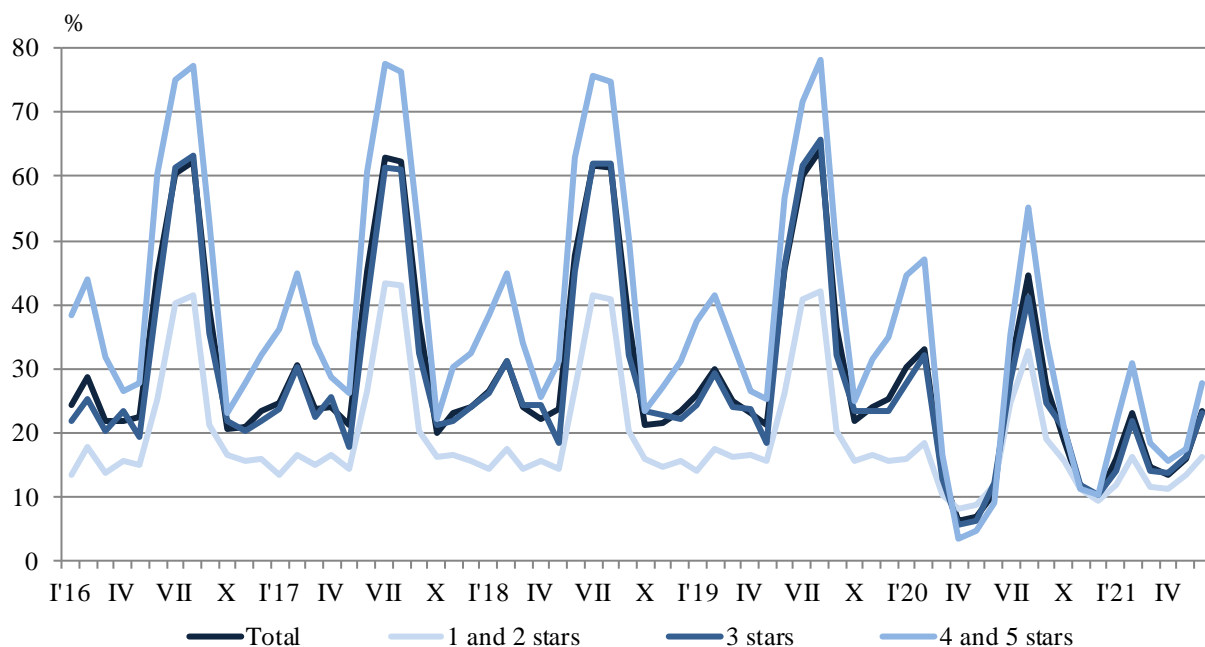
In June 2021, the number of arrivals in all accommodation establishments reached 562.4 thousand, as 67.3% were Bulgarians who spent 2.0 nights on the average. The arrivals of foreigners were 183.8 thousand, and had on average 4.0 nights, as 72.2% of them spent nights in hotels with 4 and 5 stars.

**Figure 2. Arrivals in accommodation establishments by categories in June 2021**



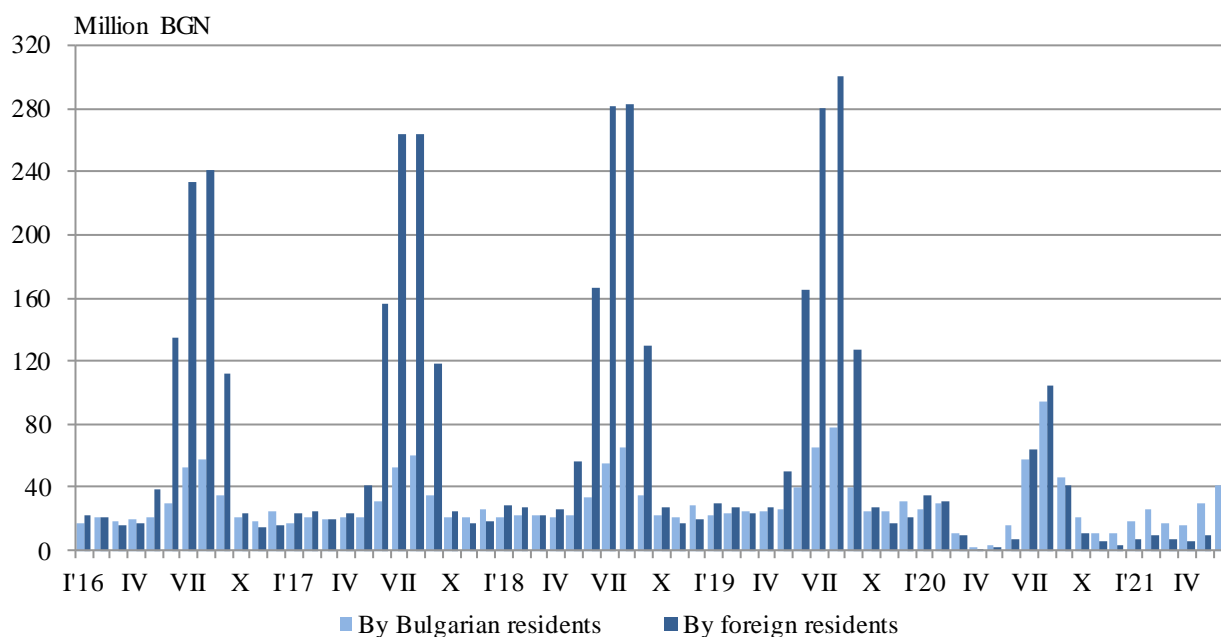
In June 2021, the total occupancy of the bed-places in accommodation establishments was 23.4%. The highest occupancy of the bed-places was in 4 and 5 stars accommodation establishments - 27.8%, followed by 3 stars accommodation establishments - 23.1%, and with 1 and 2 stars - 16.1%.

**Figure 3. Occupation of the bed-places in accommodation establishments by categories and months**



The total revenues from nights spent in June 2021 reached 82.5 million BGN, as 41.6 million BGN were from foreigners and 40.9 million BGN - from Bulgarians.

**Figure 4. Revenues from nights spent in accommodation establishments by months**



## Methodological notes

Since 2012 the statistical survey on **accommodation establishments** has been carried out monthly in compliance with the Regulation 692/2011 of the European Parliament and of the Council concerning European statistics on tourism and the Regulation 1051/2011 of the Commission implementing Regulation 692/2011 of the European Parliament and of the Council concerning European statistics on tourism, as regards the structure of the quality reports and the transmission of the data.

All categorized hotels, camping sites and other types of accommodation establishments with more than 10 bed-places in use during the reporting period are included in the observation.

The indicator **other accommodation establishments** includes the holiday settlements, hostels, guest houses, bungalows, rest houses, mountain chalets, private rooms and flats and other establishments for short accommodation.

**Available Bed Capacity** is the maximum number of bed-places on offer for each day of the reference month.

In the **revenues from nights spent** in accommodation establishments are included the sums paid by the guests, without the extra services.

Annex

Table 1

Activity of accommodation establishments in June 2021<sup>1</sup>

Districts	Establishments - in numbers	Bed-places - in numbers	Available bed-nights - in numbers	Nights spent - in numbers		Arrivals in accommodation establishments - in numbers		Revenues from nights spent - Thousand BGN	
				Total	Of which: By foreigners	Total	Of which: Foreigners	Total	Of which: By foreigners
<b>Total</b>	<b>2572</b>	<b>244672</b>	<b>7049018</b>	<b>1646718</b>	<b>741963</b>	<b>562359</b>	<b>183829</b>	<b>82523</b>	<b>41575</b>
Blagoevgrad	142	11017	319526	59376	6136	28326	2585	3332	460
Burgas	516	91042	2573380	592276	308741	138448	59142	27887	15814
Varna	288	48041	1354772	313405	220738	86563	49936	17499	12723
Veliko Tarnovo	108	4431	132000	28004	3625	15920	2283	1082	195
Vidin	24	774	22738	5969	593	3320	392	277	31
Vratsa	26	934	27443	6955	562	3596	227	250	28
Gabrovo	55	3072	87964	17746	908	10359	360	602	45
Dobrich	121	16677	496621	139058	96865	37797	21266	6246	4265
Kardzhali	63	2049	60690	13824	2930	7382	1099	568	113
Kyustendil	78	2966	85780	12464	976	7375	551	516	50
Lovech	63	3462	101199	25932	1689	12347	518	1241	79
Montana	21	933	27990	7131	353	3834	188	241	18
Pazardzhik	53	4331	124534	43391	1944	17672	577	2214	122
Pernik	8	346	10380	2839	542	1169	185	92	20
Pleven	21	1181	35430	9057	1375	4920	801	363	96
Plovdiv	220	10894	326246	86354	12096	43468	4672	4476	810
Razgrad	16	640	19200	5473	1003	2664	401	208	52
Ruse	56	2213	66390	14788	3259	8972	2140	716	183
Silistra	23	745	22350	3684	414	2535	258	175	24
Sliven	53	1772	53160	7620	964	4475	450	323	64
Smolyan	230	9326	270090	38147	880	16427	372	1593	42
Sofia	84	6852	204960	35605	3386	17083	1198	1442	169
Sofia (stolitsa)	114	12361	370830	111525	61144	57982	29681	8143	5460
Stara Zagora	62	4362	128999	41345	5231	16249	1834	1850	333
Targovishte	12	545	16350	3483	440	2024	219	161	25
Haskovo	35	1663	49810	10838	3482	6113	1976	582	262
Shumen	64	1424	41616	7324	1085	3926	394	305	60
Yambol	16	619	18570	3105	602	1413	124	139	32

<sup>1</sup> In use.