

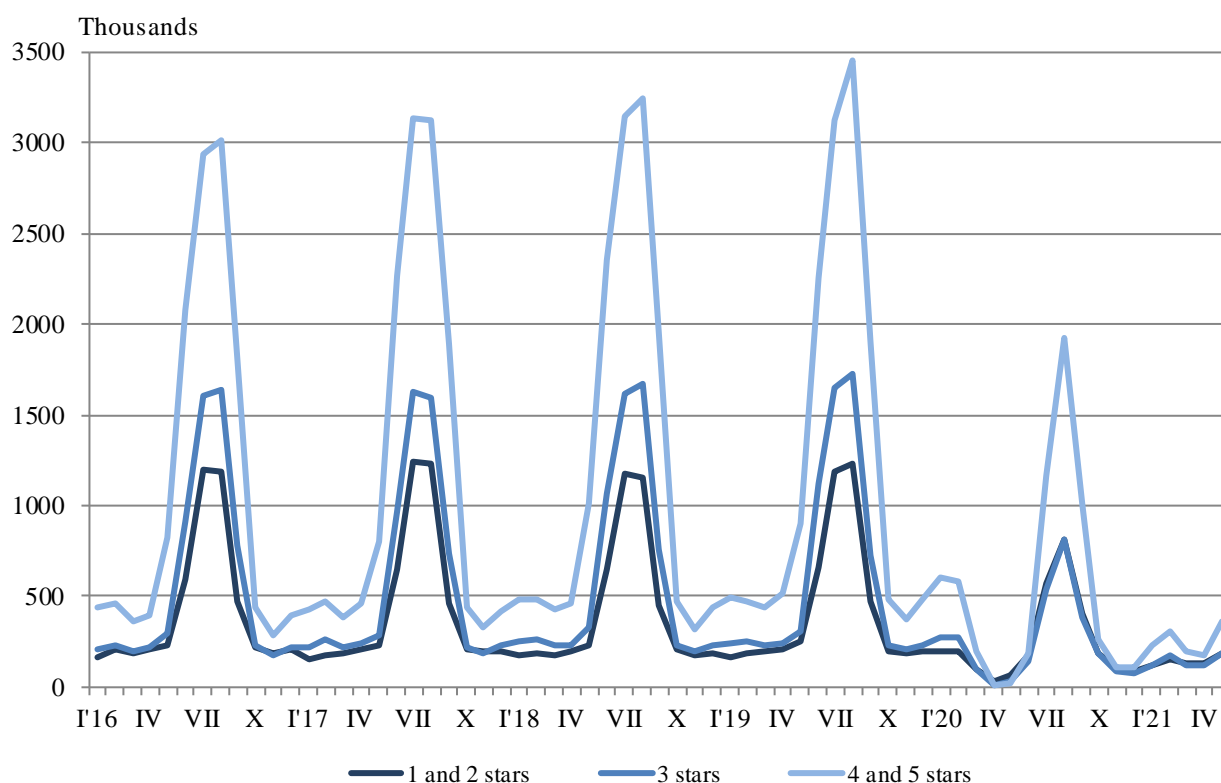
ACTIVITY OF ACCOMMODATION ESTABLISHMENTS¹ IN MAY 2021

In May 2021, during the continuing epidemic situation, 2 043 accommodation establishments - hotels, motels, camping sites, mountain chalets and other establishments for short-term accommodation with more than 10 bed-places functioned in the country (Annex, Table 1). The total number of the rooms in them was 72.4 thousand and the bed-places were 153.6 thousand.

The total number of the nights spent in all accommodation establishments registered in May 2021 was 731.7 thousand. The nights spent by Bulgarian residents were 586.3 thousand and by foreigners - 145.4 thousand.

In May 2021, 75.5% of all nights spent by foreign citizens and 43.5% of all nights spent by Bulgarians were realized in 4 and 5 stars hotels. In 3 stars accommodation establishments were spent 14.4% of all nights by foreigners and 28.1% of all nights by Bulgarian residents, while in the rest of accommodation establishments (with 1 and 2 stars) they were 10.1% and 28.4% respectively.

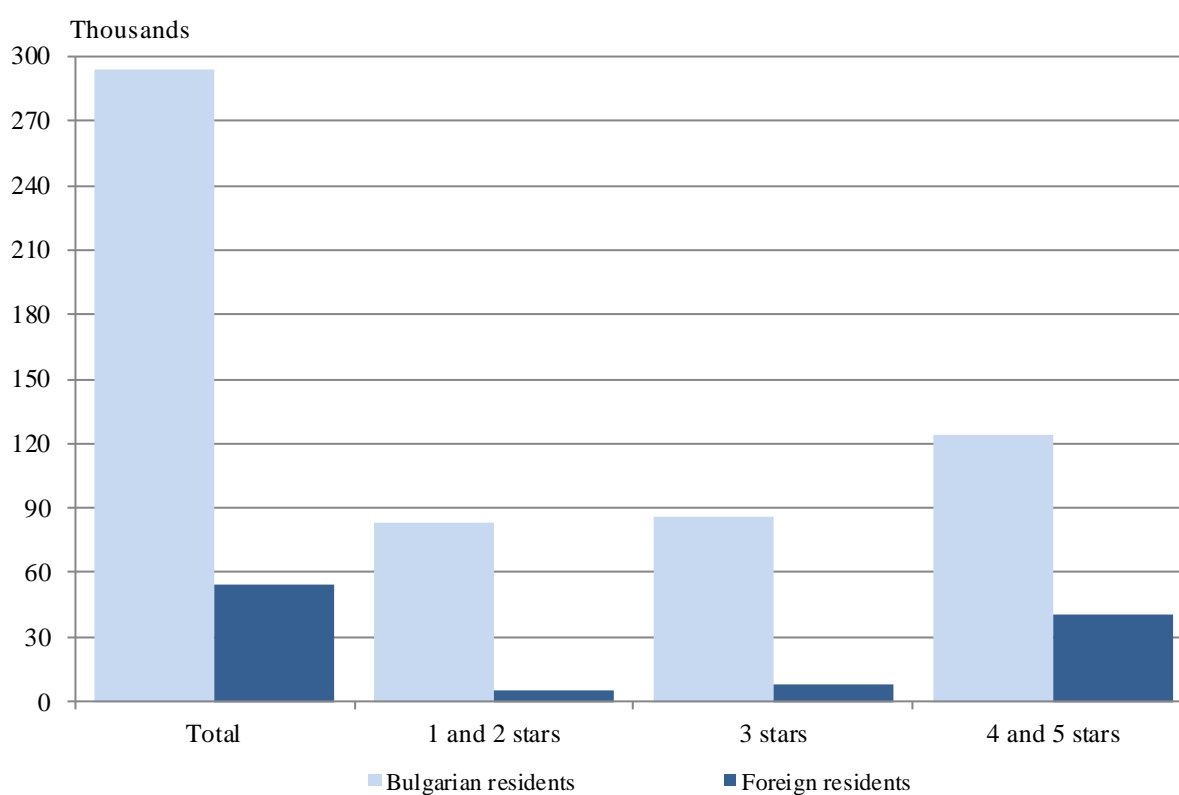
Figure 1. Nights spent in accommodation establishments by categories and months



¹ The press release does not contain comparative data due to the worldwide spread of coronavirus COVID-19 and the state of emergency on the territory of the Republic of Bulgaria declared by a Decision of the National Assembly (State Gazette No. 22/13.03.2020).

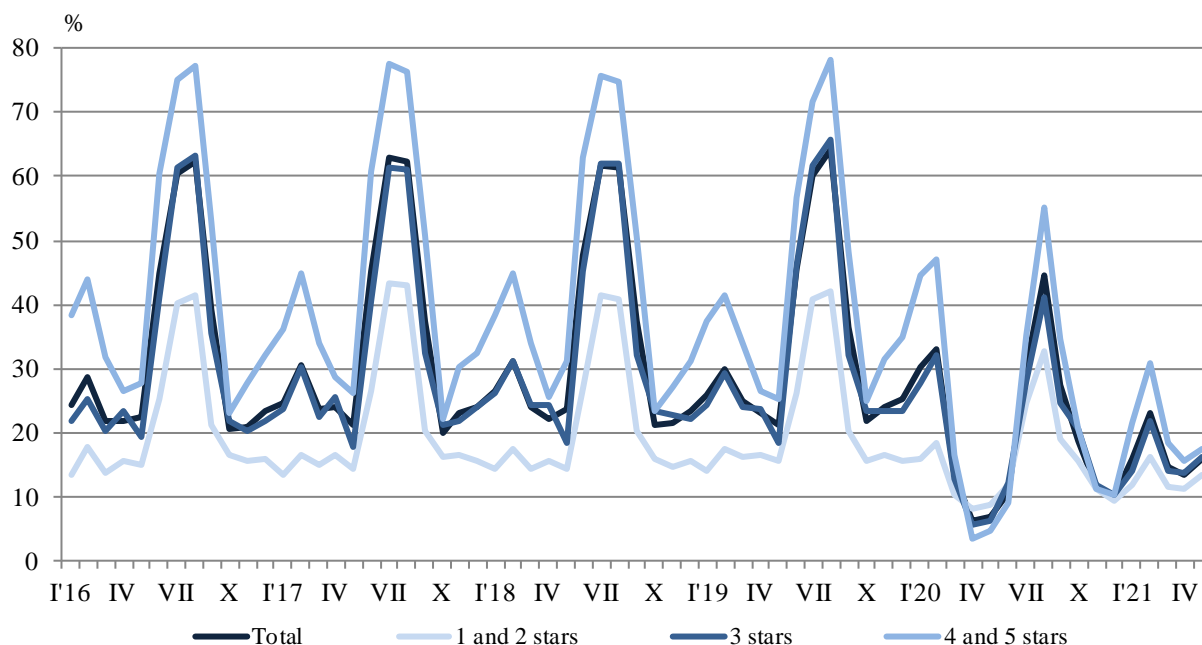
In May 2021, the number of arrivals in all accommodation establishments reached 348.4 thousand, as 84.4% were Bulgarians who spent 2.0 nights on the average. The arrivals of foreigners were 54.4 thousand, and had on average 2.7 nights, as 75.1% of them spent nights in hotels with 4 and 5 stars.

Figure 2. Arrivals in accommodation establishments by categories in May 2021



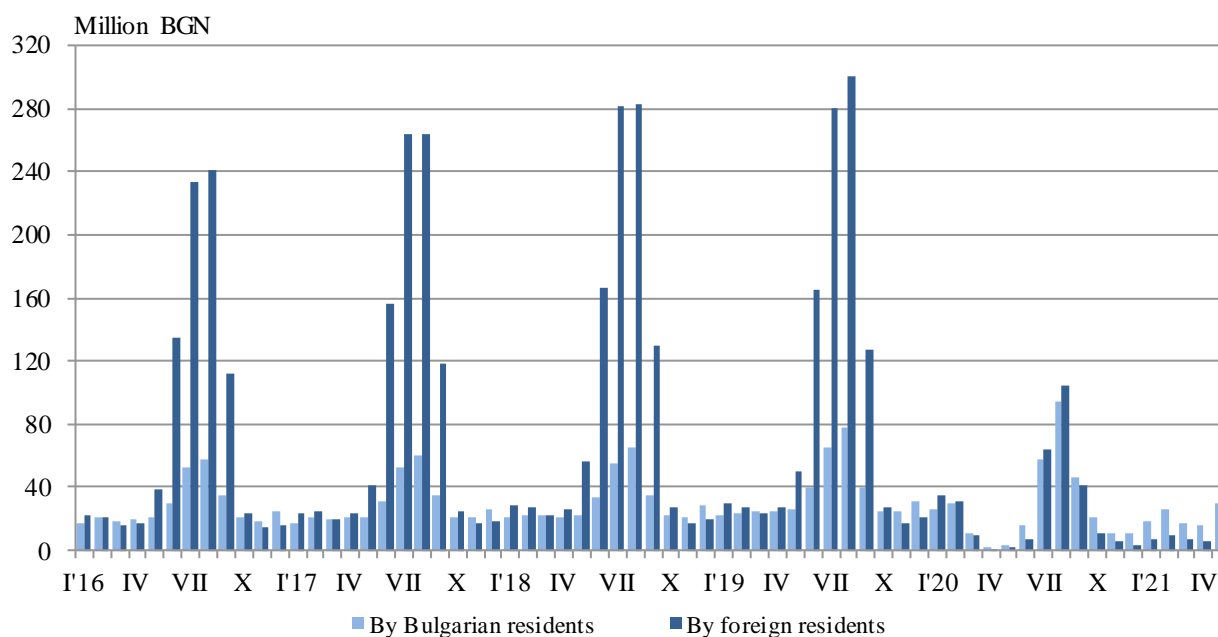
In May 2021, the total occupancy of the bed-places in accommodation establishments was 15.9%. The highest occupancy of the bed-places was in 4 and 5 stars accommodation establishments - 17.3%, followed by 3 stars accommodation establishments - 16.3%, and with 1 and 2 stars - 13.4%.

Figure 3. Occupation of the bed-places in accommodation establishments by categories and months



The total revenues from nights spent in May 2021 reached 39.6 million BGN, as 29.4 million were from Bulgarians and 10.2 million - from foreigners.

Figure 4. Revenues from nights spent in accommodation establishments by months



Methodological notes

Since 2012 the statistical survey on **accommodation establishments** has been carried out monthly in compliance with the Regulation 692/2011 of the European Parliament and of the Council concerning European statistics on tourism and the Regulation 1051/2011 of the Commission implementing Regulation 692/2011 of the European Parliament and of the Council concerning European statistics on tourism, as regards the structure of the quality reports and the transmission of the data.

All categorized hotels, camping sites and other types of accommodation establishments with more than 10 bed-places in use during the reporting period are included in the observation.

The indicator **other accommodation establishments** includes the holiday settlements, hostels, guest houses, bungalows, rest houses, mountain chalets, private rooms and flats and other establishments for short accommodation.

Available Bed Capacity is the maximum number of bed-places on offer for each day of the reference month.

In the **revenues from nights spent** in accommodation establishments are included the sums paid by the guests, without the extra services.

Annex

Table 1

Activity of accommodation establishments in May 2021¹

Districts	Establishments - in numbers	Bed-places - in numbers	Available bed-nights - in numbers	Nights spent - in numbers		Arrivals in accommodation establishments - in numbers		Revenues from nights spent - Thousand BGN	
				Total	Of which: By foreigners	Total	Of which: Foreigners	Total	Of which: By foreigners
Total	2043	153588	4593558	731704	145400	348358	54419	39609	10168
Blagoevgrad	136	10356	300613	65815	4732	30684	1612	4439	377
Burgas	184	37210	1077197	88192	20740	35156	6704	4853	1122
Varna	180	23170	674592	88302	34028	36289	9599	4672	1956
Veliko Tarnovo	106	4321	133951	24739	1579	13444	928	995	84
Vidin	24	774	22826	6143	578	2896	210	268	31
Vratsa	24	902	27862	5990	382	3001	158	230	18
Gabrovo	57	3026	89620	13333	587	7453	190	476	31
Dobrich	65	7338	227096	30090	8684	13066	3022	1833	661
Kardzhali	61	1969	60057	13540	2505	6599	493	481	67
Kyustendil	72	2769	85220	11065	..	6201	..	454	..
Lovech	64	3436	104066	24573	1041	12413	305	1159	50
Montana	22	961	29791	5879	154	2801	69	210	8
Pazardzhik	50	4094	121746	41991	1114	18453	340	2393	83
Pernik	9	371	11501	1639	..	1073	..	59	..
Pleven	23	1248	37968	6510	601	3853	289	280	43
Plovdiv	222	10920	337708	80118	7408	41809	3082	4249	486
Razgrad	16	640	19840	4019	501	2015	159	152	25
Ruse	54	2170	66898	11367	1963	7102	1159	549	111
Silistra	24	761	23521	2762	326	1866	167	122	16
Sliven	49	1541	46964	7452	1125	4341	287	335	77
Smolyan	209	7929	242911	33487	694	16296	261	1344	27
Sofia	83	6738	205162	23965	1323	12248	601	1084	76
Sofia (stolitsa)	116	12453	386043	92153	48934	46228	21743	6680	4389
Stara Zagora	61	4252	129378	27572	1125	11851	496	1255	75
Targovishte	11	479	14835	2609	271	1551	150	125	14
Haskovo	35	1663	51185	9962	3031	5255	1702	554	238
Shumen	68	1456	45136	6012	750	3135	192	250	39
Yambol	18	641	19871	2425	445	1279	99	108	27

¹ In use.

'..' - confidential data.