

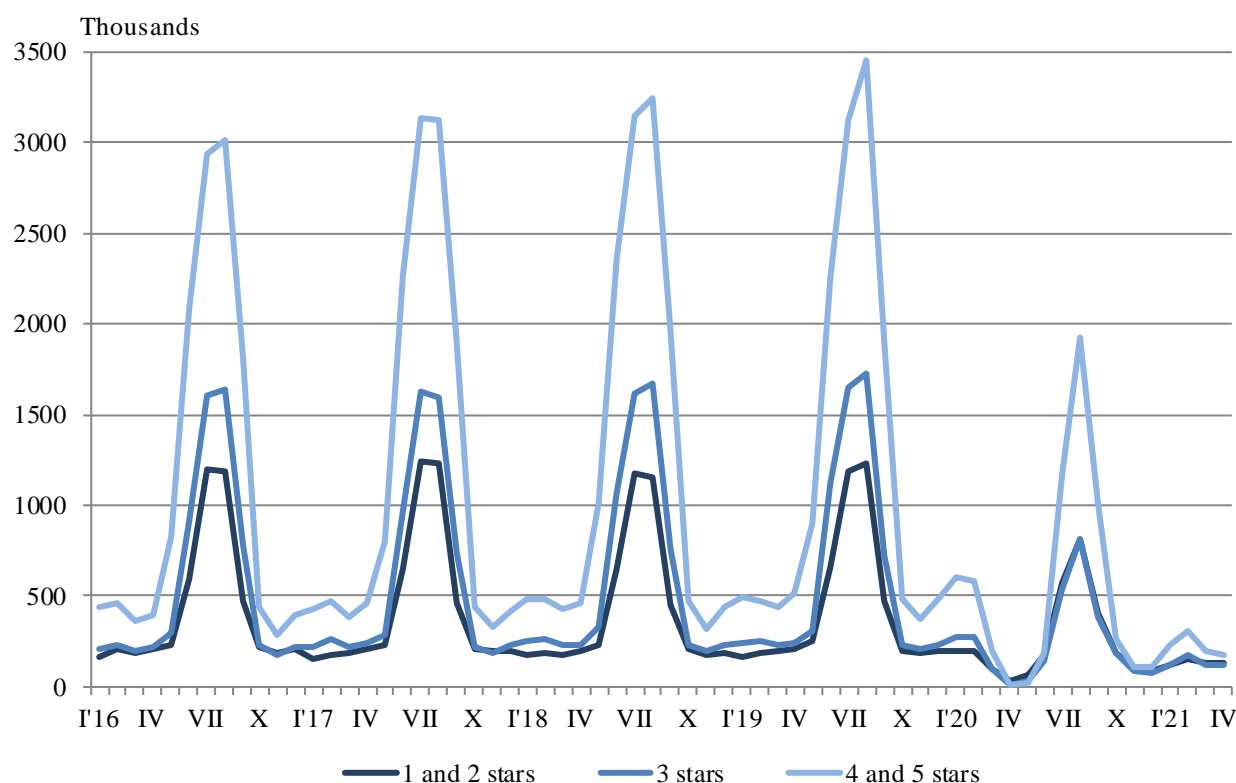
## ACTIVITY OF ACCOMMODATION ESTABLISHMENTS<sup>1</sup> IN APRIL 2021

In April 2021, during the continuing epidemic situation, 1 732 accommodation establishments - hotels, motels, camping sites, mountain chalets and other establishments for short-term accommodation with more than 10 bed-places functioned in the country (Annex, Table 1). The total number of the rooms in them was 51.3 thousand and the bed-places were 103.8 thousand.

The total number of the nights spent in all accommodation establishments registered in April 2021 was 413.7 thousand. The nights spent by Bulgarian residents were 333.0 thousand and by foreigners - 80.7 thousand.

In April 2021, 68.5% of all nights spent by foreign citizens and 35.4% of all nights spent by Bulgarians were realized in 4 and 5 stars hotels. In 3 stars accommodation establishments were spent 20.0% of all nights by foreigners and 29.7% of all nights by Bulgarian residents, while in the rest of accommodation establishments (with 1 and 2 stars) they were 11.5% and 34.9% respectively.

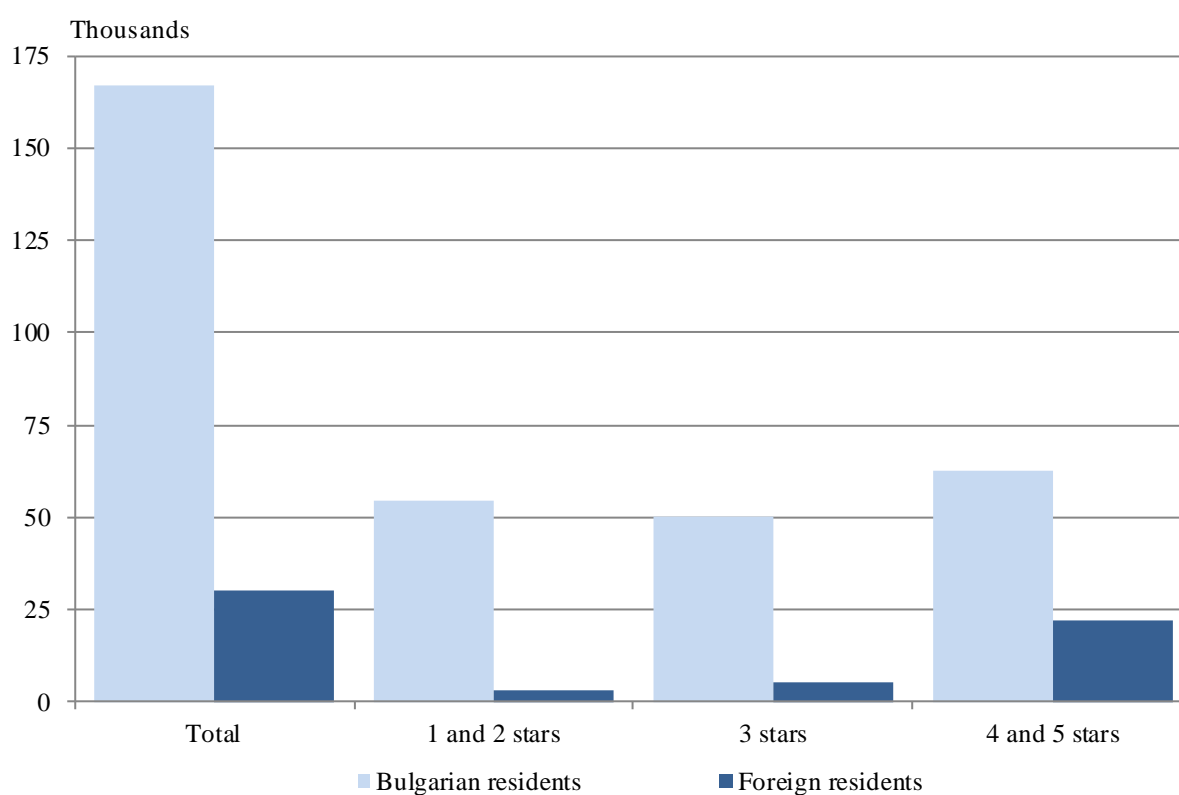
**Figure 1. Nights spent in accommodation establishments by categories and months**



<sup>1</sup> The press release does not contain comparative data due to the worldwide spread of coronavirus COVID-19 and the state of emergency on the territory of the Republic of Bulgaria declared by a Decision of the National Assembly (State Gazette No. 22/13.03.2020).

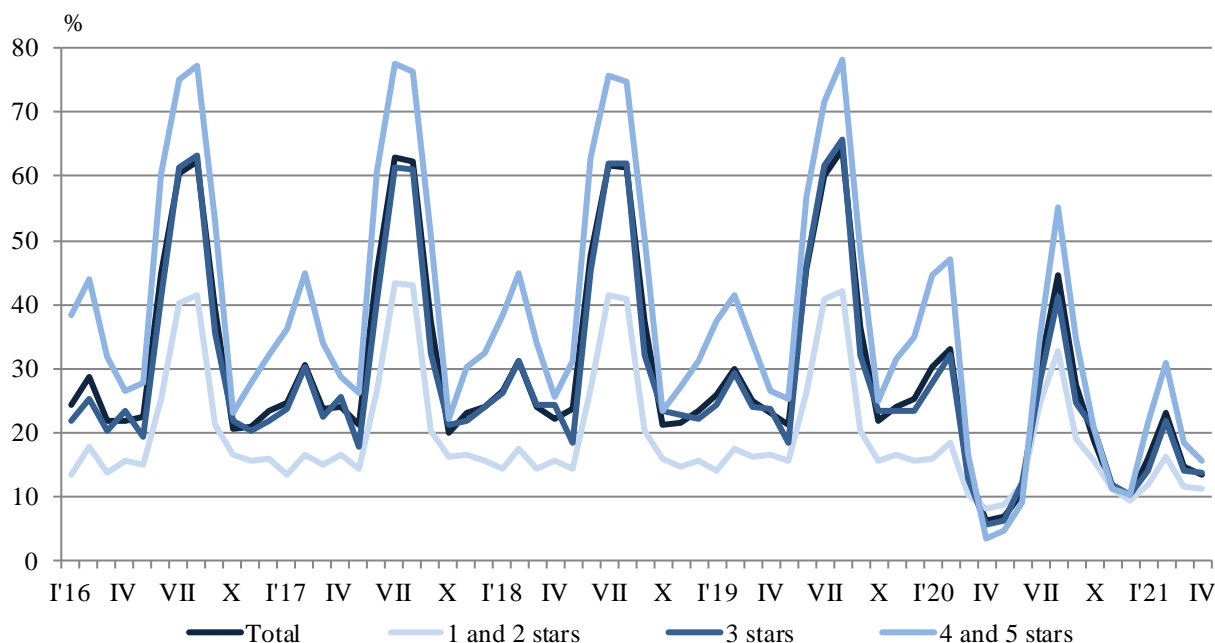
In April 2021, the number of arrivals in all accommodation establishments reached 197.2 thousand, as 84.8% were Bulgarians who spent 2.0 nights on the average. The arrivals of foreigners were 30.0 thousand, and had on average 2.7 nights, as 73.0% of them spent nights in hotels with 4 and 5 stars.

**Figure 2. Arrivals in accommodation establishments by categories in April 2021**



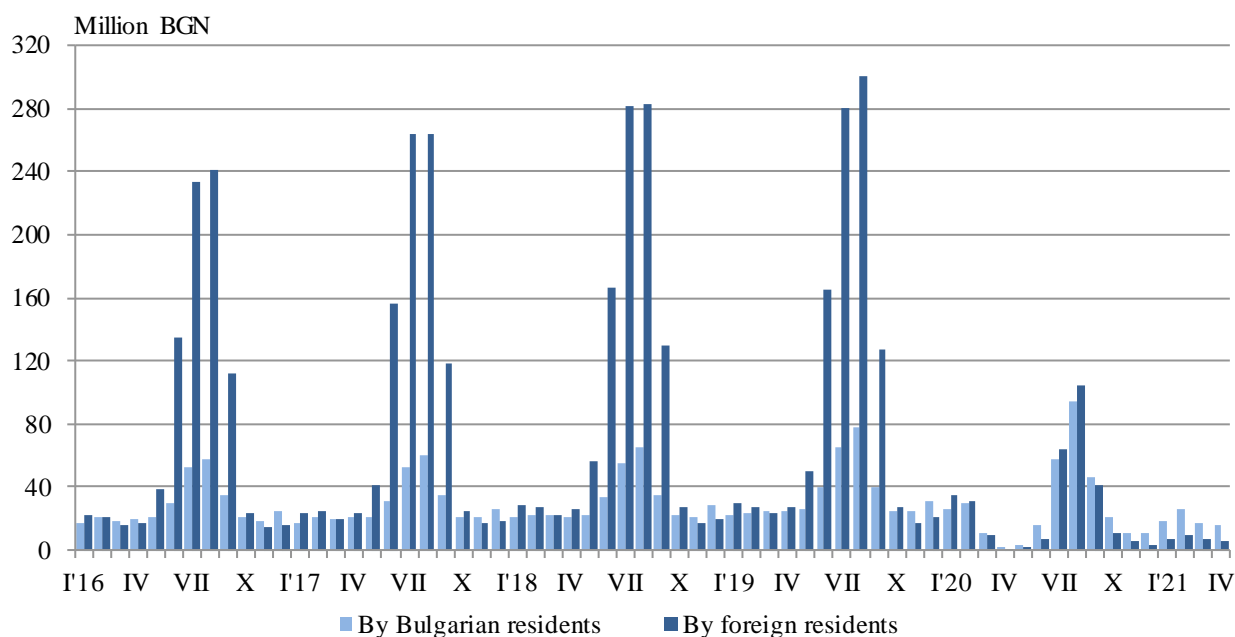
In April 2021, the total occupancy of the bed-places in accommodation establishments was 13.5%. The highest occupancy of the bed-places was in 4 and 5 stars accommodation establishments - 15.7%, followed by 3 stars accommodation establishments - 13.6%, and with 1 and 2 stars - 11.3%.

**Figure 3. Occupation of the bed-places in accommodation establishments by categories and months**



The total revenues from nights spent in April 2021 reached 21.9 million BGN, as 16.1 million were from Bulgarians and 5.8 million - from foreigners.

**Figure 4. Revenues from nights spent in accommodation establishments by months**



## Methodological notes

Since 2012 the statistical survey on **accommodation establishments** has been carried out monthly in compliance with the Regulation 692/2011 of the European Parliament and of the Council concerning European statistics on tourism and the Regulation 1051/2011 of the Commission implementing Regulation 692/2011 of the European Parliament and of the Council concerning European statistics on tourism, as regards the structure of the quality reports and the transmission of the data.

All categorized hotels, camping sites and other types of accommodation establishments with more than 10 bed-places in use during the reporting period are included in the observation.

The indicator **other accommodation establishments** includes the holiday settlements, hostels, guest houses, bungalows, rest houses, mountain chalets, private rooms and flats and other establishments for short accommodation.

**Available Bed Capacity** is the maximum number of bed-places on offer for each day of the reference month.

In the **revenues from nights spent** in accommodation establishments are included the sums paid by the guests, without the extra services.

Annex

Table 1

Activity of accommodation establishments in April 2021<sup>1</sup>

Districts	Establishments - in numbers	Bed-places - in numbers	Available bed-nights - in numbers	Nights spent - in numbers		Arrivals in accommodation establishments - in numbers		Revenues from nights spent - Thousand BGN	
				Total	Of which: By foreigners	Total	Of which: Foreigners	Total	Of which: By foreigners
<b>Total</b>	<b>1732</b>	<b>103848</b>	<b>3055603</b>	<b>413721</b>	<b>80757</b>	<b>197174</b>	<b>30036</b>	<b>21854</b>	<b>5809</b>
Blagoevgrad	127	10336	289551	40555	4573	19772	1716	2395	324
Burgas	85	8208	237557	22647	2439	10990	970	1382	189
Varna	135	12216	352300	32765	10881	14176	2808	1623	608
Veliko Tarnovo	94	4088	122510	19882	818	8320	405	682	49
Vidin	24	774	23820	3734	422	1577	131	152	19
Vratsa	23	871	25738	5138	510	2004	128	176	24
Gabrovo	53	2905	87150	6333	252	3286	82	226	13
Dobrich	43	3937	118110	9445	605	4644	267	526	55
Kardzhali	54	1805	54150	10209	1830	4575	485	340	48
Kyustendil	62	2437	73110	7283	..	4215	..	298	..
Lovech	56	3042	89534	15015	1516	6063	265	705	71
Montana	20	919	27570	3388	115	1937	66	137	6
Pazardzhik	44	3775	107281	25160	604	12104	241	1461	40
Pernik	9	404	12120	1332	..	676	..	44	..
Pleven	21	988	29640	5223	618	2537	171	269	51
Plovdiv	202	9707	290602	49045	6206	25169	2074	2588	352
Razgrad	16	660	19800	4120	513	1477	140	162	28
Ruse	53	2107	63120	8614	1064	5227	682	386	65
Silistra	23	739	22170	1976	255	1244	62	95	14
Sliven	44	1380	41400	4556	805	2517	170	210	58
Smolyan	176	6885	202920	14669	433	7237	177	604	21
Sofia	76	5435	162690	21161	2548	9126	736	877	123
Sofia (stolitsa)	111	12057	360300	69477	38444	33703	16398	5004	3367
Stara Zagora	58	4074	119490	16302	924	7005	291	809	52
Targovishte	11	479	14370	2188	337	1271	146	117	18
Haskovo	34	1623	48690	7001	2454	3029	966	316	134
Shumen	60	1353	40590	4558	678	2434	201	183	29
Yambol	18	644	19320	1945	337	859	69	87	20

<sup>1</sup> In use.

'..' - confidential data.