

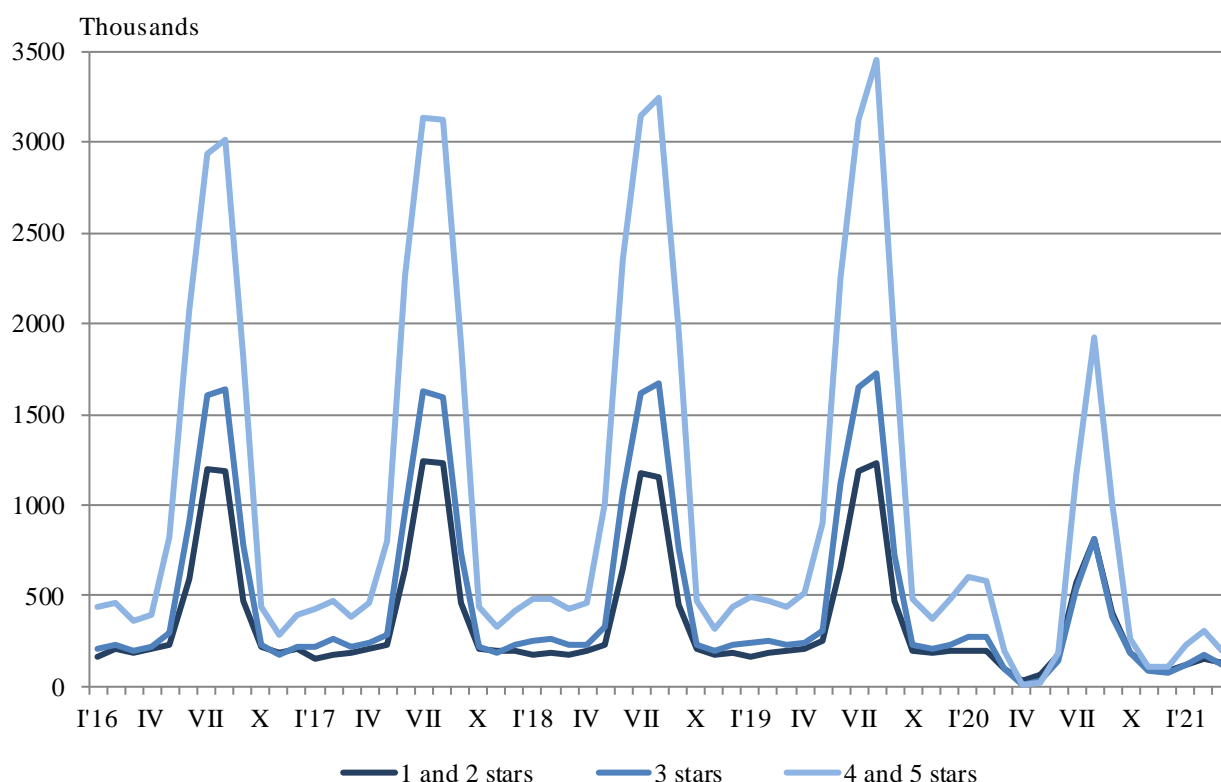
ACTIVITY OF ACCOMMODATION ESTABLISHMENTS IN MARCH 2021

In March 2021, during the continuing epidemic situation, 1 719 accommodation establishments - hotels, motels, camping sites, mountain chalets and other establishments for short-term accommodation with more than 10 bed-places functioned in the country (Annex, Table 1). The total number of the rooms in them was 49.0 thousand and the bed-places were 98.8 thousand. In comparison with March 2020, when the state of emergency was first introduced in the country in connection with the global spread of the COVID-19, the total number of accommodation establishments (functioned during the period) increased by 3.4%, while the bed-places in them decreased by 5.3%.

The total number of the nights spent in all accommodation establishments registered in March 2021 was 439.5 thousand, or by 15.4% more in comparison with the same month of the previous year, as the greatest increase (by 32.1%) was observed in 1 and 2 stars accommodation establishments.

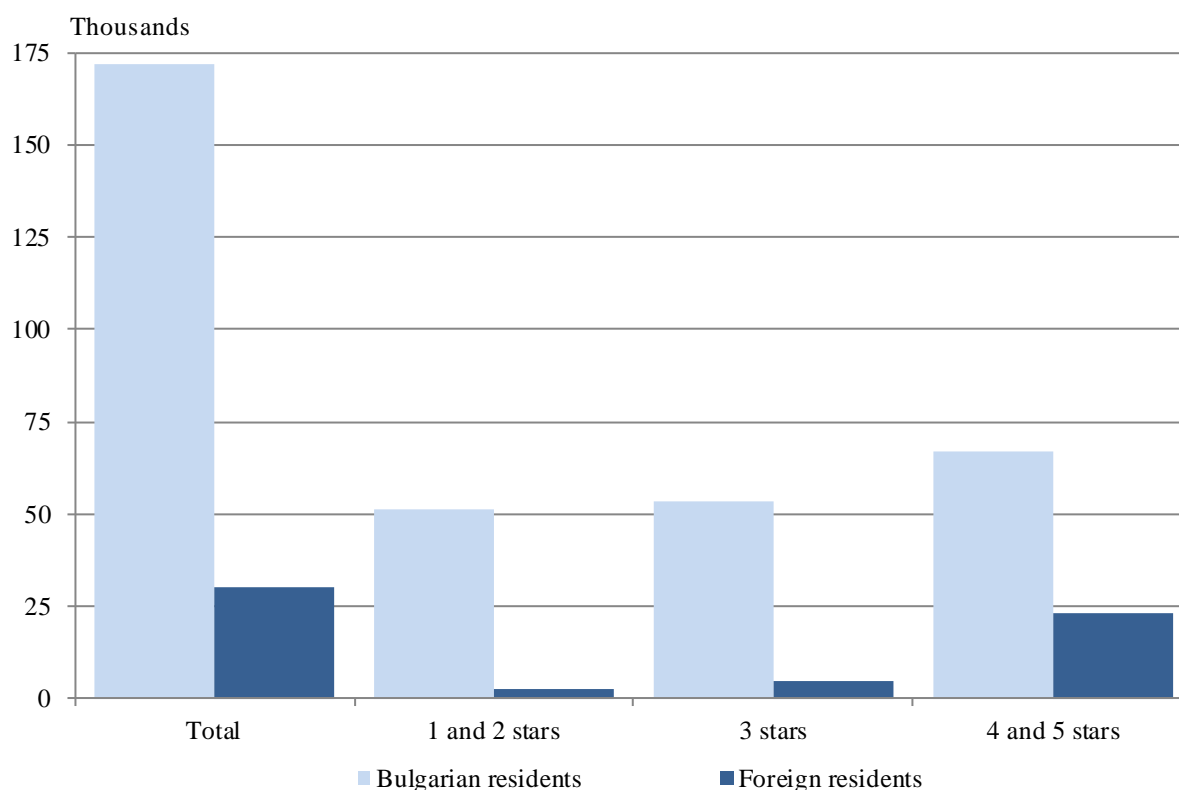
In March 2021, 73.1% of all nights spent by foreign citizens and 37.5% of all nights spent by Bulgarians were realized in 4 and 5 stars hotels. In 3 stars accommodation establishments were spent 16.1% of all nights by foreigners and 30.0% of all nights by Bulgarian residents, while in the rest of accommodation establishments (with 1 and 2 stars) they were 10.8% and 32.5% respectively.

Figure 1. Nights spent in accommodation establishments by categories and months



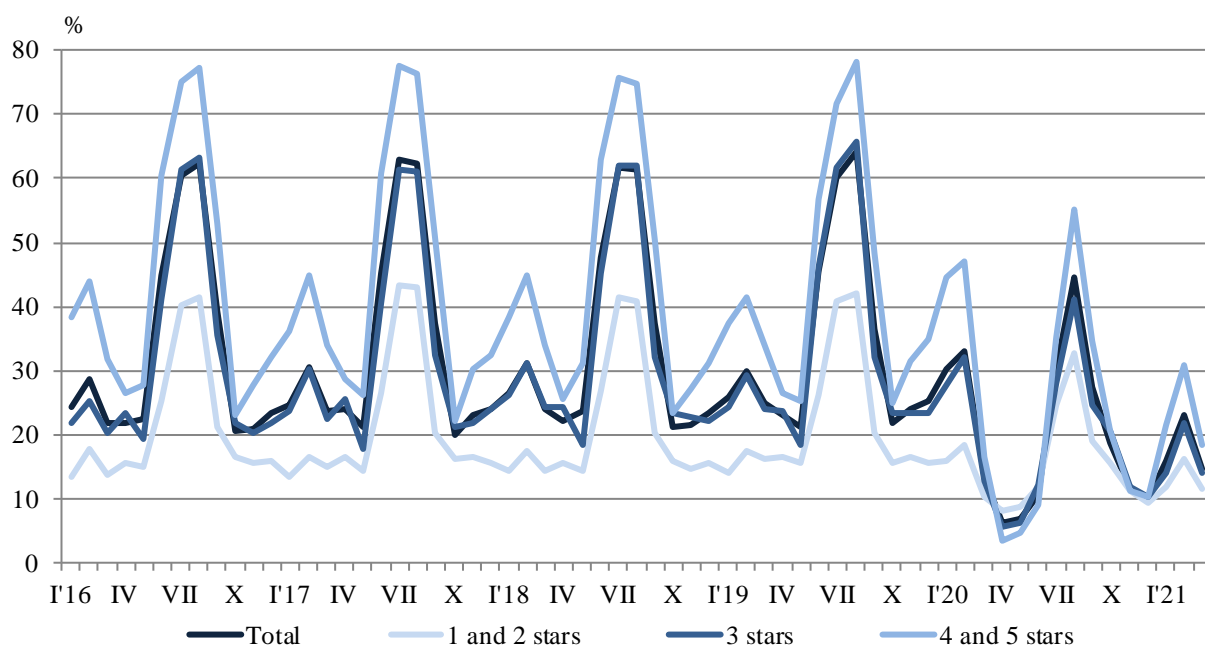
In March 2021, the number of arrivals in all accommodation establishments increased by 24.3% compared to the same month of 2020 and reached 202.0 thousand, as an increase by 51.1% for Bulgarians and a decrease by 38.2% for foreigners was registered. Bulgarians who spent nights in accommodation establishments in March 2021 were 171.9 thousand and spent 2.1 nights on the average. The arrivals of foreigners were 30.1 thousand, and had on average 2.7 nights, as 75.8% of them spent nights in hotels with 4 and 5 stars.

Figure 2. Arrivals in accommodation establishments by categories in March 2021



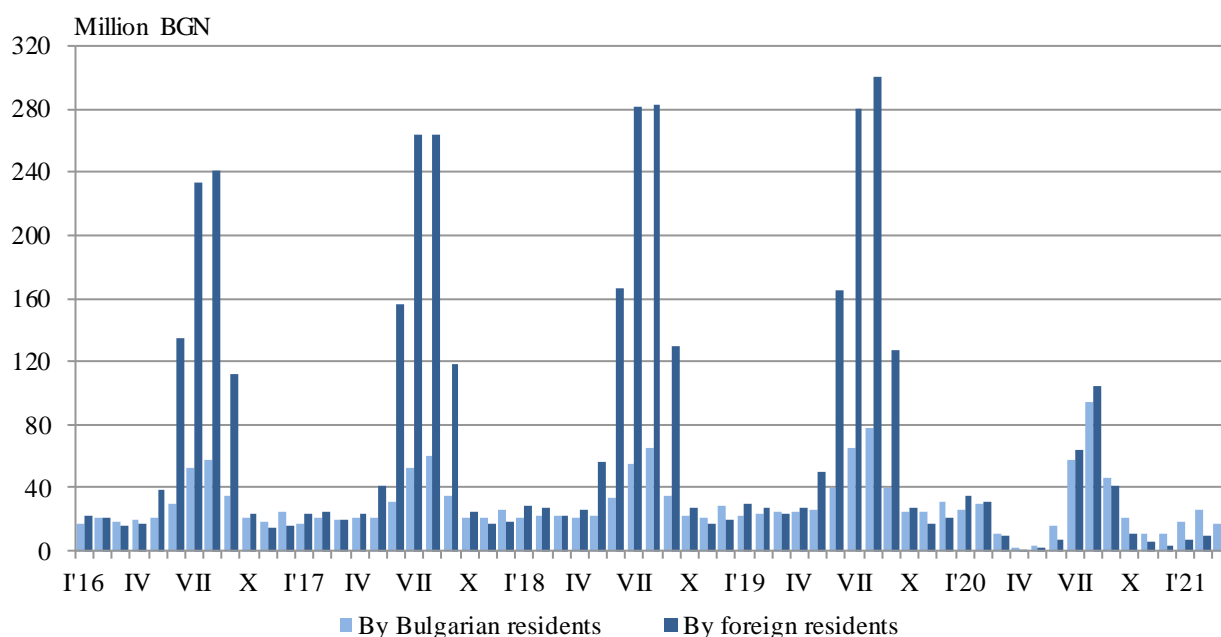
In March 2021, the total occupancy of the bed-places in accommodation establishments was 14.6% and increased by 1.3 percentage points compared to March 2020. The highest occupancy of the bed-places was in 4 and 5 stars accommodation establishments - 18.4%, followed by 3 stars accommodation establishments - 14.0%, and with 1 and 2 stars - 11.4%.

Figure 3. Occupation of the bed-places in accommodation establishments by categories and months



The total revenues from nights spent in March 2021 reached 24.6 million BGN or by 16.6% more compared to March 2020. An increase in revenues from Bulgarians by 57.7% was registered, while the revenues from foreigners decreased by 29.7%.

Figure 4. Revenues from nights spent in accommodation establishments by months



Methodological notes

Since 2012 the statistical survey on **accommodation establishments** has been carried out monthly in compliance with the Regulation 692/2011 of the European Parliament and of the Council concerning European statistics on tourism and the Regulation 1051/2011 of the Commission implementing Regulation 692/2011 of the European Parliament and of the Council concerning European statistics on tourism, as regards the structure of the quality reports and the transmission of the data.

All categorized hotels, camping sites and other types of accommodation establishments with more than 10 bed-places in use during the reporting period are included in the observation.

The indicator **other accommodation establishments** includes the holiday settlements, hostels, guest houses, bungalows, rest houses, mountain chalets, private rooms and flats and other establishments for short accommodation.

Available Bed Capacity is the maximum number of bed-places on offer for each day of the reference month.

In the **revenues from nights spent** in accommodation establishments are included the sums paid by the guests, without the extra services.

Annex

Table 1

Activity of accommodation establishments in March 2021¹

Districts	Establishments - in numbers	Bed-places - in numbers	Available bed-nights - in numbers	Nights spent - in numbers		Arrivals in accommodation establishments - in numbers		Revenues from nights spent - Thousand BGN	
				Total	Of which: By foreigners	Total	Of which: Foreigners	Total	Of which: By foreigners
Total	1719	98760	3009754	439542	81558	202015	30093	24620	6983
Blagoevgrad	147	11419	339079	54889	15410	23134	4737	3553	1210
Burgas	74	4450	136110	16206	1724	7381	581	898	146
Varna	112	7664	237309	25082	7339	10603	1576	1259	436
Veliko Tarnovo	95	4065	125065	18312	855	6942	299	601	42
Vidin	22	761	23531	2268	277	1442	114	92	13
Vratsa	22	886	27466	3787	217	1530	89	120	15
Gabrovo	52	2798	86659	6784	284	3379	84	247	17
Dobrich	34	2718	83970	8617	428	4426	170	499	28
Kardzhali	48	1510	45965	7143	1634	2950	437	204	45
Kyustendil	57	2226	68236	5955	..	3490	132	249	..
Lovech	57	3078	92373	12837	336	6109	91	603	15
Montana	18	874	27094	3049	91	1770	41	119	4
Pazardzhik	47	4081	122023	29162	521	13879	167	1700	34
Pernik	7	326	10106	1263	..	651	30	45	..
Pleven	18	880	27280	5607	878	2014	180	237	62
Plovdiv	192	9549	295216	44909	3868	23563	1497	2231	237
Razgrad	17	676	20956	3702	579	1274	118	139	30
Ruse	55	2190	67890	6664	951	3868	471	317	52
Silistra	22	712	22050	2307	299	1454	78	103	16
Sliven	38	1217	37727	4223	655	2182	135	171	45
Smolyan	218	9753	282573	40246	1851	15436	546	2113	119
Sofia	84	7152	220812	45910	5966	19144	1828	2369	448
Sofia (stolitsa)	108	11888	368528	60603	31603	31120	14775	5281	3637
Stara Zagora	56	4027	122138	15292	1246	7210	380	767	79
Targovishte	12	518	16044	2204	430	1229	141	110	23
Haskovo	31	1398	43290	6906	2871	3016	1135	352	168
Shumen	58	1303	40393	3666	395	1982	141	155	19
Yambol	18	641	19871	1949	490	837	120	86	25

¹ In use.

'..' - confidential data.