

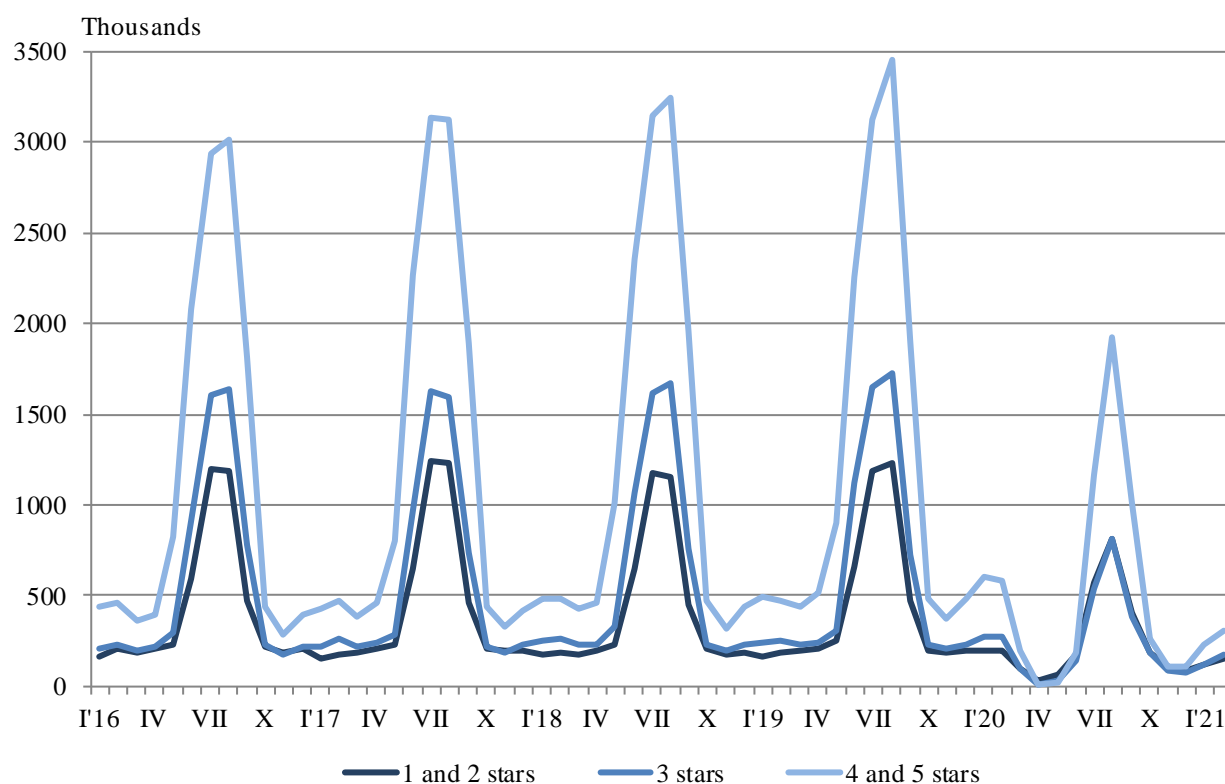
## ACTIVITY OF ACCOMMODATION ESTABLISHMENTS IN FEBRUARY 2021

In February 2021, during the continuing epidemic situation, 1 666 accommodation establishments - hotels, motels, camping sites, mountain chalets and other establishments for short-term accommodation with more than 10 bed-places functioned in the country (Annex, Table 1). The total number of the rooms in them was 48.6 thousand and the bed-places were 97.8 thousand. In comparison with February 2020, the total number of accommodation establishments (functioned during the period) decreased by 11.1% and the bed-places in them - by 12.9%.

The total number of the nights spent in all accommodation establishments registered in February 2021 was 627.7 thousand, or by 40.4% less in comparison with the same month of the previous year, as the greatest drop (by 47.6%) was observed in 4 and 5 stars accommodation establishments.

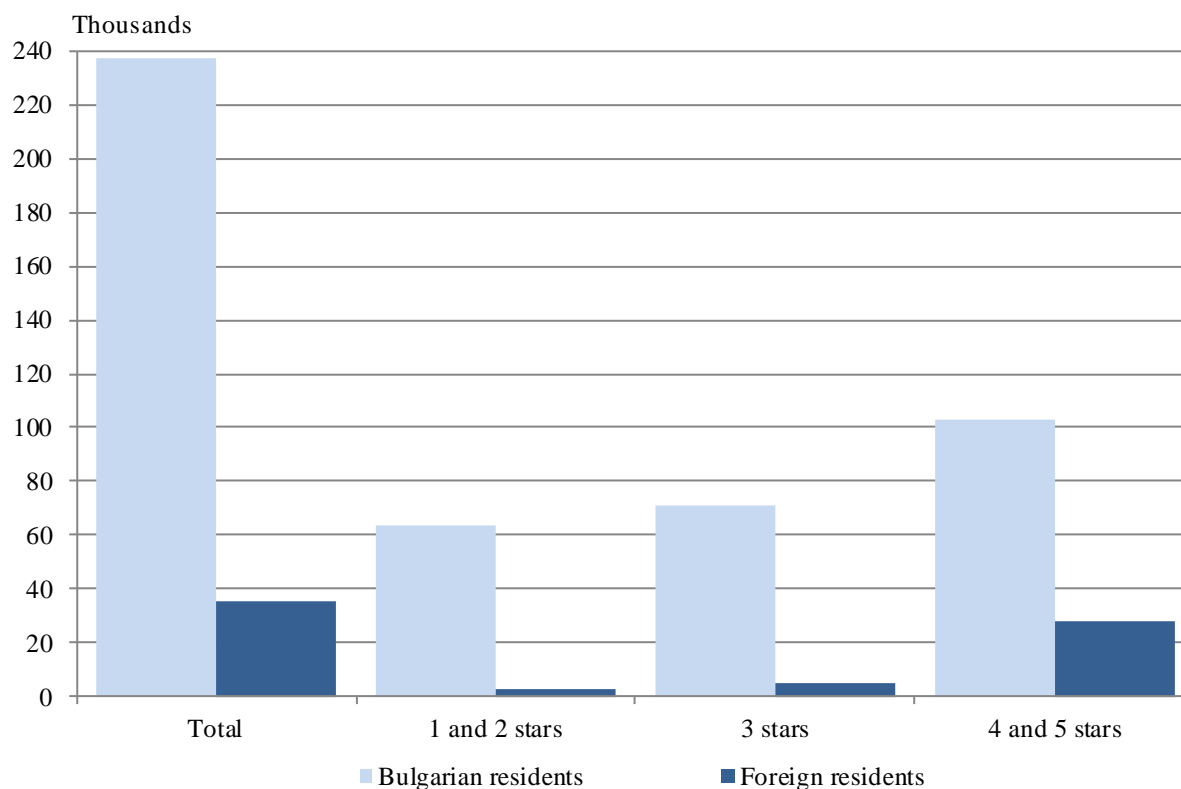
In February 2021, 77.2% of all nights spent by foreign citizens and 42.1% of all nights spent by Bulgarians were realized in 4 and 5 stars hotels. In 3 stars accommodation establishments were spent 15.0% of all nights by foreigners and 29.6% of all nights by Bulgarian residents, while in the rest of accommodation establishments (with 1 and 2 stars) they were 7.8% and 28.3% respectively.

**Figure 1. Nights spent in accommodation establishments by categories and months**



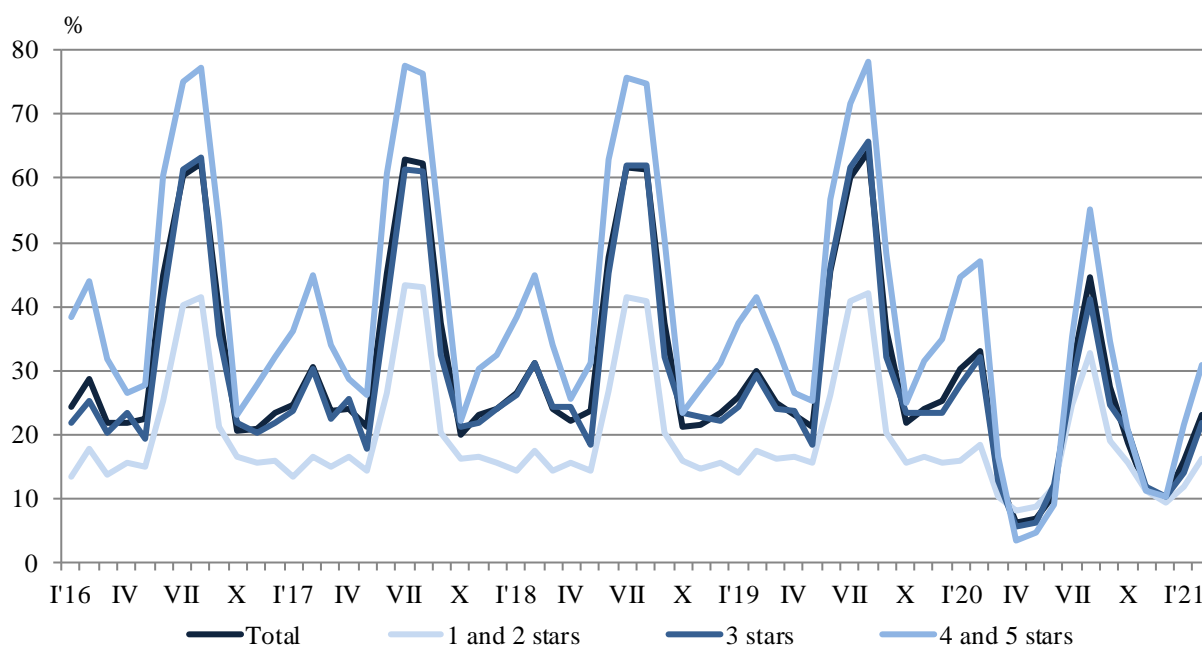
In February 2021, the number of arrivals in all accommodation establishments decreased by 38.4% compared to the same month of 2020 and reached 272.8 thousand. A drop for foreign citizens by 75.2% was registered. The arrivals of Bulgarians also decreased by 20.8%. Bulgarians who spent nights in accommodation establishments in February 2021 were 237.3 thousand and spent 2.2 nights on the average. The arrivals of foreigners were 35.5 thousand, and had on average 3.3 nights, as 78.2% of them spent nights in hotels with 4 and 5 stars.

**Figure 2. Arrivals in accommodation establishments by categories in February 2021**



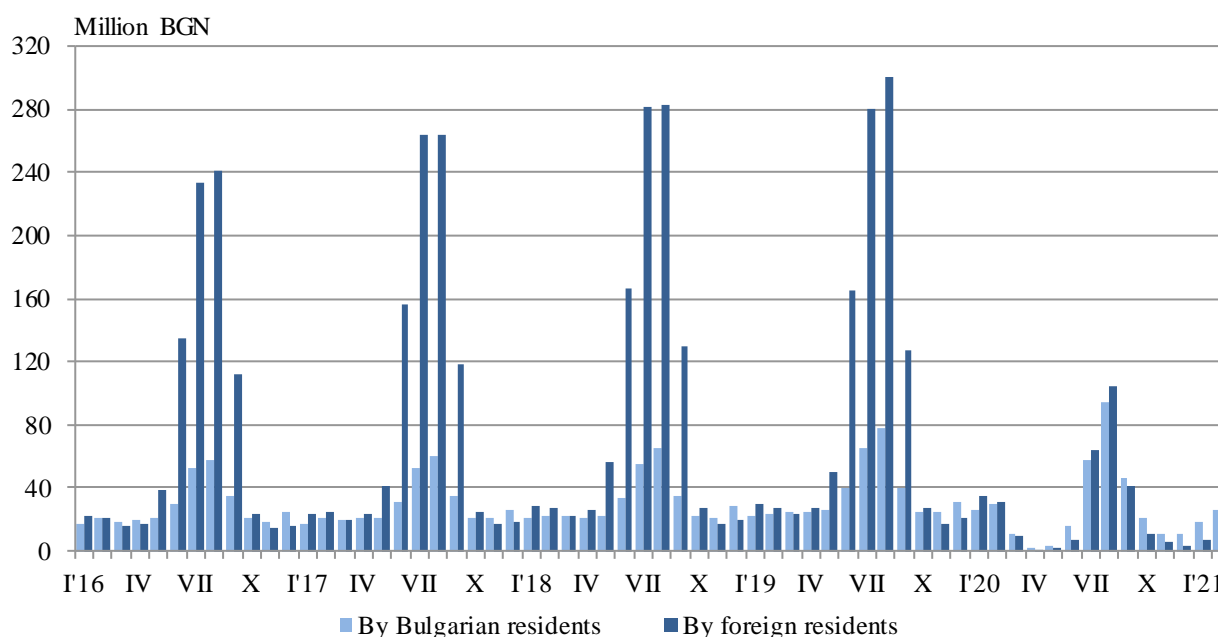
In February 2021, the total occupancy of the bed-places in accommodation establishments was 23.1% and decreased by 10.0 percentage points compared to February 2020. The highest occupancy of the bed-places was in 4 and 5 stars accommodation establishments - 30.8%, followed by 3 stars accommodation establishments - 21.9%, and with 1 and 2 stars - 16.1%.

**Figure 3. Occupation of the bed-places in accommodation establishments by categories and months**



The total revenues from nights spent in February 2021 reached 35.2 million BGN or by 42.1% less compared to February 2020. A drop of the revenues from foreigners by 69.5% was registered and the revenues from Bulgarians decreased by 13.6%.

**Figure 4. Revenues from nights spent in accommodation establishments by months**



## Methodological notes

Since 2012 the statistical survey on **accommodation establishments** has been carried out monthly in compliance with the Regulation 692/2011 of the European Parliament and of the Council concerning European statistics on tourism and the Regulation 1051/2011 of the Commission implementing Regulation 692/2011 of the European Parliament and of the Council concerning European statistics on tourism, as regards the structure of the quality reports and the transmission of the data.

All categorized hotels, camping sites and other types of accommodation establishments with more than 10 bed-places in use during the reporting period are included in the observation.

The indicator **other accommodation establishments** includes the holiday settlements, hostels, guest houses, bungalows, rest houses, mountain chalets, private rooms and flats and other establishments for short accommodation.

**Available Bed Capacity** is the maximum number of bed-places on offer for each day of the reference month.

In the **revenues from nights spent** in accommodation establishments are included the sums paid by the guests, without the extra services.

Annex

Table 1

Activity of accommodation establishments in February 2021<sup>1</sup>

Districts	Establishments - in numbers	Bed-places - in numbers	Available bed-nights - in numbers	Nights spent - in numbers		Arrivals in accommodation establishments - in numbers		Revenues from nights spent - Thousand BGN	
				Total	Of which: By foreigners	Total	Of which: Foreigners	Total	Of which: By foreigners
<b>Total</b>	<b>1666</b>	<b>97832</b>	<b>2718972</b>	<b>627699</b>	<b>117040</b>	<b>272789</b>	<b>35461</b>	<b>35242</b>	<b>9449</b>
Blagoevgrad	158	12299	340194	110930	38621	41845	10620	7220	3221
Burgas	70	4279	116494	15698	1732	7303	564	844	145
Varna	110	7269	203532	24925	6644	11712	1405	1276	393
Veliko Tarnovo	82	3495	97580	12956	1043	6772	291	518	49
Vidin	23	774	21672	1826	208	1056	75	79	9
Vratsa	21	851	23492	5119	214	2484	87	126	13
Gabrovo	49	2632	73696	7280	331	3551	99	285	23
Dobrich	29	2399	66780	11218	541	5886	216	696	36
Kardzhali	45	1486	41608	7968	862	3296	296	217	28
Kyustendil	56	2355	65940	10016	..	5942	..	412	..
Lovech	52	2931	79400	18345	390	10560	99	900	15
Montana	14	713	19572	3187	117	1632	58	125	5
Pazardzhik	47	4051	110424	43165	610	20383	199	2443	40
Pernik	7	326	9128	1111	..	476	..	37	..
Pleven	18	880	24640	4162	930	1653	248	181	62
Plovdiv	176	9080	253646	61033	4043	30787	1374	2917	252
Razgrad	15	638	17864	2760	365	1066	116	118	16
Ruse	50	2038	57064	6606	741	4139	441	299	41
Silistra	22	734	20552	1756	192	1060	49	62	7
Sliven	41	1352	37111	5630	890	3140	150	230	71
Smolyan	228	10720	299880	100886	6503	33920	1576	5416	418
Sofia	84	7396	206190	83844	20262	31708	5100	5209	1673
Sofia (stolitsa)	106	11776	329728	59519	27979	29902	11376	4237	2725
Stara Zagora	51	3784	104347	16088	1279	6987	331	868	77
Targovishte	10	455	12740	1889	291	1041	97	100	19
Haskovo	29	1235	34064	4884	1347	1613	217	218	60
Shumen	57	1269	34414	3354	305	2158	135	139	15
Yambol	16	615	17220	1544	291	717	59	70	19

<sup>1</sup> In use.

'..' - confidential data.