

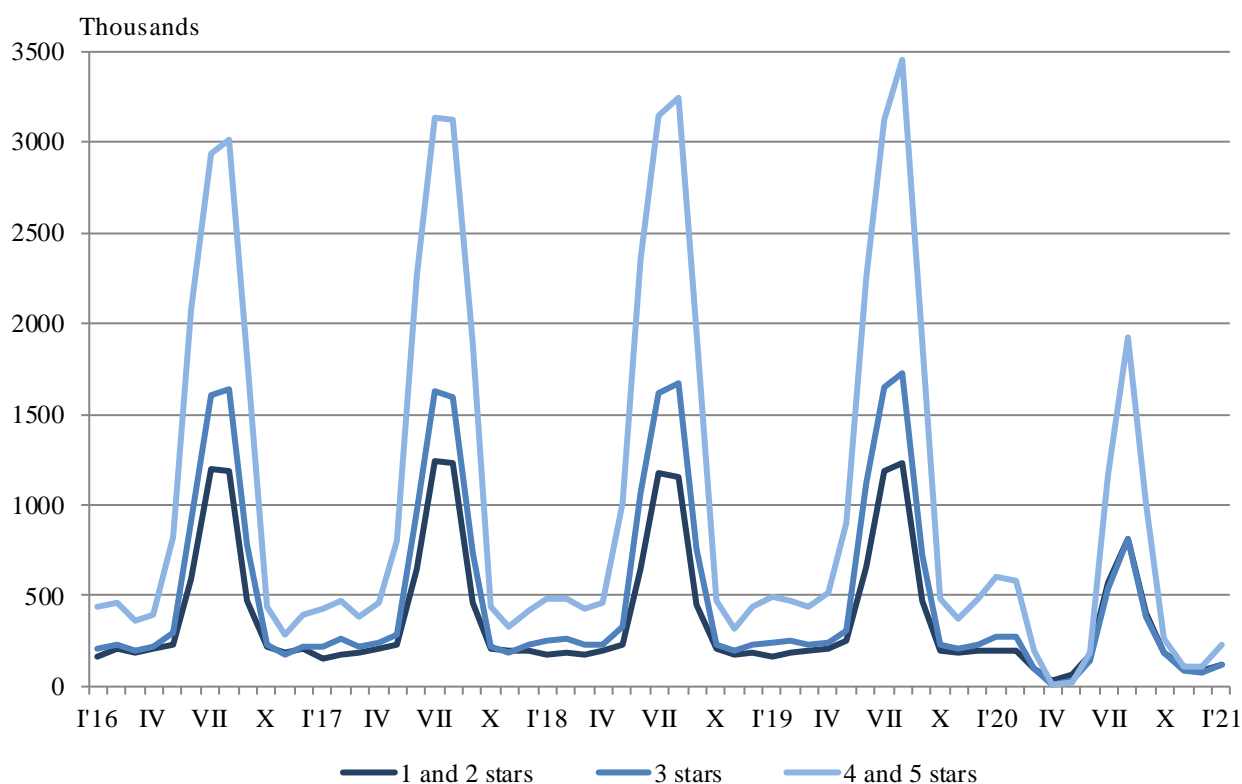
ACTIVITY OF ACCOMMODATION ESTABLISHMENTS IN JANUARY 2021

In January 2021, during the continuing epidemic situation, 1 634 accommodation establishments - hotels, motels, camping sites, mountain chalets and other establishments for short-term accommodation with more than 10 bed-places functioned in the country (Annex, Table 1). The total number of the rooms in them was 47.1 thousand and the bed-places were 95.2 thousand. In comparison with January 2020, the total number of accommodation establishments (functioned during the period) decreased by 16.8% and the bed-places in them - by 19.3%.

The total number of the nights spent in all accommodation establishments registered in January 2021 was 463.7 thousand, or by 56.5% less in comparison with the same month of the previous year, as the greatest drop (by 62.8%) was observed in 4 and 5 stars accommodation establishments.

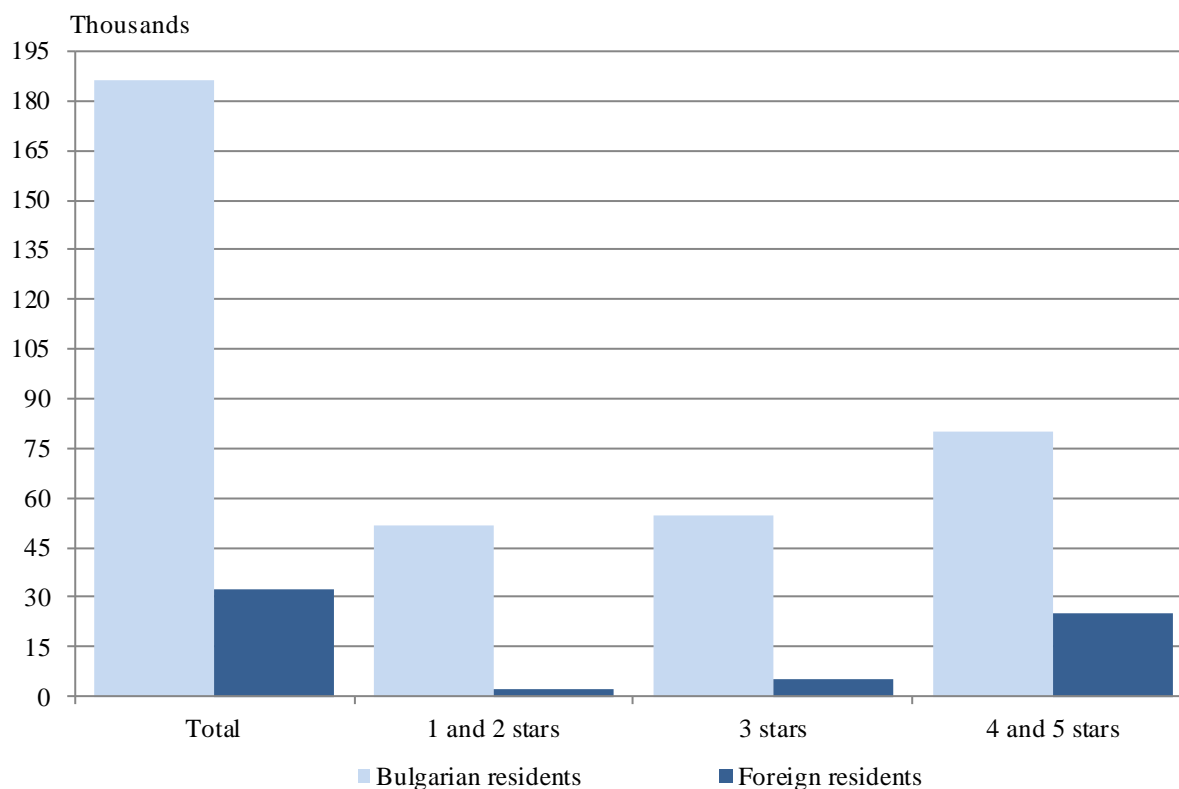
In January 2021, 76.2% of all nights spent by foreign citizens and 41.3% of all nights spent by Bulgarians were realized in 4 and 5 stars hotels. In 3 stars accommodation establishments were spent 15.9% of all nights by foreigners and 28.8% of all nights by Bulgarian residents, while in the rest of accommodation establishments (with 1 and 2 stars) they were 7.9% and 29.9% respectively.

Figure 1. Nights spent in accommodation establishments by categories and months



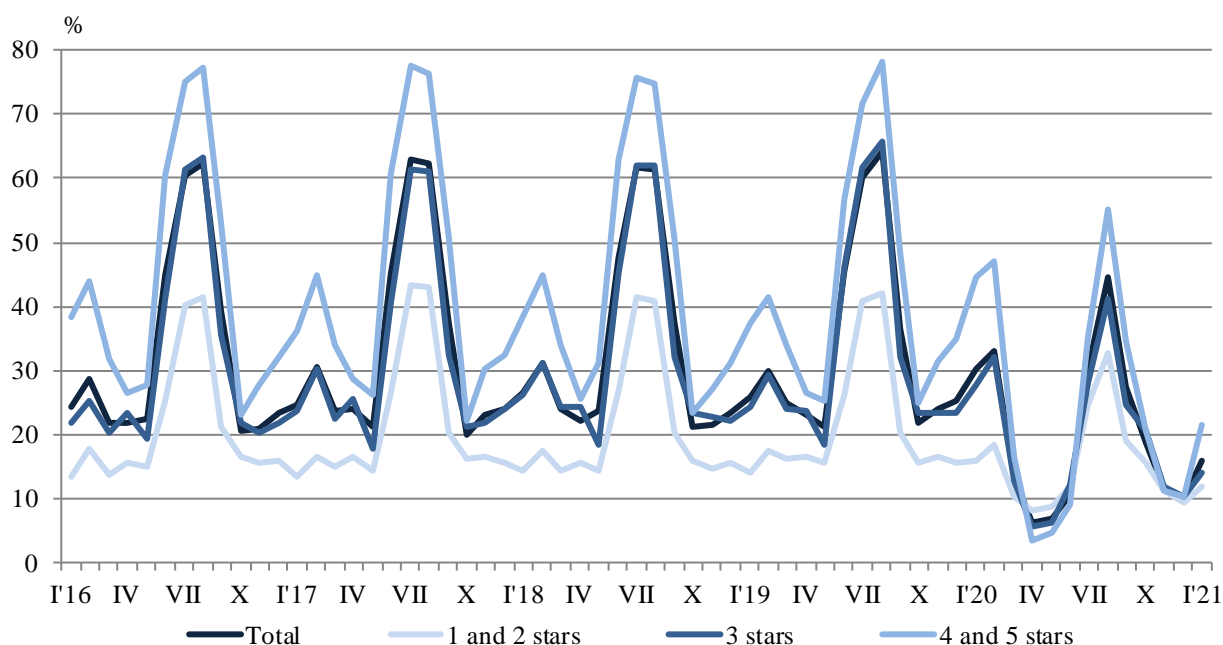
In January 2021, the number of arrivals in all accommodation establishments decreased by 50.3% compared to the same month of 2020 and reached 218.7 thousand. A drop for foreign citizens by 80.8% was registered. The arrivals of Bulgarians also decreased by 31.4%. Bulgarians who spent nights in accommodation establishments in January 2021 were 186.3 thousand and spent 2.0 nights on the average. The arrivals of foreigners were 32.4 thousand, and had on average 2.8 nights, as 76.7% of them spent nights in hotels with 4 and 5 stars.

Figure 2. Arrivals in accommodation establishments by categories in January 2021



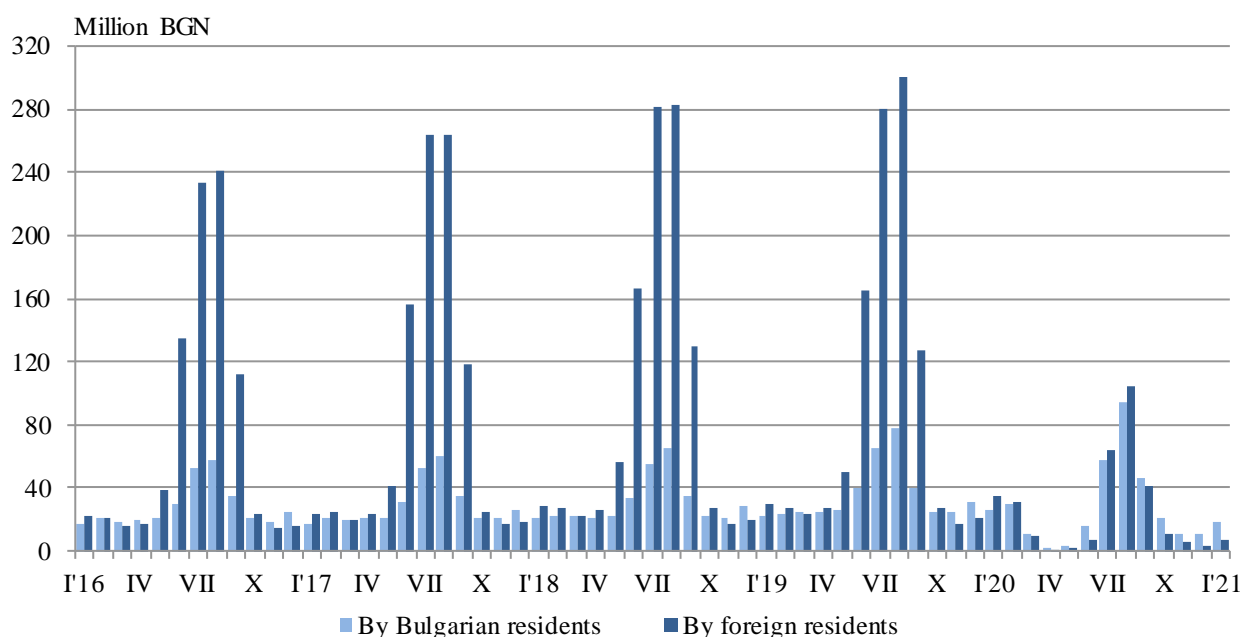
In January 2021, the total occupancy of the bed-places in accommodation establishments was 15.9% and decreased by 14.2 percentage points compared to January 2020. The highest occupancy of the bed-places was in 4 and 5 stars accommodation establishments - 21.4%, followed by 3 stars accommodation establishments - 14.1%, and with 1 and 2 stars - 11.8%.

Figure 3. Occupation of the bed-places in accommodation establishments by categories and months



The total revenues from nights spent in January 2021 reached 26.0 million BGN or by 57.3% less compared to January 2020. A drop of the revenues from foreigners by 79.4% was registered and the revenues from Bulgarians decreased by 28.6%.

Figure 4. Revenues from nights spent in accommodation establishments by months



Methodological notes

Since 2012 the statistical survey on **accommodation establishments** has been carried out monthly in compliance with the Regulation 692/2011 of the European Parliament and of the Council concerning European statistics on tourism and the Regulation 1051/2011 of the Commission implementing Regulation 692/2011 of the European Parliament and of the Council concerning European statistics on tourism, as regards the structure of the quality reports and the transmission of the data.

All categorized hotels, camping sites and other types of accommodation establishments with more than 10 bed-places in use during the reporting period were included in the observation.

The indicator **other accommodation establishments** include the holiday settlements, hostels, guest houses, bungalows, rest houses, mountain chalets, private rooms and flats and other establishments for short accommodation.

Available Bed Capacity is the maximum number of bed-places on offer for each day of the reference month.

In the **revenues from nights spent** in accommodation establishments are included the sums paid by the guests, without the extra services.

Annex

Table 1

Activity of accommodation establishments in January 2021¹

Districts	Establishments - in numbers	Bed-places - in numbers	Available bed-nights - in numbers	Nights spent - in numbers		Arrivals in accommodation establishments - in numbers		Revenues from nights spent - Thousand BGN	
				Total	Of which: By foreigners	Total	Of which: Foreigners	Total	Of which: By foreigners
Total	1634	95215	2913337	463707	91437	218717	32366	25975	7094
Blagoevgrad	151	11764	357203	80122	26670	32312	8314	5244	2208
Burgas	69	4147	124384	12316	1669	5931	478	636	139
Varna	107	7097	219623	20297	5964	9314	1379	969	335
Veliko Tarnovo	79	3383	101747	10804	1661	5576	701	427	85
Vidin	22	909	28179	1721	405	946	156	75	23
Vratsa	21	836	25544	4607	282	1729	75	129	14
Gabrovo	44	2132	65980	5037	302	2685	72	181	18
Dobrich	29	2123	65813	6443	1185	3318	539	346	82
Kardzhali	44	1314	40722	5719	686	2672	262	184	26
Kyustendil	53	2223	68851	8037	..	4966	..	340	..
Lovech	46	2873	86058	12696	664	6338	104	689	30
Montana	13	699	20181	2873	251	1579	58	117	11
Pazardzhik	46	3923	113874	35500	585	18122	168	2149	39
Pernik	7	335	10385	1012	..	526	..	32	..
Pleven	19	915	28365	3497	626	1517	160	162	40
Plovdiv	176	8856	274241	45886	3037	24457	1210	2236	201
Razgrad	14	593	18383	2273	362	954	111	88	17
Ruse	49	2008	62228	6169	989	3585	686	284	61
Silistra	21	721	22351	1769	122	967	64	65	6
Sliven	38	1283	38719	4143	1126	2052	132	219	94
Smolyan	235	10861	332885	63715	5708	26227	1672	3263	352
Sofia	81	7134	218875	57860	14017	25376	4599	3337	979
Sofia (stolitsa)	105	11726	363506	48041	21085	26849	10352	3649	2123
Stara Zagora	51	3669	111019	12494	1299	5679	383	677	78
Targovishte	11	494	15300	1557	219	880	90	83	15
Haskovo	29	1307	40517	4880	1344	1688	239	206	55
Shumen	60	1330	41044	2969	363	1911	155	126	18
Yambol	14	560	17360	1270	398	561	41	62	25

¹ In use.

'..' - confidential data.