

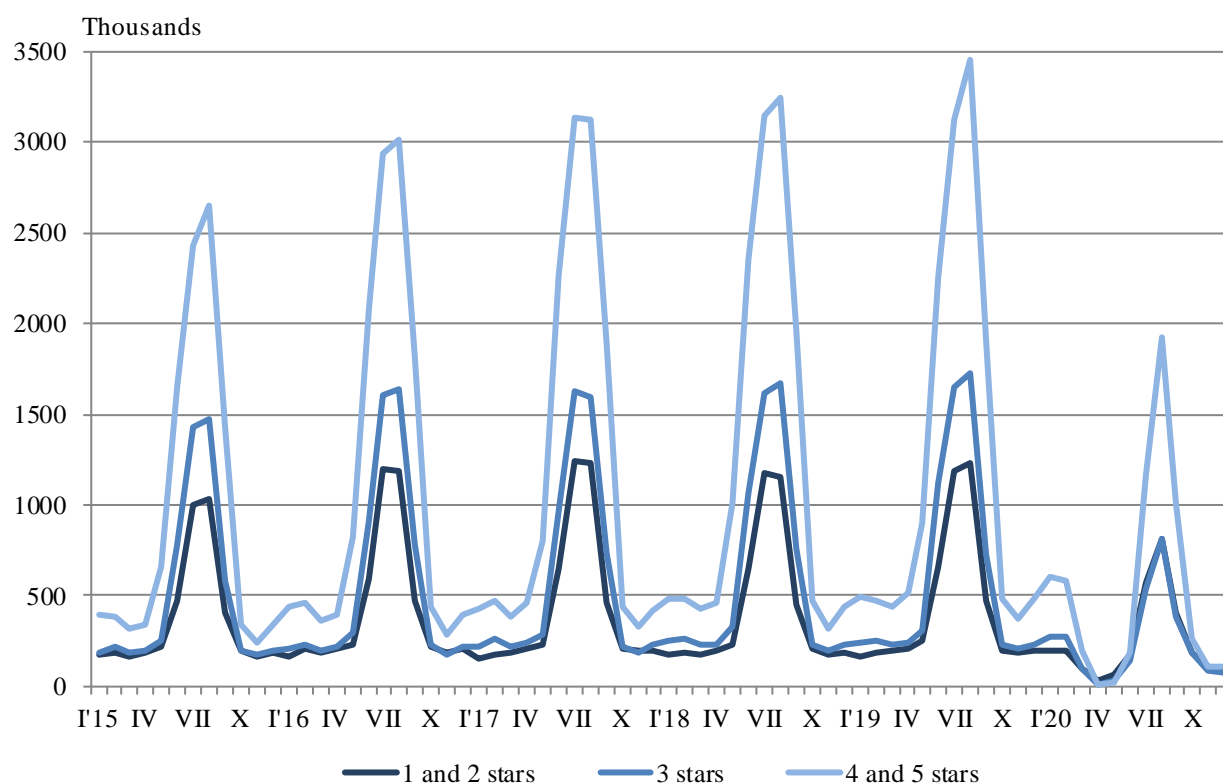
ACTIVITY OF ACCOMMODATION ESTABLISHMENTS IN DECEMBER 2020

In December 2020, during the continuing epidemic situation, 1 538 accommodation establishments - hotels, motels, camping sites, mountain chalets and other establishments for short-term accommodation with more than 10 bed-places functioned in the country (Annex, Table 1). The total number of the rooms in them was 45.6 thousand and the bed-places were 92.0 thousand. In comparison with December 2019, the total number of accommodation establishments (functioned during the period) decreased by 24.0% and the bed-places in them - by 23.1%.

The total number of the nights spent in all accommodation establishments registered in December 2020 was 271.1 thousand, or by 70.1% less in comparison with the same month of the previous year, as the greatest drop (by 78.7%) was observed in 4 and 5 stars accommodation establishments.

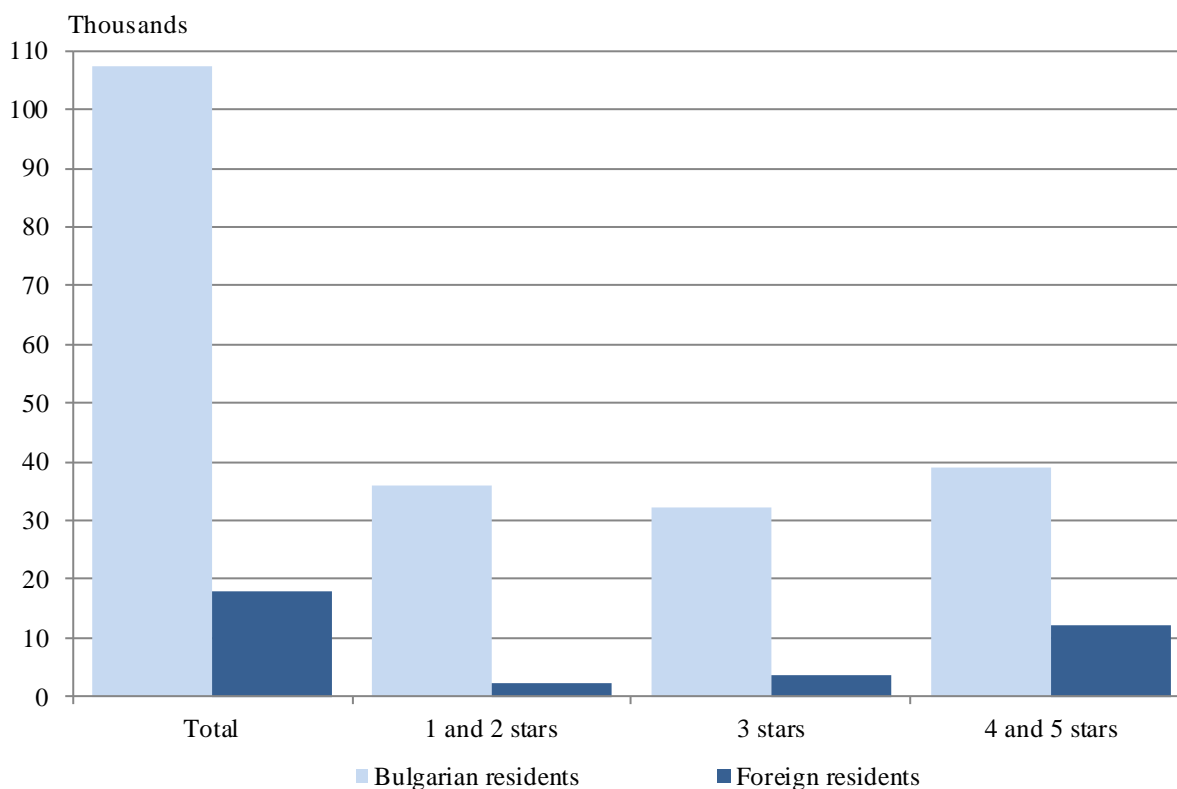
In December 2020, 55.3% of all nights spent by foreign citizens and 34.1% of all nights spent by Bulgarians were realized in 4 and 5 stars hotels. In 3 stars accommodation establishments were spent 27.9% of all nights by foreigners and 29.4% of all nights by Bulgarian residents, while in the rest of accommodation establishments (with 1 and 2 stars) they were 16.8% and 36.5% respectively.

Figure 1. Nights spent in accommodation establishments by categories and months



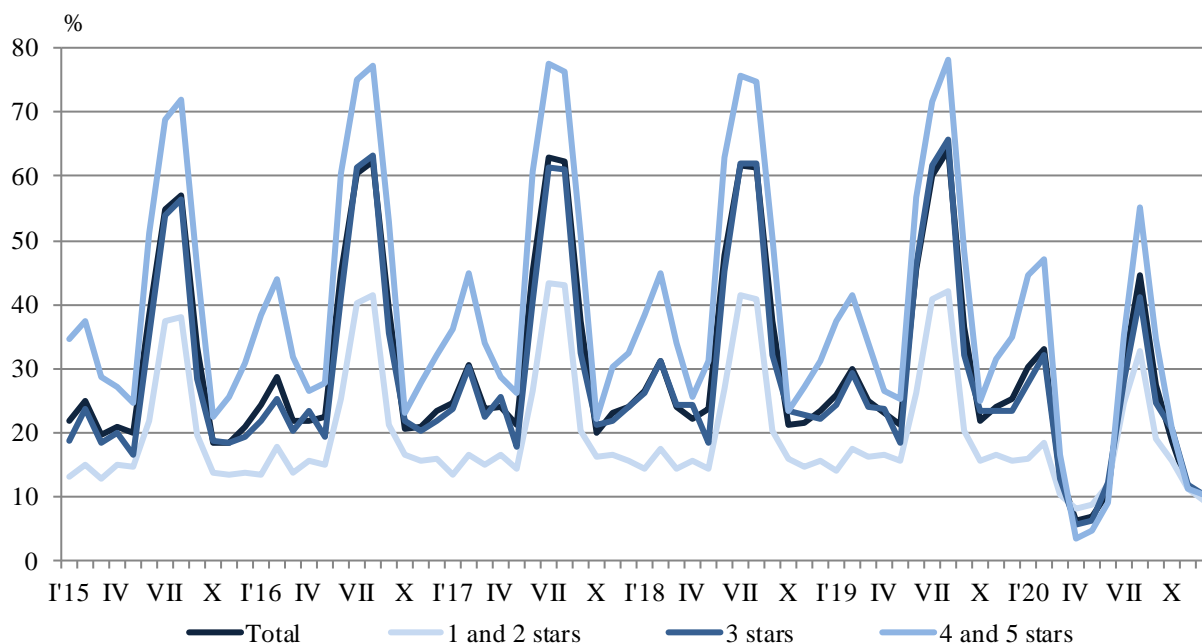
In December 2020, the number of arrivals in all accommodation establishments decreased by 72.0% compared to the same month of 2019 and reached 125.5 thousand. A drop both for foreign citizens by 85.7% and for Bulgarian citizens by 66.6% was registered. Bulgarians who spent nights in accommodation establishments in December 2020 were 107.5 thousand and spent 2.1 nights on the average. The arrivals of foreigners were 18.0 thousand, and had on average 2.6 nights, as 68.0% of them spent nights in hotels with 4 and 5 stars.

Figure 2. Arrivals in accommodation establishments by categories in December 2020



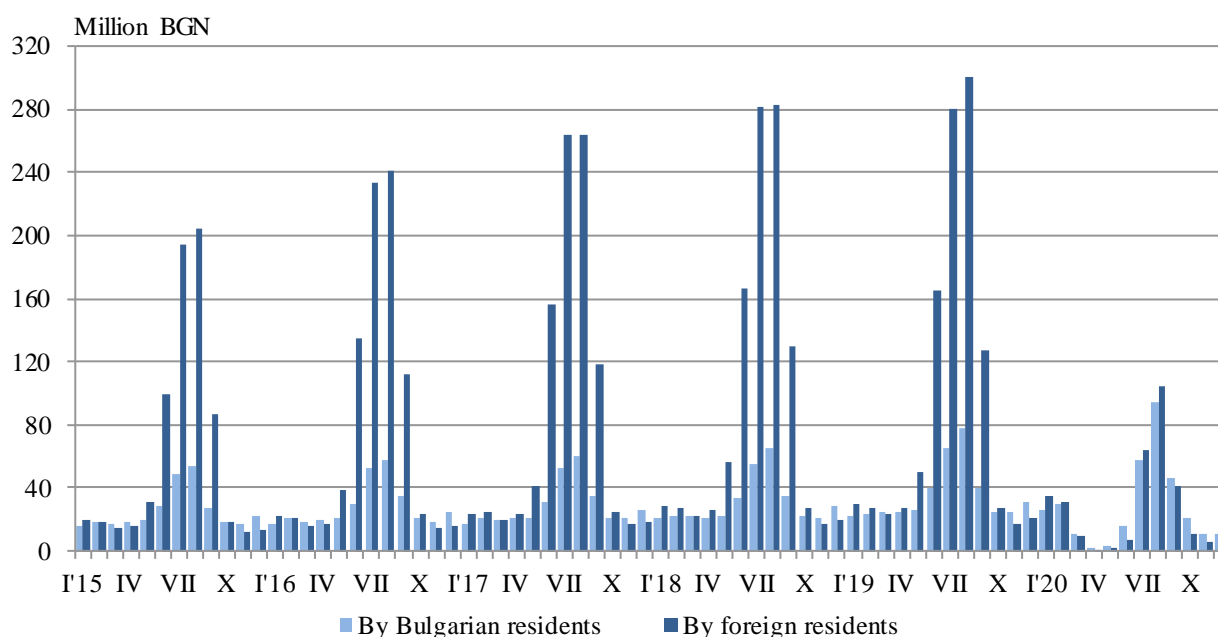
In December 2020, the total occupancy of the bed-places in accommodation establishments was 9.9% and decreased by 15.3 percentage points compared to December 2019. The highest occupancy of the bed-places was in 4 and 5 stars accommodation establishments - 10.4%, followed by 3 stars accommodation establishments - 10.1%, and with 1 and 2 stars - 9.4%.

Figure 3. Occupation of the bed-places in accommodation establishments by categories and months



The total revenues from nights spent in December 2020 reached 15.0 million BGN or by 71.3% less compared to December 2019. A drop both from foreigners by 82.3% and from Bulgarians by 63.6% was registered.

Figure 4. Revenues from nights spent in accommodation establishments by months



Methodological notes

Since 2012 the statistical survey on **accommodation establishments** has been carried out monthly in compliance with the Regulation 692/2011 of the European Parliament and of the Council concerning European statistics on tourism and the Regulation 1051/2011 of the Commission implementing Regulation 692/2011 of the European Parliament and of the Council concerning European statistics on tourism, as regards the structure of the quality reports and the transmission of the data.

All categorized hotels, camping sites and other types of accommodation establishments with more than 10 bed-places in use during the reporting period were included in the observation.

The indicator **other accommodation establishments** include the holiday settlements, hostels, guests houses, bungalows, rest houses, mountain chalets, private rooms and flats and other establishments for short accommodation.

Available Bed Capacity is the maximum number of bed-places on offer for each day of the reference month.

In the **revenues from nights spent** in accommodation establishments are included the sums paid by the guests, without the extra services.

Annex

Table 1

Activity of accommodation establishments in December 2020¹

Districts	Establishments - in numbers	Bed-places - in numbers	Available bed-nights - in numbers	Nights spent - in numbers		Arrivals in accommodation establishments - in numbers		Revenues from nights spent - Thousand BGN	
				Total	Of which: By foreigners	Total	Of which: Foreigners	Total	Of which: By foreigners
Total	1538	91967	2725779	271053	47114	125458	17981	15024	3795
Blagoevgrad	121	9637	291965	25376	2744	11278	1052	1748	265
Burgas	73	4906	152076	10228	1264	4634	423	473	90
Varna	109	6621	205251	16115	3920	7134	1047	794	255
Veliko Tarnovo	84	3703	111721	8534	1383	3878	239	352	71
Vidin	20	866	26846	4959	..	1400	274	243	..
Vratsa	22	801	24831	2986	85	916	45	79	4
Gabrovo	41	2123	65813	3360	143	1580	39	126	8
Dobrich	30	2244	69276	4530	338	2220	117	268	22
Kardzhali	37	1144	35260	4472	678	1845	257	169	30
Kyustendil	49	2050	62278	5291	239	3183	128	244	15
Lovech	49	2806	84195	8994	320	3940	84	355	13
Montana	17	984	25618	3442	..	991	110	152	..
Pazardzhik	40	3857	119228	16906	707	8296	232	988	40
Pernik	8	390	12090	1449	303	404	48	37	8
Pleven	20	1112	34472	4239	1677	1425	199	232	126
Plovdiv	164	8954	277474	28134	2672	15118	1174	1474	163
Razgrad	15	607	18817	2488	725	899	186	108	41
Ruse	48	1890	58469	5100	566	2679	329	204	31
Silistra	20	696	20705	1787	163	841	60	70	8
Sliven	39	1329	41199	3615	..	1864	121	190	53
Smolyan	209	9995	210995	33765	1524	13416	442	1700	90
Sofia	70	6586	202557	18773	1209	8145	476	993	98
Sofia (stolitsa)	100	11557	358177	37099	18194	20994	9953	3116	1955
Stara Zagora	51	3587	107527	9763	..	3963	..	480	53
Targovishte	12	518	15844	1470	297	773	107	78	19
Haskovo	28	1266	39217	4100	884	1433	218	151	37
Shumen	49	1191	36921	2889	665	1651	261	138	36
Yambol	13	547	16957	1189	300	558	..	62	24

¹ In use.

'..' - confidential data.