

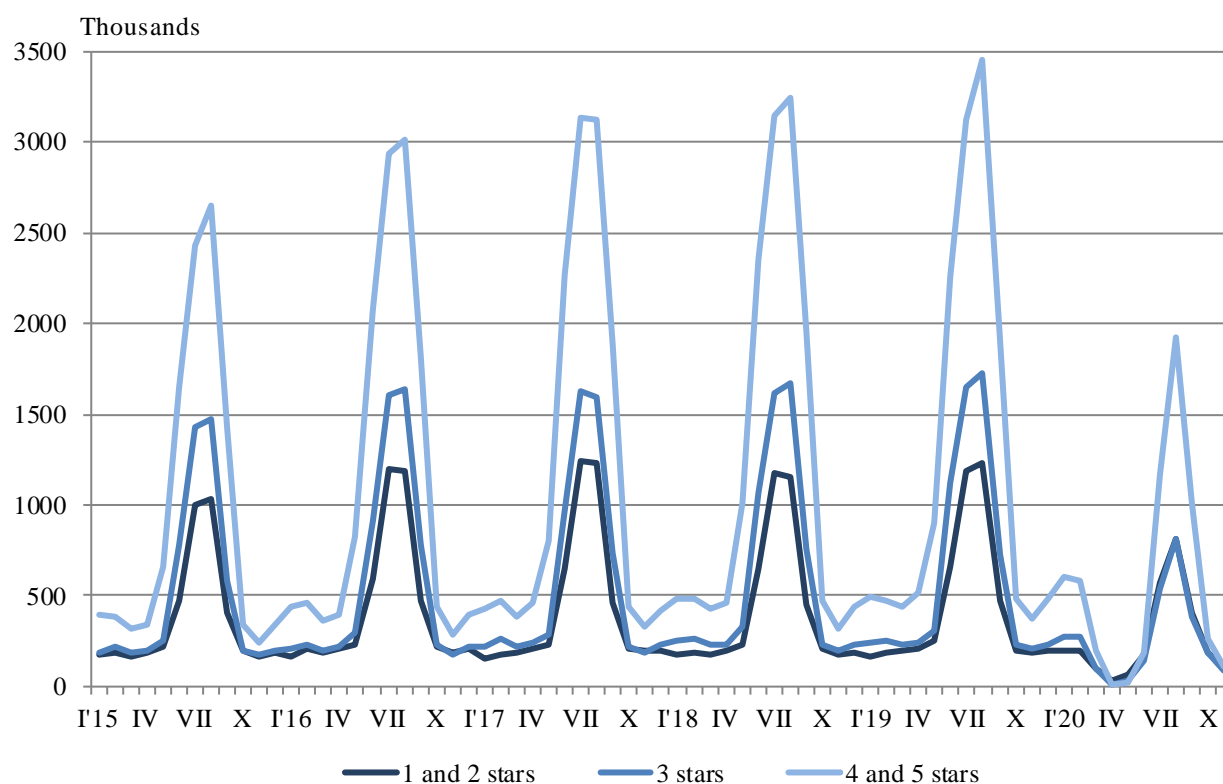
ACTIVITY OF ACCOMMODATION ESTABLISHMENTS IN NOVEMBER 2020

In November 2020, during the continuing epidemic situation, 1 509 accommodation establishments - hotels, motels, camping sites, mountain chalets and other establishments for short-term accommodation with more than 10 bed-places functioned in the country (Annex, Table 1). The total number of the rooms in them was 45.7 thousand and the bed-places were 91.5 thousand. In comparison with November 2019, the total number of accommodation establishments (functioned during the period) decreased by 17.9% and the bed-places in them - by 15.8%.

The total number of the nights spent in all accommodation establishments registered in November 2020 was 311.6 thousand, or by 59.2% less in comparison with the same month of the previous year, as the greatest drop (by 70.1%) was observed in 4 and 5 stars accommodation establishments.

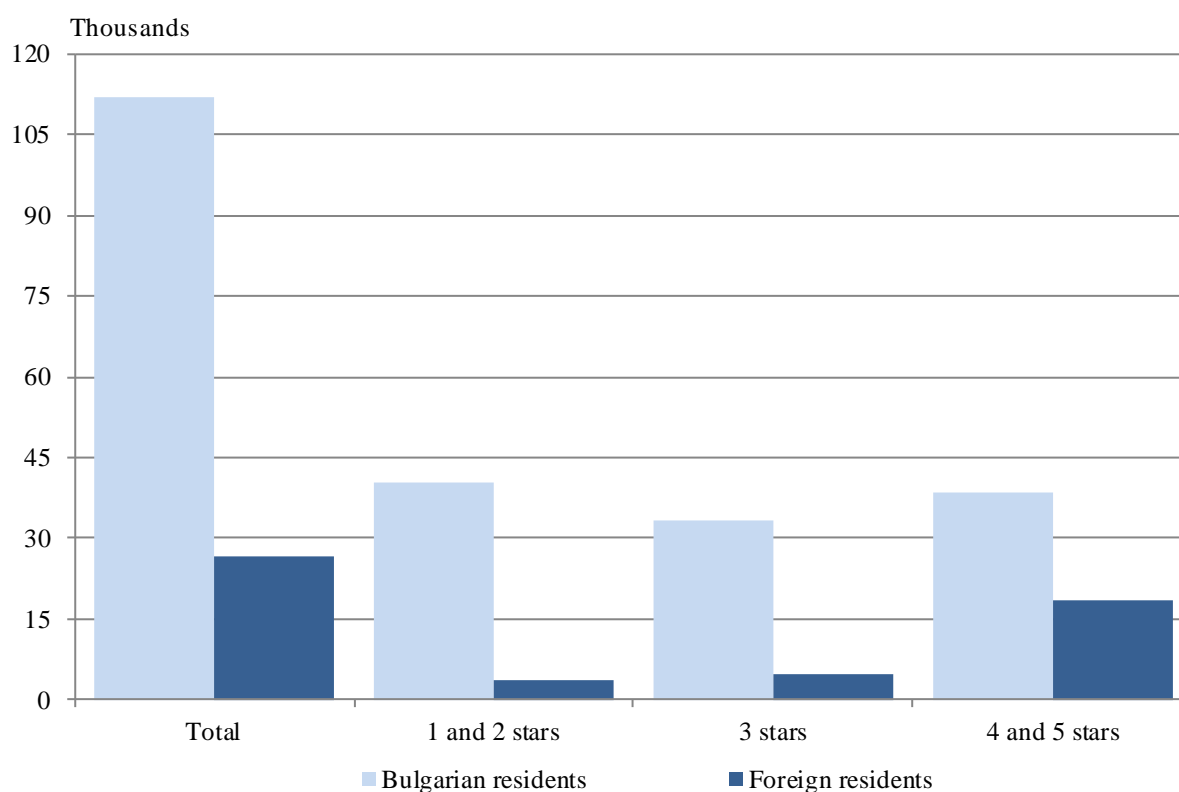
In November 2020, 50.3% of all nights spent by foreign citizens and 30.7% of all nights spent by Bulgarians were realized in 4 and 5 stars hotels. In 3 stars accommodation establishments were spent 28.8% of all nights by foreigners and 28.9% of all nights by Bulgarian residents, while in the rest of accommodation establishments (with 1 and 2 stars) they were 20.9% and 40.4% respectively.

Figure 1. Nights spent in accommodation establishments by categories and months



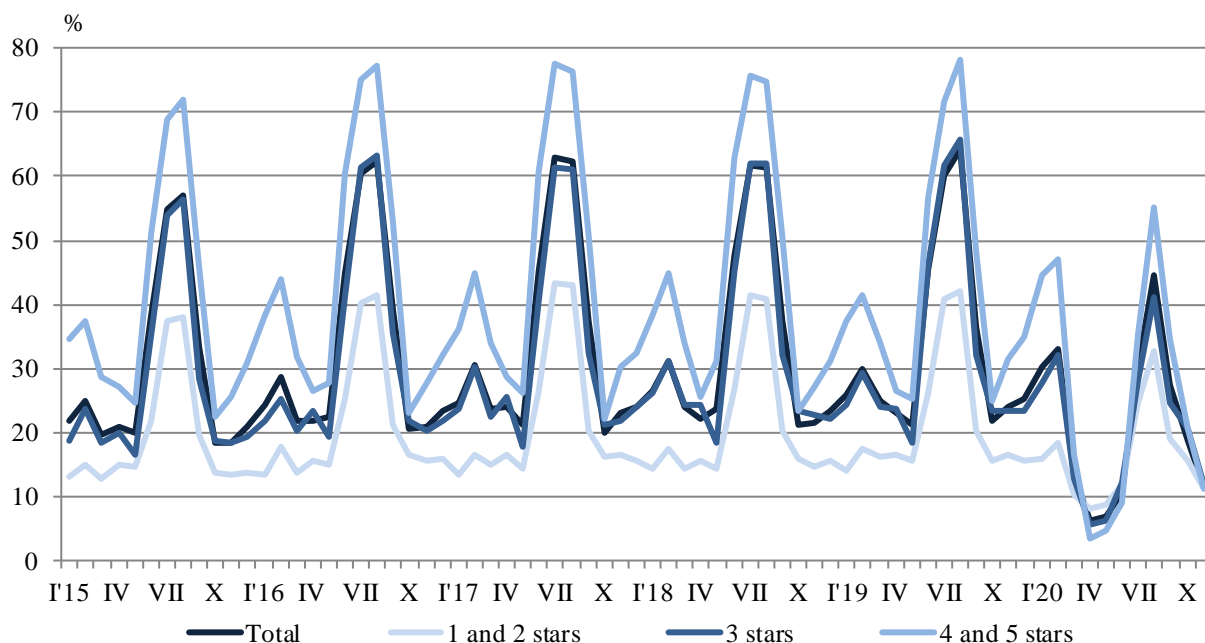
In November 2020, the number of arrivals in all accommodation establishments decreased by 66.5% compared to the same month of 2019 and reached 138.7 thousand. A drop both for foreign citizens by 75.3% and for Bulgarian citizens by 63.3% was registered. Bulgarians who spent nights in accommodation establishments in November 2020 were 112.1 thousand and spent 2.1 nights on the average. The arrivals of foreigners were 26.6 thousand, and had on average 3.0 nights, as 69.1% of them spent nights in hotels with 4 and 5 stars.

Figure 2. Arrivals in accommodation establishments by categories in November 2020



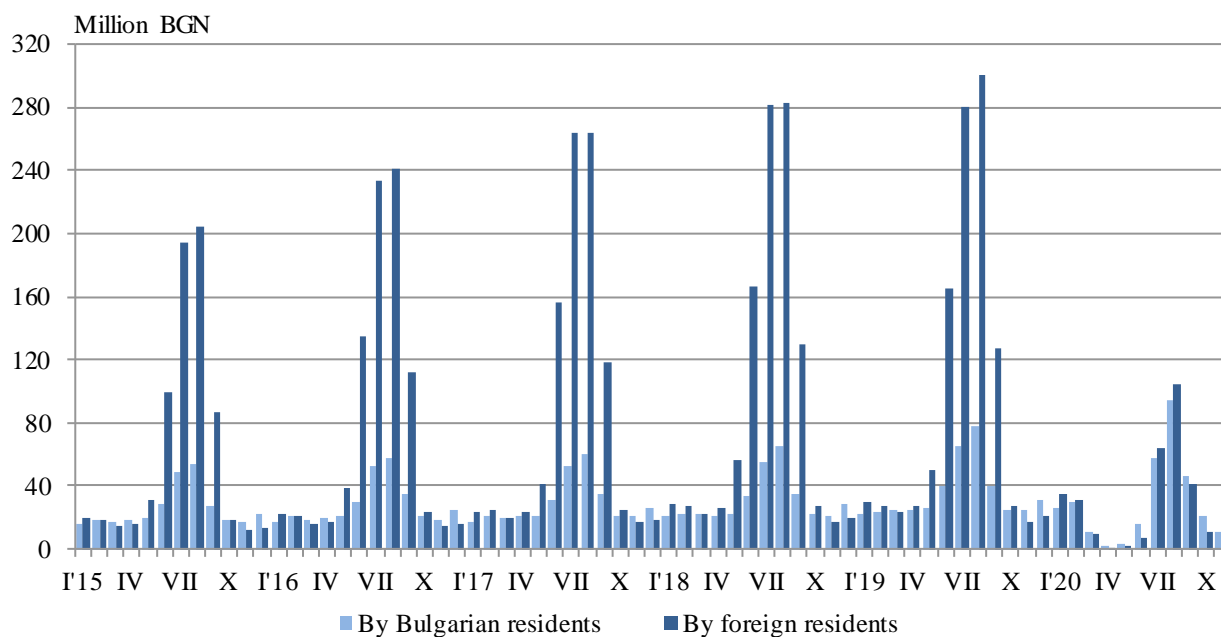
In November 2020, the total occupancy of the bed-places in accommodation establishments was 11.4% and decreased by 12.5 percentage points compared to November 2019. The highest occupancy of the bed-places was in 3 stars accommodation establishments - 11.9%, followed by 4 and 5 stars accommodation establishments - 11.3%, and with 1 and 2 stars - 11.2%.

Figure 3. Occupation of the bed-places in accommodation establishments by categories and months



The total revenues from nights spent in November 2020 reached 16.0 million BGN or by 62.5% less compared to November 2019. A drop both from foreigners by 66.9% and from Bulgarians by 59.5% was registered.

Figure 4. Revenues from nights spent in accommodation establishments by months



Methodological notes

Since 2012 the statistical survey on **accommodation establishments** has been carried out monthly in compliance with the Regulation 692/2011 of the European Parliament and of the Council concerning European statistics on tourism and the Regulation 1051/2011 of the Commission implementing Regulation 692/2011 of the European Parliament and of the Council concerning European statistics on tourism, as regards the structure of the quality reports and the transmission of the data.

All categorized hotels, camping sites and other types of accommodation establishments with more than 10 bed-places in use during the reporting period were included in the observation.

The indicator **other accommodation establishments** include the holiday settlements, hostels, guests houses, bungalows, rest houses, mountain chalets, private rooms and flats and other establishments for short accommodation.

Available Bed Capacity is the maximum number of bed-places on offer for each day of the reference month.

In the **revenues from nights spent** in accommodation establishments are included the sums paid by the guests, without the extra services.

Annex

Table 1

Activity of accommodation establishments in November 2020¹

Districts	Establishments - in numbers	Bed-places - in numbers	Available bed-nights - in numbers	Nights spent - in numbers		Arrivals in accommodation establishments - in numbers		Revenues from nights spent - Thousand BGN	
				Total	Of which: By foreigners	Total	Of which: Foreigners	Total	Of which: By foreigners
Total	1509	91498	2723336	311591	79304	138713	26558	16022	5789
Blagoevgrad	114	8987	267515	20537	1574	10607	626	986	79
Burgas	74	5381	157620	13209	2157	6255	798	695	149
Varna	118	8476	254280	20028	5422	8274	1485	923	328
Veliko Tarnovo	84	3709	110190	11337	2533	5109	429	464	123
Vidin	22	909	27270	9302	6728	1725	451	458	355
Vratsa	23	851	25530	4334	211	1430	..	129	..
Gabrovo	41	2175	65250	5017	..	2268	..	184	..
Dobrich	35	3181	95190	5871	736	2948	275	318	44
Kardzhali	44	1285	38415	4501	584	2644	403	176	24
Kyustendil	53	2179	65370
Lovech	50	2998	88973	10730	576	4025	..	366	26
Montana	17	916	26858	7365	..	1977	286	325	..
Pazardzhik	49	4224	121587
Pernik	10	425	12750
Pleven	21	1175	33870	6209	..	1736	257	260	131
Plovdiv	178	9757	291771	39281	6513	19109	2041	2005	469
Razgrad	14	601	18030	4478	1066	1220	212	168	51
Ruse	52	2110	63282	6826	985	3299	547	286	58
Silistra	22	736	22080	2028	..	1288	..	74	..
Sliven	41	1453	43590	4489	823	2211	200	189	..
Smolyan	125	5230	155818
Sofia	60	5066	151709	11754	..	5331	..	505	..
Sofia (stolitsa)	106	12041	361230	54095	28731	28049	14798	4271	2928
Stara Zagora	55	3986	116613	14204	1179	4911	291	639	70
Targovishte	11	494	14635	3976	1728	918	..	188	82
Haskovo	29	1418	42070	9430	5355	3417	1631	482	321
Shumen	46	1148	34230	4299	1564	1494	..	171	65
Yambol	15	587	17610	2041	728	826	137	92	37

¹ In use.

'..' - confidential data.