

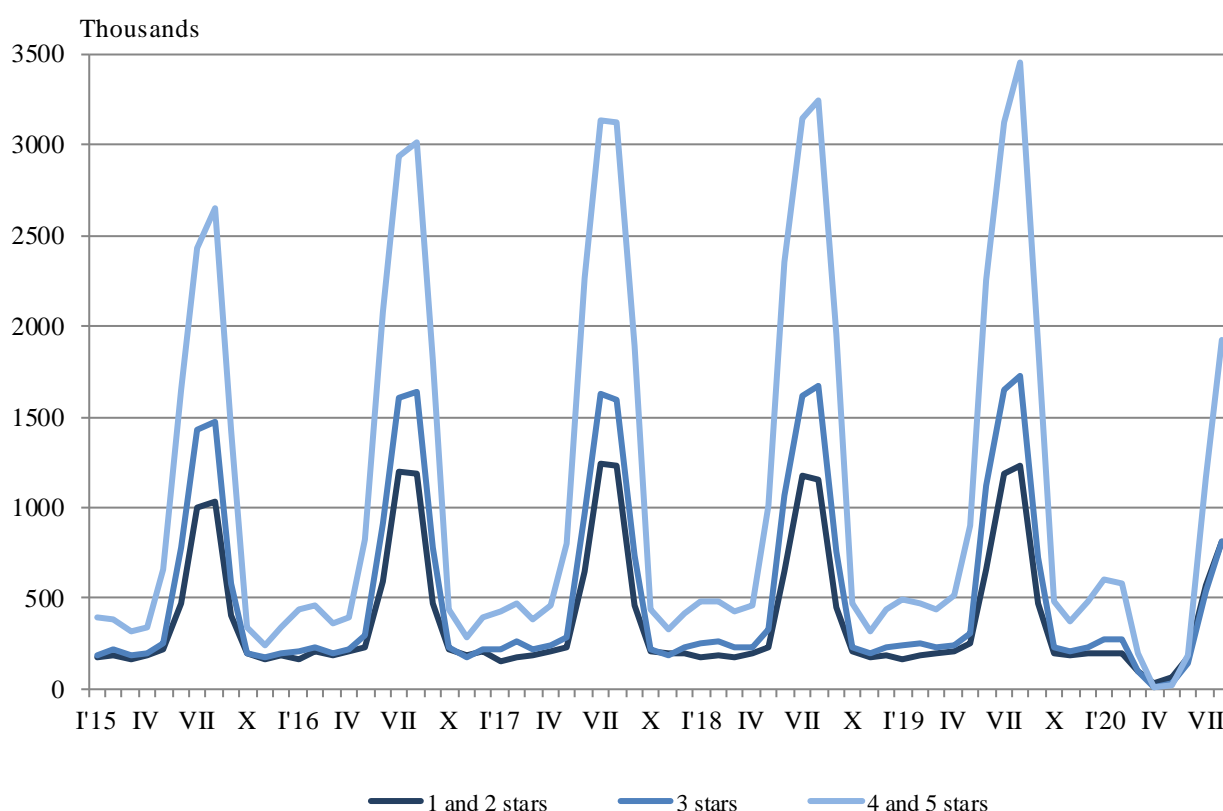
## ACTIVITY OF ACCOMMODATION ESTABLISHMENTS IN AUGUST 2020

In August 2020, during the continuing epidemic situation, 2 896 accommodation establishments - hotels, motels, camping sites, mountain chalets and other establishments for short-term accommodation with more than 10 bed-places functioned in the country (Annex, Table 1). The total number of the rooms in them was 115.8 thousand and the bed-places were 258.2 thousand. In comparison with August 2019, the total number of accommodation establishments (functioned during the period) decreased by 14.6% and the bed-places in them - by 20.7%.

The total number of the nights spent in all accommodation establishments registered in August 2020 was 3 545.9 thousand, or by 44.7% less in comparison with the same month of the previous year, as the greatest drop (by 52.9%) was observed in 3 stars accommodation establishments.

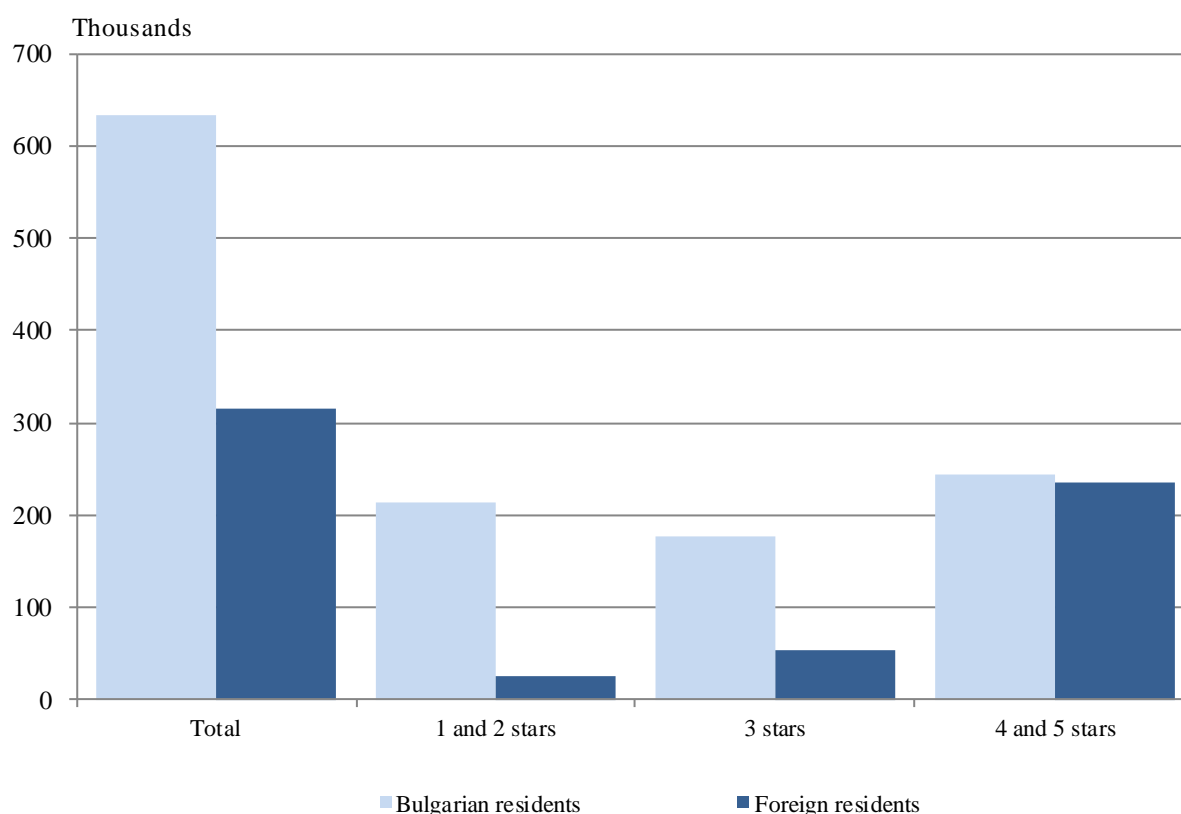
In August 2020, 74.5% of all nights spent by foreign citizens and 39.4% of all nights spent by Bulgarians were realized in 4 and 5 stars hotels. In 3 stars accommodation establishments were spent 18.0% of all nights by foreigners and 26.6% of all nights by Bulgarian residents, while in the rest of accommodation establishments (with 1 and 2 stars) they were 7.5% and 34.0% respectively.

**Figure 1. Nights spent in accommodation establishments by categories and months**



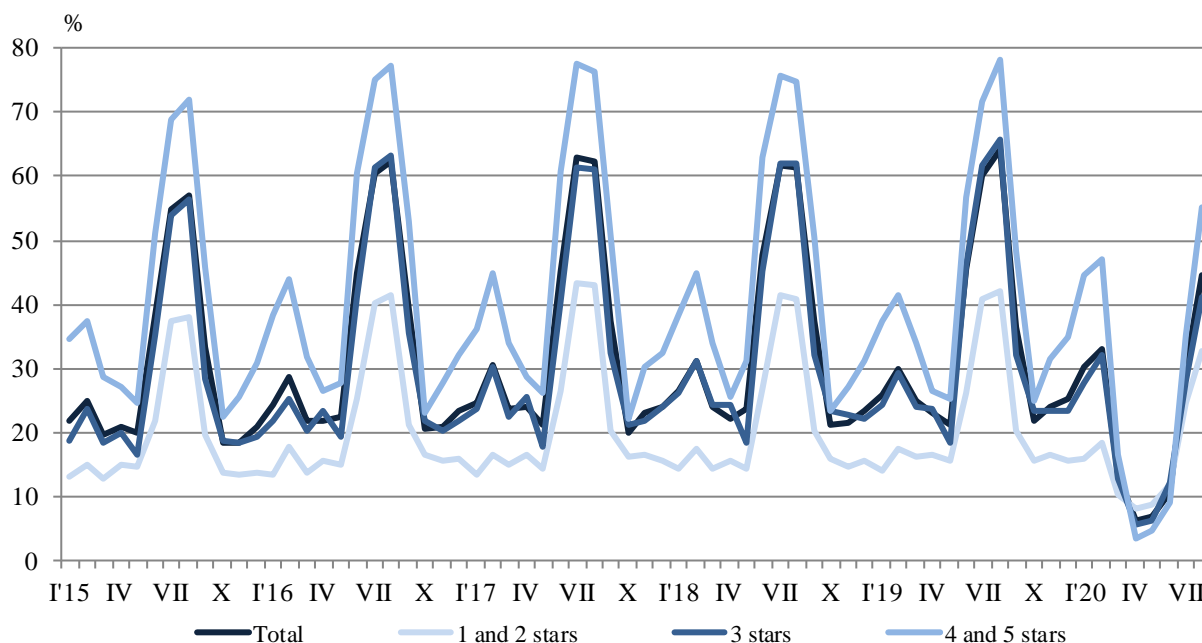
In August 2020, the number of arrivals in all accommodation establishments decreased by 35.5% compared to the same month of 2019 and reached 947.4 thousand. A drop for foreign citizens by 65.1% was registered, while for Bulgarian citizens there was an increase - by 11.7%. Bulgarians who spent nights in accommodation establishments in August 2020 were 633.0 thousand and spent 3.2 nights on the average. The arrivals of foreigners were 314.4 thousand, and had on average 4.8 nights, as 74.5% of them spent nights in hotels with 4 and 5 stars.

**Figure 2. Arrivals in accommodation establishments by categories in August 2020**



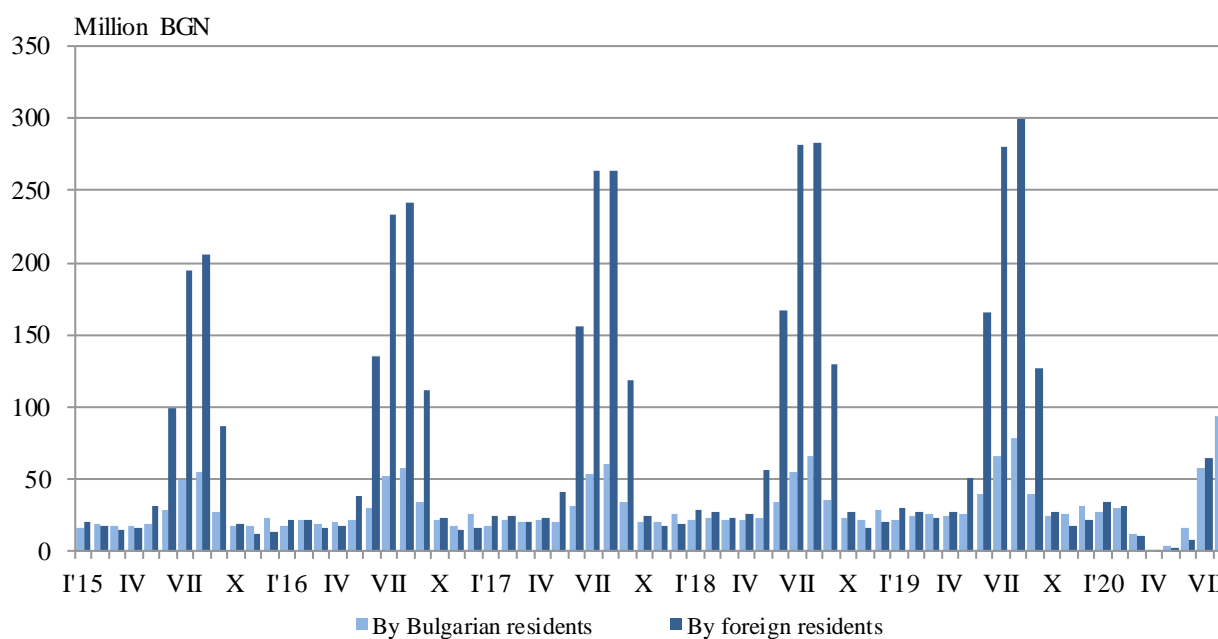
In August 2020, the total occupancy of the bed-places in accommodation establishments was 44.6% and it decreased by 19.7 percentage points compared to August 2019. The highest was the occupancy of the bed-places in 4 and 5 stars hotels - 55.3%, followed by 3 stars accommodation establishments - 41.1%, and with 1 and 2 stars - 32.6%.

**Figure 3. Occupation of the bed-places in accommodation establishments by categories and months**



The total revenues from nights spent in August 2020 reached 198.7 million BGN or by 47.4% less compared to August 2019. A drop from foreigners by 65.2% was registered, while from Bulgarians there was an increase - by 21.2%.

**Figure 4. Revenues from nights spent in accommodation establishments by months**



## Methodological notes

Since 2012 the statistical survey on **accommodation establishments** has been carried out monthly in compliance with the Regulation 692/2011 of the European Parliament and of the Council concerning European statistics on tourism and the Regulation 1051/2011 of the Commission implementing Regulation 692/2011 of the European Parliament and of the Council concerning European statistics on tourism, as regards the structure of the quality reports and the transmission of the data.

All categorized hotels, camping sites and other types of accommodation establishments with more than 10 bed-places in use during the reporting period were included in the observation.

The indicator **other accommodation establishments** include the holiday settlements, hostels, guests houses, bungalows, rest houses, mountain chalets, private rooms and flats and other establishments for short accommodation.

**Available Bed Capacity** is the maximum number of bed-places on offer for each day of the reference month.

In the **revenues from nights spent** in accommodation establishments are included the sums paid by the guests, without the extra services.

Annex

Table 1

Activity of accommodation establishments in August 2020<sup>1</sup>

Districts	Establishments - in numbers	Bed-places - in numbers	Available bed-nights - in numbers	Nights spent - in numbers		Arrivals in accommodation establishments - in numbers		Revenues from nights spent - Thousand BGN	
				Total	Of which: By foreigners	Total	Of which: Foreigners	Total	Of which: By foreigners
<b>Total</b>	<b>2896</b>	<b>258196</b>	<b>7945646</b>	<b>3545890</b>	<b>1495534</b>	<b>947420</b>	<b>314416</b>	<b>198719</b>	<b>104601</b>
Blagoevgrad	158	11603	356644	94189	5589	40572	2434	4453	288
Burgas	721	96484	2988879	1638212	701156	353804	127619	90305	46673
Varna	369	52730	1624207	786114	486627	186289	102985	48901	35110
Veliko Tarnovo	111	4627	142631	36696	7524	17415	1983	1379	345
Vidin	25	983	30350	14486	10858	2884	829	801	659
Vratsa	25	871	26539	7174	941	2940	265	197	..
Gabrovo	56	3019	89323	22305	661	10546	251	686	27
Dobrich	141	20374	625855	373069	212574	94510	50322	26670	16767
Kardzhali	48	1410	43501	13722	849	7391	523	623	39
Kyustendil	80	3039	94209	22861	..	11486	..	862	..
Lovech	73	3760	115402	38654	856	15522	297	1481	41
Montana	24	1160	35446	18235	8022	4356	542	687	..
Pazardzhik	48	4314	130167	75355	1235	26407	435	3656	77
Pernik	9	409	12679	2704	..	1318	..	70	..
Pleven	22	1207	37417	6476	2243	2544	293	328	174
Plovdiv	222	10862	335846	102443	9272	44668	3318	4637	594
Razgrad	17	692	21452	7864	2986	2411	359	310	133
Ruse	51	1978	60282	9916	2324	6885	1778	450	125
Silistra	23	744	22940	2919	351	2109	252	130	19
Sliven	54	1908	58094	7956	426	4363	237	277	26
Smolyan	253	9887	305538	87864	1648	32761	592	3258	75
Sofia	80	6427	197618	57164	2970	22779	1417	2247	175
Sofia (stolitsa)	111	11843	348328	61511	28006	32900	15697	3962	2442
Stara Zagora	58	3888	119157	32436	1404	10698	545	1323	100
Targovishte	12	518	16044	6680	..	1710	209	291	88
Haskovo	29	1466	45446	8329	1634	3190	390	328	69
Shumen	60	1400	43307	8054	..	3674	274	298	66
Yambol	16	593	18345	2502	575	1288	75	109	34

<sup>1</sup> In use.

'..' - confidential data.