

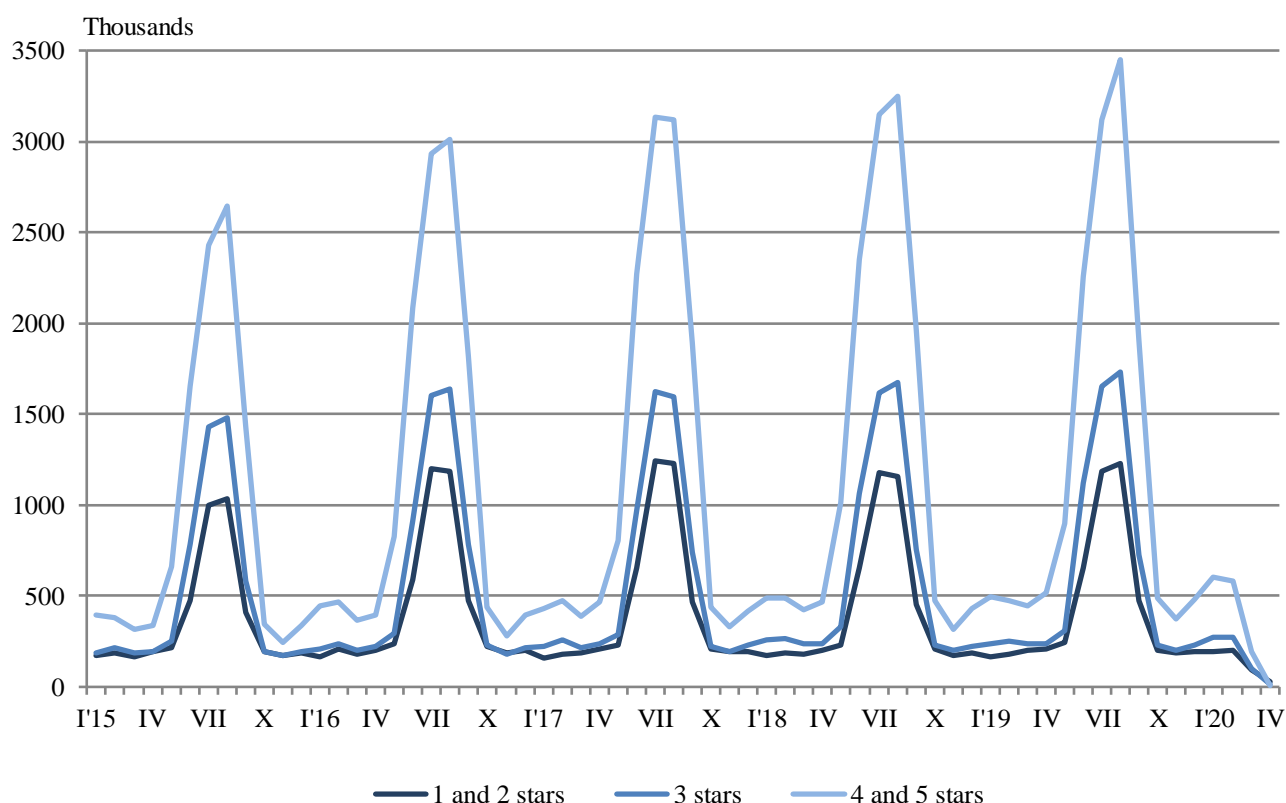
## ACTIVITY OF ACCOMMODATION ESTABLISHMENTS IN APRIL 2020

In April 2020, in a state of emergency declared on 13.03.2020, 506 accommodation establishments - hotels, motels, camping sites, mountain chalets and other establishments for short-term accommodation with more than 10 bed-places were functioned in the country (Annex, Table 1). The total number of the rooms in them was 15.0 thousand and the bed-places were 28.6 thousand. In comparison with April 2019, the total number of accommodation establishments (functioned during the period) decreased by 75.3% and the bed-places in them - by 81.9%.

The total number of the nights spent in all accommodation establishments registered in April 2020 was 49.5 thousand, or by 94.9% less in comparison with the same month of the previous year, as the greatest drop (by 98.5%) was observed in 4 and 5 stars accommodation establishments.

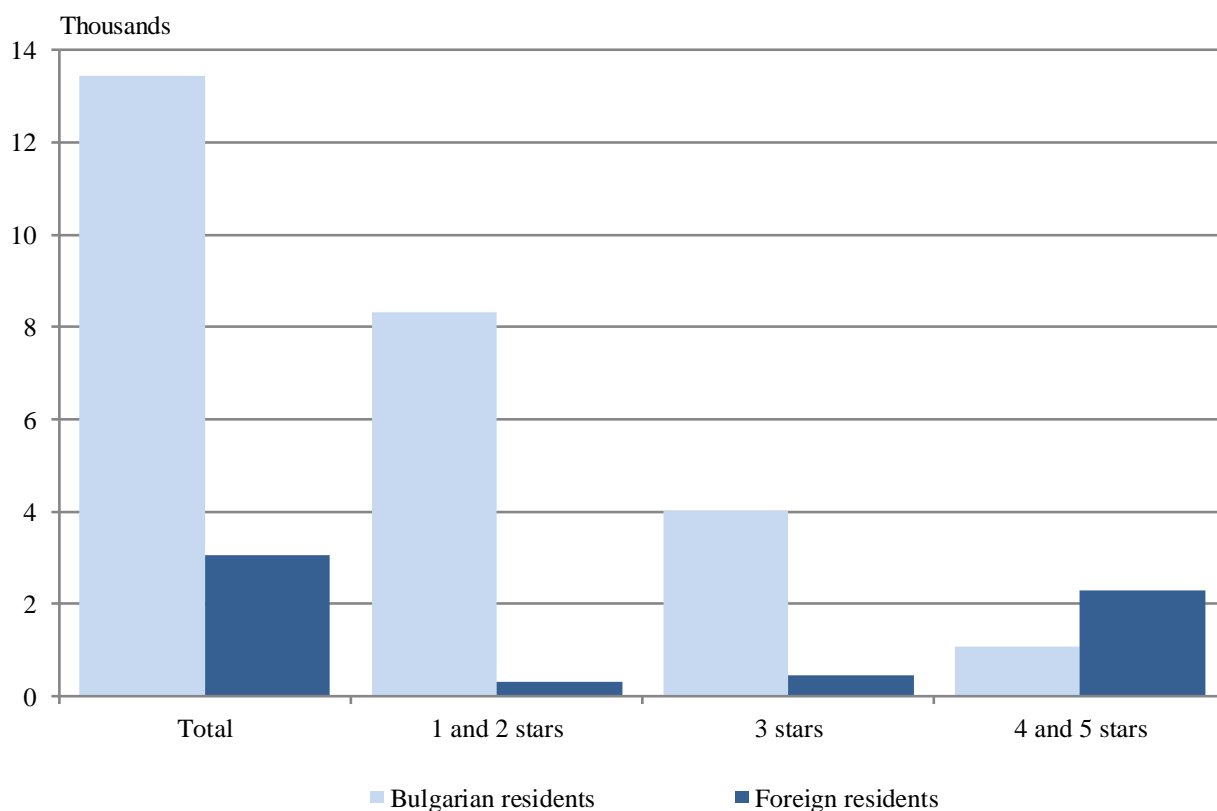
In April 2020, 38.7% of all nights spent by foreign citizens and 9.5% of all nights spent by Bulgarians were realized in 4 and 5 stars hotels. In 3 stars accommodation establishments were spent 31.6% of all nights by foreigners and 27.0% of all nights by Bulgarian residents, while in the rest of accommodation establishments (with 1 and 2 stars) they were 29.7% and 63.5% respectively.

**Figure 1. The nights spent in accommodation establishments by categories and months**



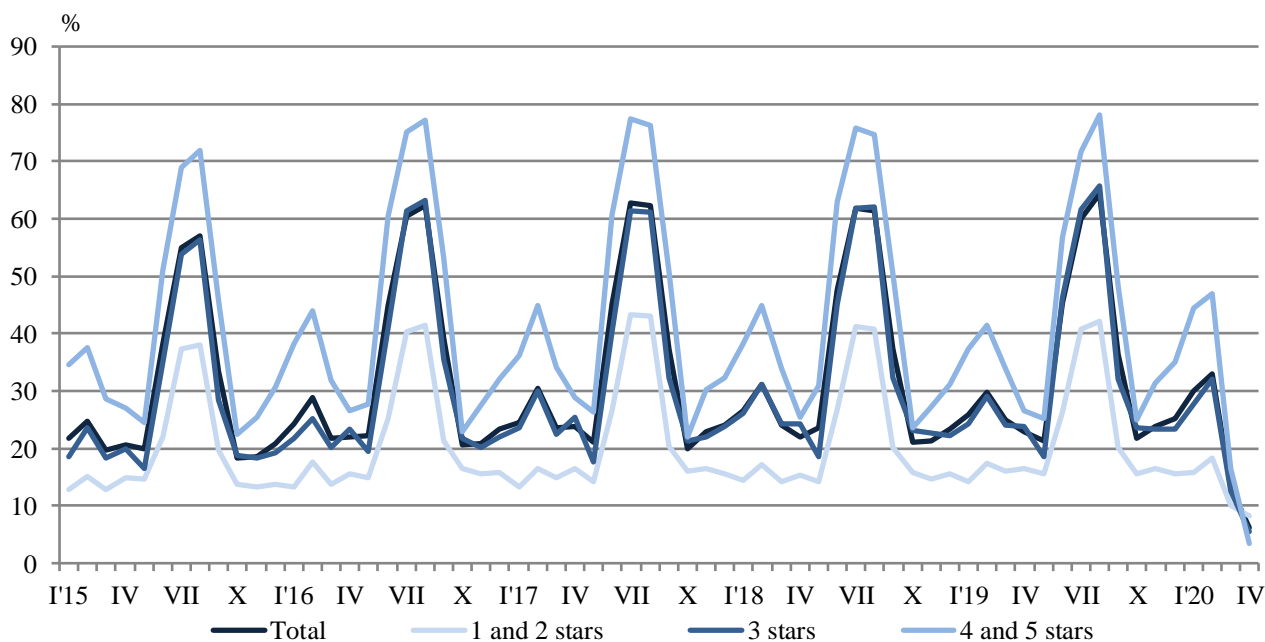
In April 2020, the number of arrivals in all accommodation establishments decreased by 96.3% compared to the same month of 2019 and reached 16.5 thousand. A collapse both for foreign citizens by 98.2% and for Bulgarian citizens by 95.2% was registered. Bulgarians spent the nights in accommodation establishments in April 2020 were 13.4 thousand and spent 2.9 nights on the average. The arrivals of foreigners were 3.1 thousand, and had on average 3.5 nights, as 74.9% of them spent nights in hotels with 4 and 5 stars.

**Figure 2. Arrivals in accommodation establishments by categories in April 2020**



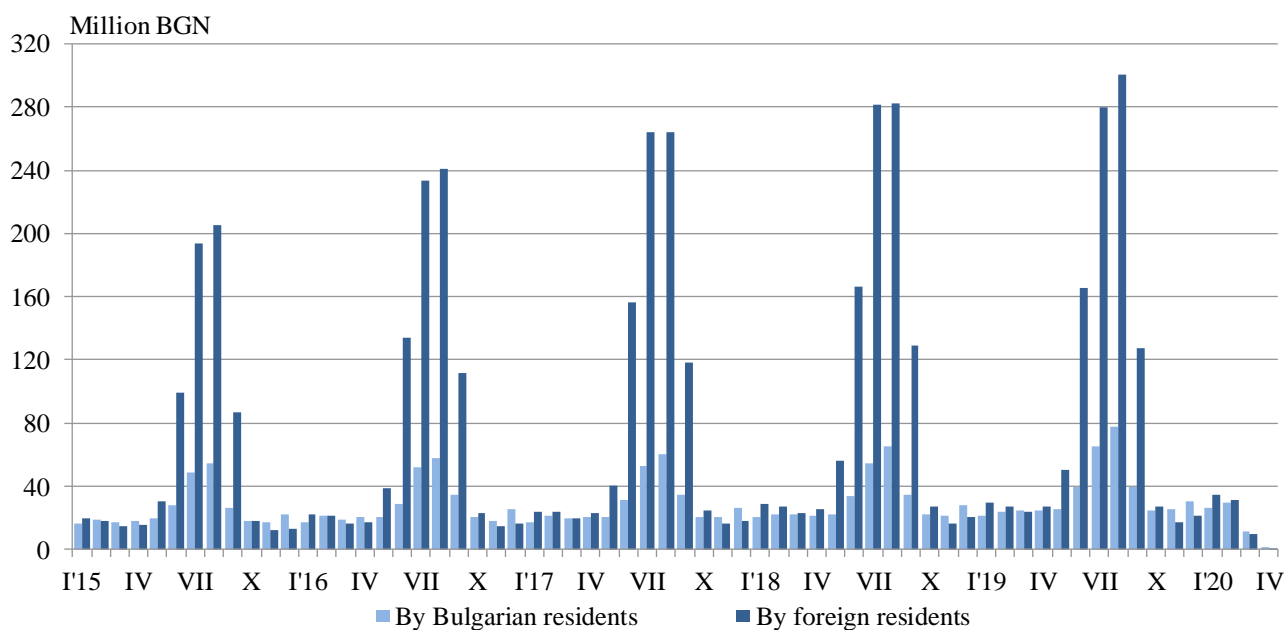
In April 2020, the total occupancy of the bed-places in accommodation establishments was 6.1% and decreased by 16.8 percentage points compared to April 2019. The highest was occupancy of the bed-places in 1 and 2 stars accommodation establishments - 8.2%, followed by 3 stars accommodation establishments - 5.6%, and hotels with 4 and 5 stars - 3.4%.

**Figure 3. The occupation of the bed-places in accommodation establishments by categories and months**



The total revenues from nights spent in April 2020 reached 2.3 million BGN or by 95.5% less compared to April 2019. A drop for both foreigners by 96.4% and Bulgarians by 94.4% was registered.

**Figure 4. The revenues from nights spent in accommodation establishments by months**



## Methodological notes

Since 2012 the statistical survey on **accommodation establishments** has been carried out monthly in compliance with the Regulation 692/2011 of the European Parliament and of the Council concerning European statistics on tourism and the Regulation 1051/2011 of the Commission implementing Regulation 692/2011 of the European Parliament and of the Council concerning European statistics on tourism, as regards the structure of the quality reports and the transmission of the data.

All categorized hotels, camping sites and other types of accommodation establishments with more than 10 bed-places in use during the reporting period were included in the observation.

The indicator **other accommodation establishments** include the holiday settlements, hostels, guests houses, bungalows, rest houses, mountain chalets, private rooms and flats and other establishments for short accommodation.

**Available Bed Capacity** is the maximum number of bed-places on offer for each day of the reference month.

In the **revenues from nights spent** in accommodation establishments are included the sums paid by the guests, without the extra services.

Annex

Table 1

Activity of accommodation establishments in April 2020<sup>1</sup>

Districts	Establishments - in numbers	Bed-places - in numbers	Available bed-nights - in numbers	Nights spent - in numbers		Arrivals in accommodation establishments - in numbers		Revenues from nights spent - Thousand BGN	
				Total	Of which: By foreigners	Total	Of which: Foreigners	Total	Of which: By foreigners
<b>Total</b>	<b>506</b>	<b>28626</b>	<b>811916</b>	<b>49472</b>	<b>10657</b>	<b>16494</b>	<b>3059</b>	<b>2344</b>	<b>980</b>
Blagoevgrad	24	842	19109	1014	69	383	12	21	2
Burgas	35	2256	41167	4557	770	1261	46	231	60
Varna	49	3577	106974	4176	707	1405	73	198	40
Veliko Tarnovo	32	1601	48030	2522	418	574	73	62	9
Vidin	12	477	14310	723	91	282	9	25	4
Vratsa	15	558	15591	2126	36	388	..	56	2
Gabrovo	7	457	13710	462	-	183	-	16	-
Dobrich	14	1034	31020	1232	-	329	-	31	-
Kardzhali	17	507	15060	539	-	368	-	17	-
Kyustendil	6	354	10620	..	..	..	..	..	..
Lovech	8	582	17296	533	..	88	..	11	..
Montana	9	352	10560	1424	374	356	37	40	11
Pazardzhik	1	114	3420	..	..	..	..	..	..
Pernik	4	280	8400	..	..	..	..	..	..
Pleven	14	807	24210	3686	..	546	119	226	..
Plovdiv	48	2289	64657	2800	99	1522	68	95	5
Razgrad	12	543	16290	3036	..	644	..	154	..
Ruse	31	1203	35313	1306	130	704	42	48	5
Silistra	13	522	15660	615	..	325	..	18	..
Sliven	11	673	20190	493	..	257	5	18	..
Smolyan	11	289	4585	..	..	..	..	..	..
Sofia	10	304	7128	1839	-	162	-	42	-
Sofia (stolitsa)	52	6554	195630	8926	3685	4685	2416	791	529
Stara Zagora	11	469	14070	1812	..	380	..	61	..
Targovishte	7	314	9420	711	..	434	..	28	..
Haskovo	14	551	16530	955	44	187	8	39	4
Shumen	29	747	22410	1779	..	429	..	49	..
Yambol	10	370	10556	410	32	128	..	20	2

<sup>1</sup> In use.

'-' no case registered

'..' confidential data.