



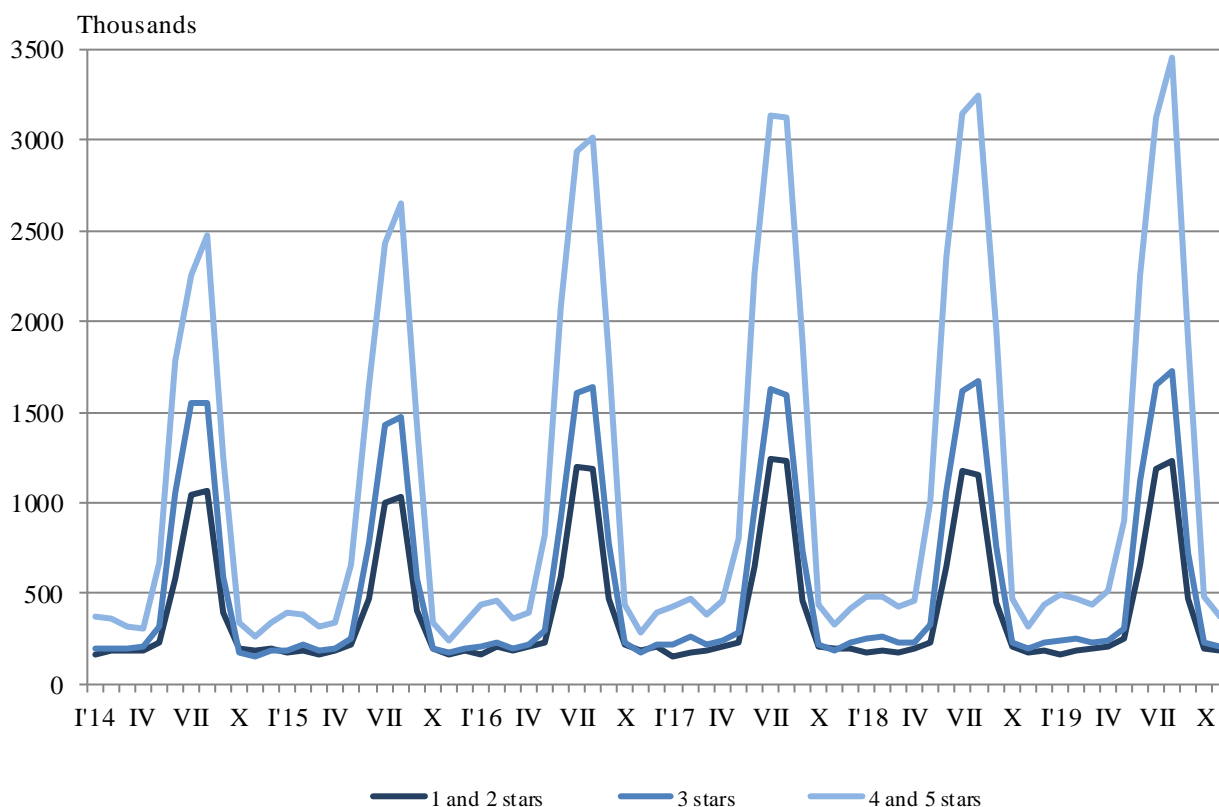
ACTIVITY OF ACCOMMODATION ESTABLISHMENTS IN NOVEMBER 2019

In November 2019, 1 838 - accommodation establishments - hotels, motels, camping sites, mountain chalets and other establishments for short-term accommodation with more than 10 bed-places were functioned in the country (Annex, Table 1). The total number of the rooms in them was 53.7 thousand and the bed-places were 108.7 thousand. In comparison with November 2018, the total number of accommodation establishments (functioned during the period) decreased by 0.3%, and the bed-places in them - by 1.0%.

The total number of the nights spent in all accommodation establishments registered in November 2019 was 762.9 thousand, or by 11.4% more in comparison with the same month of the previous year, as the greatest increase (by 17.4%) was observed in 4 and 5 stars accommodation establishments.

In November 2019, 71.4% of all nights spent by foreign citizens and 40.0% of all nights spent by Bulgarians were realized in 4 and 5 stars hotels. In 3 stars accommodation establishments were spent 19.8% of all nights by foreigners and 29.1% of all nights by Bulgarian residents, while in the rest of accommodation establishments (with 1 and 2 stars) they were 8.8% and 30.9% respectively.

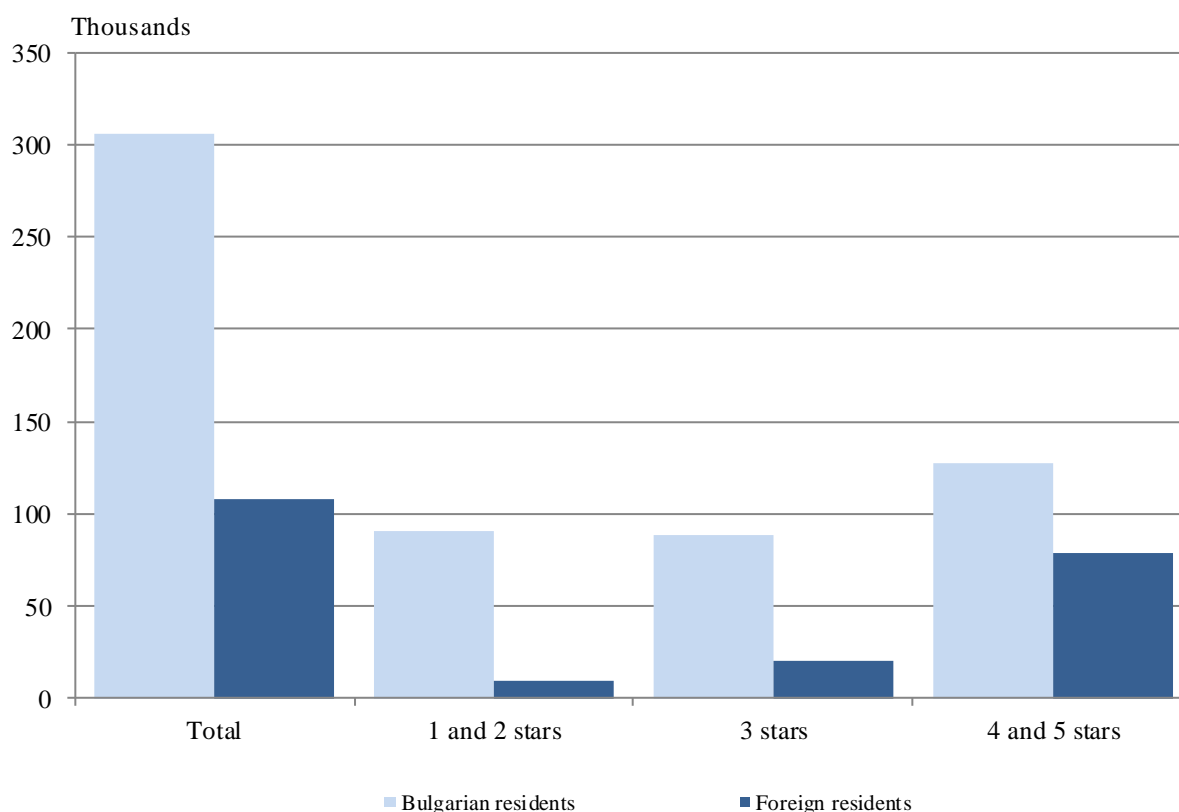
Figure 1. The nights spent in accommodation establishments by categories and months





In November 2019, the number of arrivals in all accommodation establishments increased by 11.5% compared to the same month of 2018 and reached 413.6 thousand, as an increase for both Bulgarians and foreigners by 12.0% and by 10.0% respectively was registered. Bulgarians spent the nights in accommodation establishments in November 2019 were 305.9 thousand and spent 1.8 nights on the average. The arrivals of foreigners were 107.7 thousand, and had on average 2.0 nights, as 73.1% of them spent nights in hotels with 4 and 5 stars.

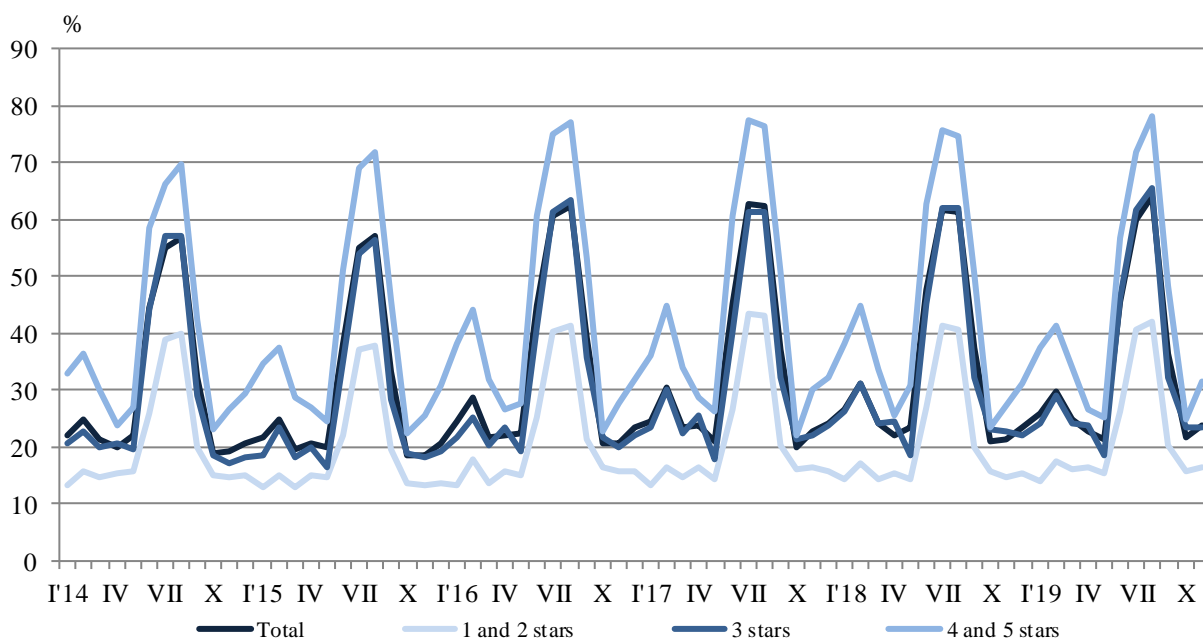
Figure 2. Arrivals in accommodation establishments by categories in November 2019



In November 2019, the total occupancy of the bed-places in accommodation establishments was 23.9% and increased by 2.5 percentage points compared to November 2018. The highest was occupancy of the bed-places in 4 and 5 stars accommodation establishments - 31.4%, followed by 3 stars accommodation establishments - 23.3%, and with 1 and 2 stars - 16.5%.

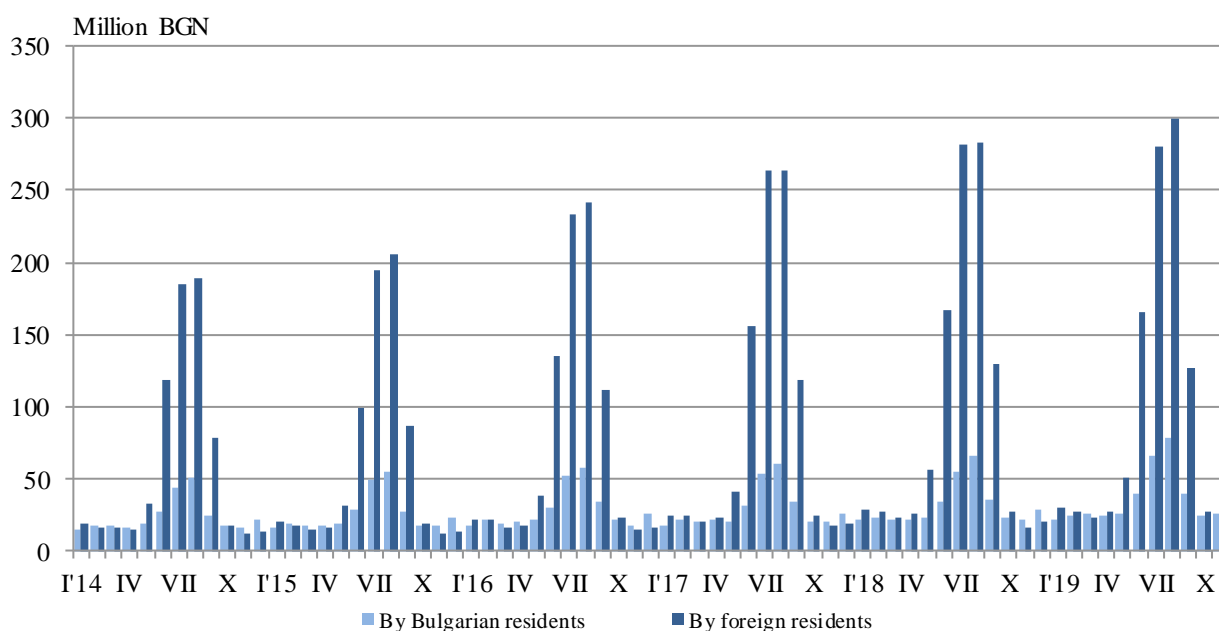


Figure 3. The occupation of the bed-places in accommodation establishments by categories and months



The total revenues from nights spent in November 2019 reached 42.8 million BGN or by 12.0% more compared to November 2018. An increase in revenues for both Bulgarians by 17.4% and foreigners by 5.1% was registered.

Figure 4. The revenues from nights spent in accommodation establishments by months





Methodological notes

Since 2012 the statistical survey on **accommodation establishments** has been carried out monthly in compliance with the Regulation 692/2011 of the European Parliament and of the Council concerning European statistics on tourism and the Regulation 1051/2011 of the Commission implementing Regulation 692/2011 of the European Parliament and of the Council concerning European statistics on tourism, as regards the structure of the quality reports and the transmission of the data.

All categorized hotels, camping sites and other types of accommodation establishments with more than 10 bed-places in use during the reporting period were included in the observation.

The indicator **other accommodation establishments** include the holiday settlements, hostels, guests houses, bungalows, rest houses, mountain chalets, private rooms and flats and other establishments for short accommodation.

Available Bed Capacity is the maximum number of bed-places on offer for each day of the reference month.

In the **revenues from nights spent** in accommodation establishments are included the sums paid by the guests, without the extra services.



Annex

Table 1

Activity of accommodation establishments in November 2019¹

Districts	Establishments - in numbers	Bed-places - in numbers	Available bed-nights - in numbers	Nights spent - in numbers		Arrivals in accommodation establishments - in numbers		Revenues from nights spent - Thousand BGN	
				Total	Of which: By foreigners	Total	Of which: Foreigners	Total	Of which: By foreigners
Total	1838	108708	3194616	762885	215472	413553	107657	42757	17484
Blagoevgrad	165	13079	375528	83081	18773	44351	8644	4160	1041
Burgas	75	5670	159005	29692	5253	14441	2165	1374	403
Varna	147	11359	340770	54879	21690	25932	7883	2803	1293
Veliko Tarnovo	111	4843	144450	29479	4218	18041	2663	1155	212
Vidin	25	818	23698	5318	810	3096	540	217	35
Vratsa	25	868	25498	6724	928	3350	361	208	41
Gabrovo	60	3130	87902	17636	1167	9881	510	606	71
Dobrich	48	4217	126270	14131	3552	7600	1683	855	213
Kardzhali	33	1052	31560	4463	1110	2754	604	196	54
Kyustendil	66	2718	81540	12850	1252	7413	716	483	64
Lovech	68	3581	105900	20983	1398	10468	367	781	57
Montana	23	1111	32910	6458	819	3769	326	238	39
Pazardzhik	45	4040	114912	45155	2274	21431	809	2437	140
Pernik	12	491	14730	2153	482	1353	211	76	23
Pleven	23	1263	37890	7790	2395	3906	730	396	192
Plovdiv	204	10389	311386	96062	15618	52958	8039	4966	977
Razgrad	16	700	21000	5905	1420	2799	460	247	77
Ruse	51	2074	60720	14460	3439	8719	1990	745	227
Silistra	25	782	23460	3928	633	2491	343	147	33
Sliven	53	1947	57538	6703	1089	4170	473	296	78
Smolyan	196	8132	239862	26231	1056	14380	513	1010	45
Sofia	80	7002	202321	42976	5435	25926	2281	1904	281
Sofia (stolitsa)	122	12063	361260	164039	109450	95705	60419	14514	11185
Stara Zagora	48	3555	100323	33037	3688	12747	1198	1617	247
Targovishte	12	483	14490	3237	641	1938	317	183	43
Haskovo	31	1420	42600	13385	3915	7705	2470	650	281
Shumen	57	1318	39540	8543	1882	4739	644	340	84
Yambol	17	603	17553	3587	1085	1490	298	153	48

¹ In use.