



ACTIVITY OF NON FINANCIAL ENTERPRISES FOR 2008 PRELIMINARY DATA

1. INDUSTRY

In National Statistical Institute 31 616 industrial enterprises have sent Annual Report for 2008, which is almost 3% more than in 2007. The number of companies making up the balance rose, while the number of businesses, not making up the balance fell, which is a constant trend over the past 5 years.

Number of enterprises

	2007			2008			Index 2008/2007 (%)		
	Total	Compiling balance sheets	Non compiling balance sheets	Total	Compiling balance sheets	Non compiling balance sheets	Total	Compiling balance sheets	Non compiling balance sheets
Industry - total	30709	20120	10589	31616	22054	9562	102.95	109.61	90.30
Mining and quarrying	304	274	30	349	322	27	114.80	117.52	90.00
Manufacturing	29597	19116	10481	30136	20685	9451	101.82	108.21	90.17
Electricity, gas, steam and air conditioning supply	352	346	6	583	576	7	165.63	166.47	116.67
Water supply; sewerage, waste management and remediation activities	456	384	72	548	471	77	120.18	122.66	106.94

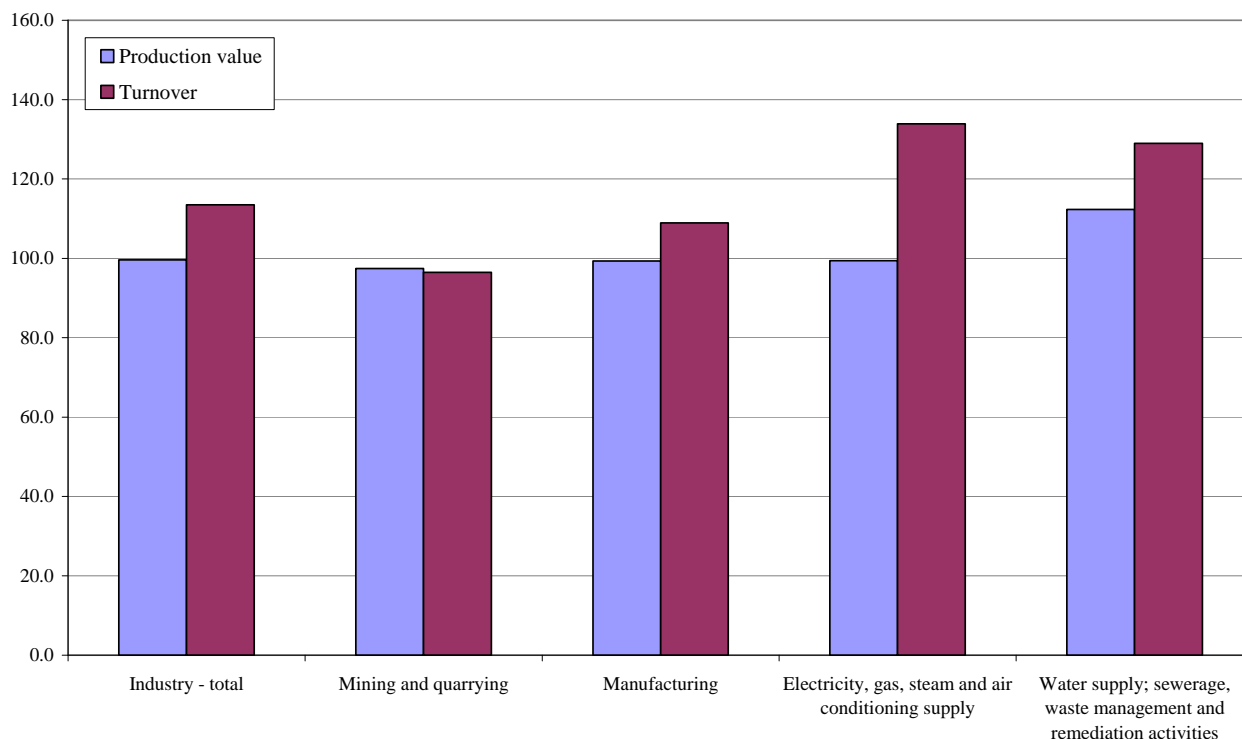
The preliminary data showed that the Production value of industrial enterprises at current prices in 2008 amounted to nearly 56 011 million BGN. At constant 2007 prices, the Production value remains at the level of the previous year. The Production value decreased by 0.6% in the sections with the highest relative share - the manufacturing and the electricity, gas, steam and air conditioning supply. The Production value in the mining industry fell by 2.6% while in the water supply; sewerage, waste management and remediation activities, a growth of 12.3% was registered.

Production value in industry

	2007 Thousand BGN	2008 Thousand BGN	Index 2008/2007 (current prices - %)	Index 2008/2007 (constant prices - %)
Industry - total	50902866	56011394	110.04	99.61
Mining and quarrying	2266750	2334078	102.97	97.41
Manufacturing	41825803	45663621	109.18	99.36
Electricity, gas, steam and air conditioning supply	5511374	6389978	115.94	99.40
Water supply; sewerage, waste management and remediation activities	1298939	1623717	125.00	112.33

The Turnover¹ of industrial enterprises in 2008 increased by 13.5% compared to 2007, calculated from current prices. The Turnover increased, compared to the previous year in the manufacturing by 8.9%, in the electricity, gas, steam and air conditioning supply by 33.9%, in the water supply; sewerage, waste management and remediation activities by 29.0%, while in the mining and quarrying the turnover fell by 3.5%.

**Production value indices and turnover indices for 2008 - %
(2007=100)**



The preliminary data showed that the Value added at factor cost in 2008 is estimated at 11 953 million BGN. At current prices, the Value added decreased by 4.5% compared to 2007. The highest decrease in Value added was seen in the mining and quarrying - 23.1%, followed by manufacturing - 6.3%. In the electricity, gas, steam and air conditioning supply and in the water supply; sewerage, waste management and remediation activities a growth of 3.5 and 43.6% respectively was registered.

2. CONSTRUCTION

In 2008, the number of the enterprises carrying out the construction activity and presented the Annual report at the National Statistical Institute was 21 427. As compared to 2007, the number of the enterprises that made up the balance increased by 17.9% was registered, while the number of the enterprises that did not make up the balance dropped by 4.4%.

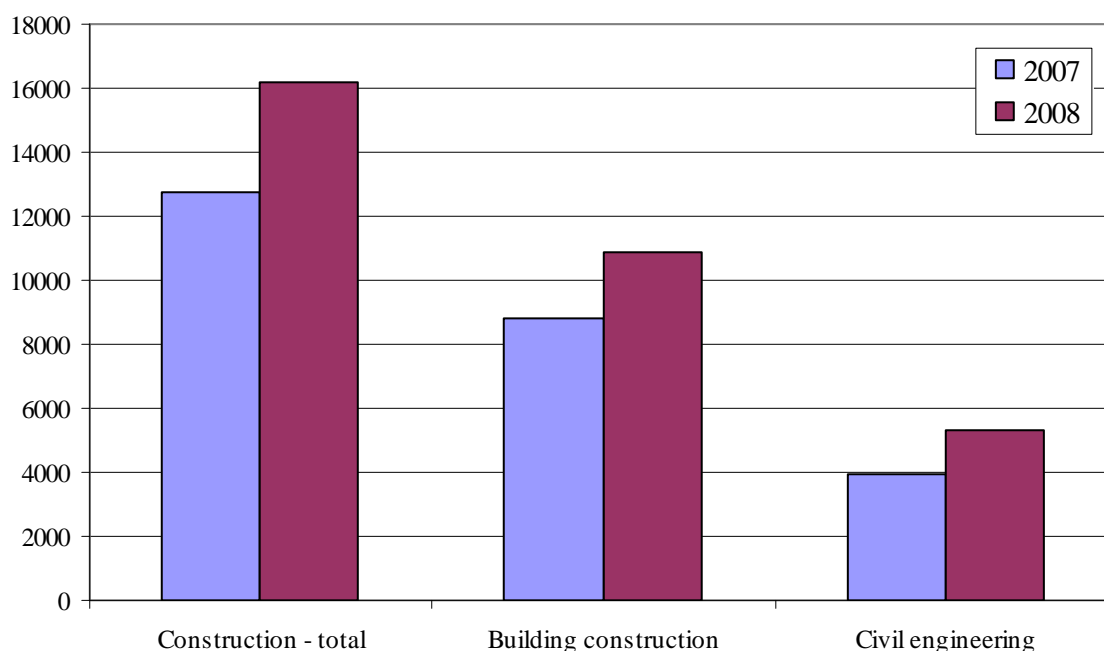
¹ The turnover comprises the totals invoiced by the observation units plus taxes on products (excise duty). The changes in the turnover according to the previous year are calculated through direct comparison of the values of the turnover at current prices, the turnover indices reflect the development of the value of sales as well as changes in prices. In 2008 the average annual producer price index, according to 2007 was 110.95%

Number of enterprises on NACE.BG - 2008

	2007	2008
Total	18836	21427
Compiling balance sheets	15364	18107
Non compiling balance sheets	3472	3320

According to the preliminary data of the National Statistical Institute the total construction production in 2008 was 21 663 million BGN which was by 27.1% more as compared to the previous year. The building construction rose by 23.3% in comparison with 2007, while the civil engineering - by 35.6%. The bigger growth of the construction production of the civil engineering showed that in 2008 the construction contractors preferred to invest mainly in the construction equipment related to the infrastructure.

Construction production - million BGN



In 2008 the revenues from the construction and mounting activities at current prices were 17 716 million BGN, as of which 67.2% were from building construction and 32.8% from civil engineering. As compared to 2007 this proportion was 69.2% from the building construction and 30.8% from the civil engineering.

The revenues from the construction and mounting activities at current prices by kind of construction

	Million BGN			
	2005	2006	2007	2008
Construction - total	6885	9243	12800	17716
Building construction	4801	6366	8862	11903
Civil engineering	2084	2877	3938	5813

By preliminary data the Turnover of the enterprises in the construction activity at current prices of 2008 rose by 23.7% as compared to the previous year and reached 20 189 million BGN.

As compared to 2007, in 2008 the calculated Gross value added at preceding year prices in the construction branch by factor expenditures increased by 10.3% to 2 943 million BGN.

3. DOMESTIC TRADE; ACCOMMODATION AND FOOD SERVICE ACTIVITIES

In Section ‘Wholesale and retail trade; repair of motor vehicles and motorcycles’ (NACE.BG-2008) 126 652 enterprises have been reported for the year 2008, or by 1.2% more than the previous year. The structure of the gathered reports was changed during the period 2005 - 2008, with growing share of the enterprises, compiling balance sheets and submitting to the National Statistical Institute the ‘Annual report of non-financial enterprises’ (growth of 19.1 percentage points in comparison with 2005 or about 50.5% from all reports received for 2008), on behalf of those which kept simplified accounts and submitted the shortened form of the report.

In Section ‘Accommodation and food service activities’ (NACE.BG-2008) 22 092 enterprises were reported for the year 2008. In this section the same trend of the increase of the relative share of the submitted ‘Annual report of non-financial enterprises’ was seen (by 20.7 percentage points more than in 2005). The results affected positively the quality of the obtained statistical data, as the received detailed information was used directly (without the use of statistical methods and models) for the calculation of the GDP and the indicators that the NSI should present on a regular basis to the Eurostat.

Number of enterprises on NACE.BG - 2008

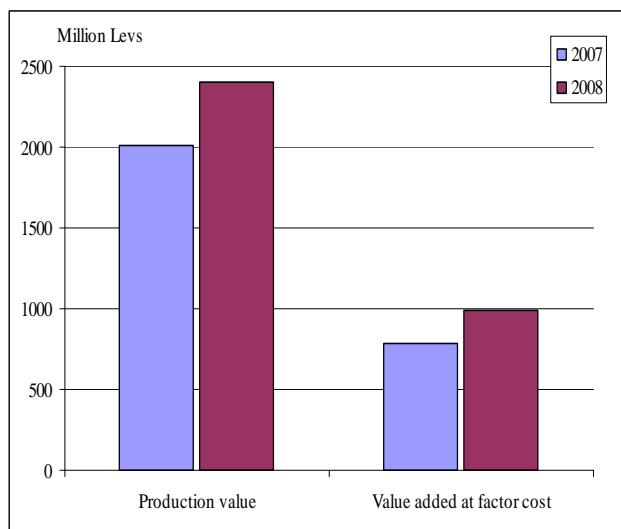
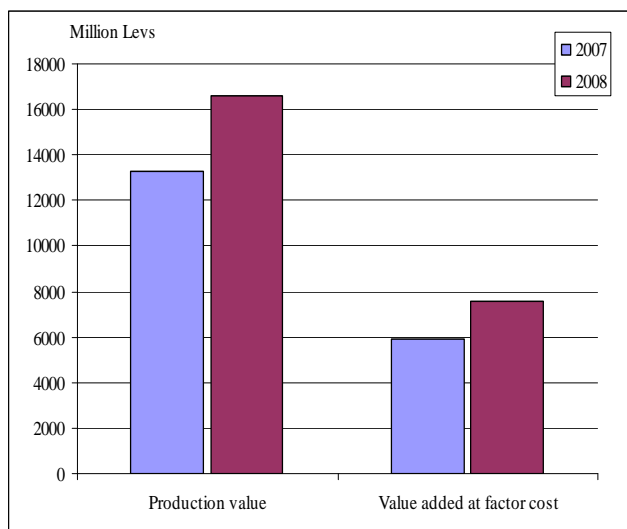
	Section ‘Wholesale and retail trade; repair of motor vehicles and motorcycles’		Section ‘Accommodation and food service activities’	
	2007	2008	2007	2008
Total	125092	126652	22046	22092
Compiling balance sheets	59448	64000	8349	9671
Non compiling balance sheets	65644	62652	13697	12421

For 2008 the Turnover in Section ‘Wholesale and retail trade; repair of motor vehicles and motorcycles’ was 89 623 million BGN, which represented an increase by 20.1% in comparison with 2007 at current prices. A similar trend was also observed for the indicators Production value and Value added at factor cost, which increased by 25.1 and 27.5% respectively. In Section ‘Accommodation and food service activities’ the Turnover was 2 915 million BGN and increased by 13.8% compared to the previous year. The Production value and Value added at factor cost also grew by 19.6 and 27.1% respectively.

Main economics indicators

Section 'Wholesale and retail trade; repair of motor vehicles and motorcycles'

Section 'Accommodation and food service activities'



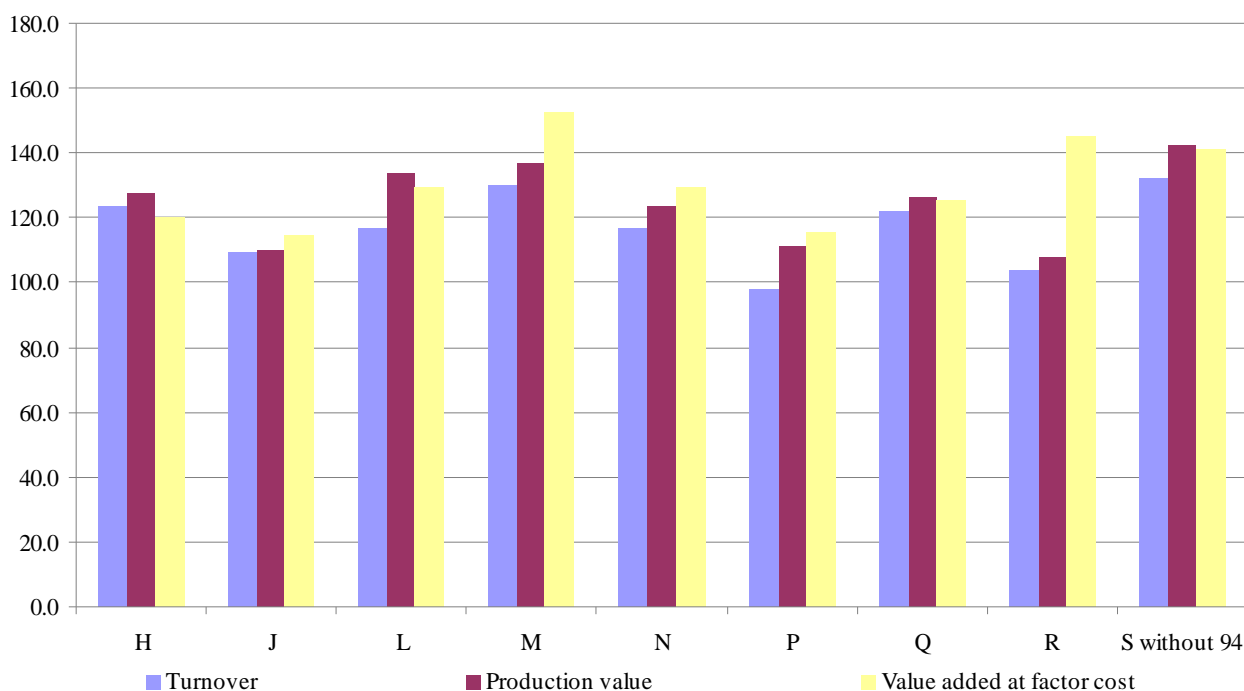
Indicators	Section 'Wholesale and retail trade; repair of motor vehicles and motorcycles'			Section 'Accommodation and food service activities'		
	2007	2008	2008 as % to 2007	2007	2008	2008 as % to 2007
	Thousand BGN			Thousand BGN		
Turnover	74618229	89623204	120.1	2562612	2915199	113.8
Production value	13293872	16634368	125.1	2010303	2403485	119.6
Value added at factor cost	5929485	7558587	127.5	782172	994348	127.1

4. TRANSPORT, COMMUNICATION AND SERVICES

The Annual report of non-financial enterprises for 2008 was submitted by 99 955 companies with activities Transport, communication and services, which was 19.5 % more than in 2007. It was registered an increase in the Turnover by 19.1% up to 30 323 million levs at current prices as and Production value - by 24.2 % and Value added at factor cost – by 26.3 %.

The biggest impact on the increase had the Transportation and storage; Information and communication; and Professional, scientific and technical activities, which formed a share over 70% of Turnover, Production value and Value added at factor cost in transport, communication and services.

**Production value indices, turnover indices and value added indices for 2008 - %
(2007=100)**



Activities	NACE.BG - 2008	2007			2008		
		Number of enterprises			Number of enterprises		
		Total	Compiling balance sheets	Non compiling balance sheets	Total	Compiling balance sheets	Non compiling balance sheets
Transportation and storage	H	15524	8635	6889	16948	10395	6553
Information and communication	J	5847	4502	1345	6327	5213	1114
Real estate activities	L	9823	8794	1029	15272	14215	1057
Professional, scientific and technical activities	M	23564	16233	7331	28388	21734	6654
Administrative and support service activities	N	5367	3859	1508	6361	4950	1411
Education	P	2163	1094	1069	2145	1271	874
Human health and social work activities	Q	10626	2748	7878	10488	3113	7375
Arts, entertainment and recreation	R	2308	1483	825	3054	2188	866
Other service activities (without activities of membership organizations n.e.c.)	S without 94	8409	2277	6132	10972	4173	6799
Transport, communication and services - total		83631	49625	34006	99955	67252	32703