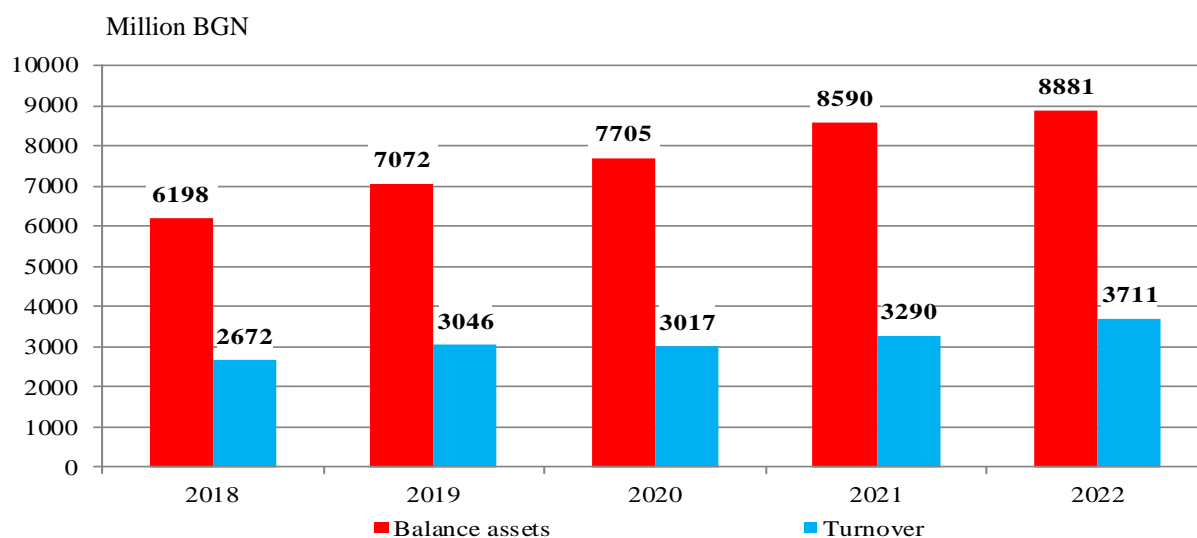


ASSOCIATIONS AND FOUNDATIONS FOR 2022 (PRELIMINARY DATA)

1. Insurance companies

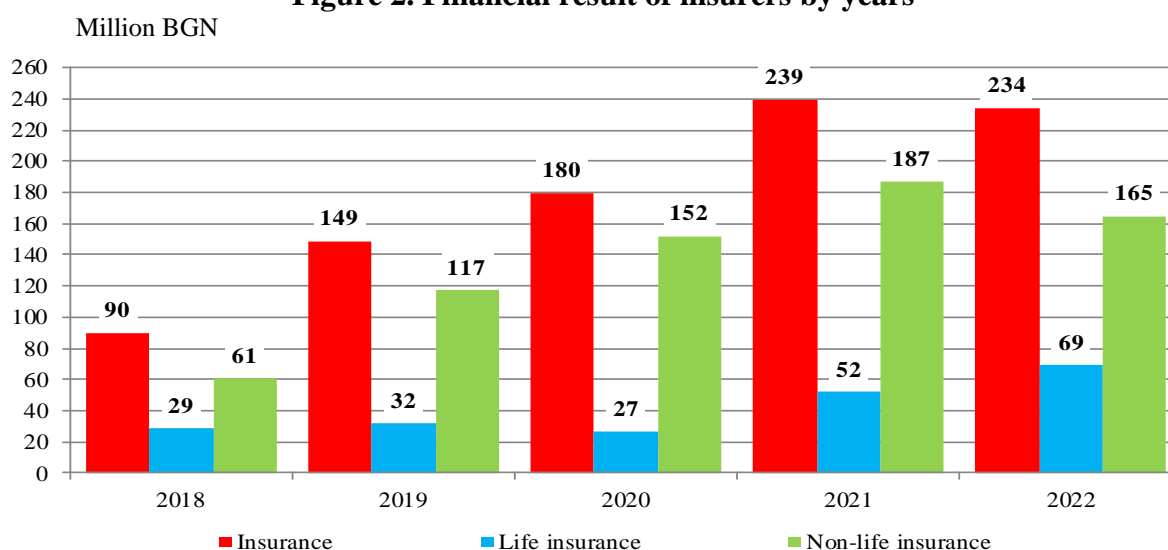
For 2022 a total of 44 licensed insurance companies have submitted their annual reports at the National Statistical Institute, with balance value of assets as of 31.12.2022 for 8 881 million BGN and realised turnover¹ for 3 711 million BGN.

Figure 1. Balance value of assets and turnover of insurance companies by years



In 2022 the insurance companies have reported a positive financial result of their activity for 234 million BGN. In the life insurance sector profit of 69 million BGN is realised while in non-life insurance sector the profit reached 165 million BGN.

Figure 2. Financial result of insurers by years



¹ The turnover includes the gross premiums earned in the current accounting year.

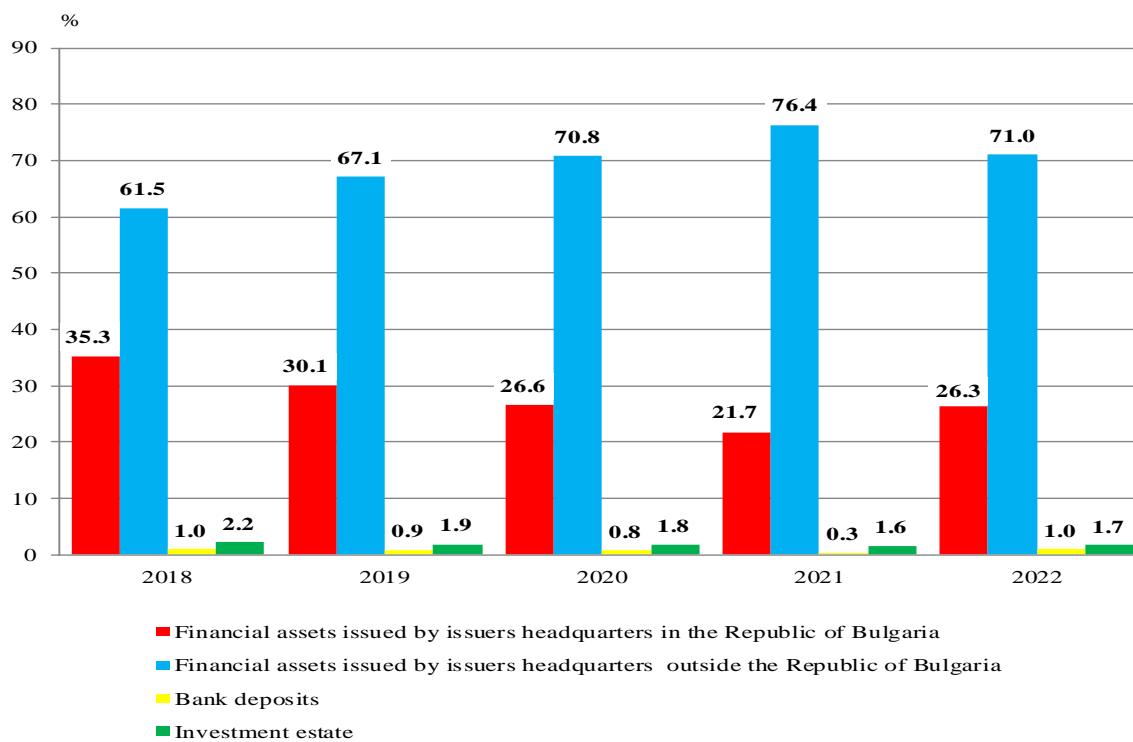
2. Pension Companies and Pension Funds

In 2022, 10 pension companies have been active, with balance value of assets the end of the year for 543 million BGN.

The operating income of pension companies for 2022 is 296 million BGN and the realised profit amounted to 69 million BGN.

For the reference 2022 31 supplementary pension funds have submitted annual reports for their activity at the NSI, of which 20 are compulsory (10 universal and 10 professional funds), and 11 are voluntary, as well as 19 funds for making payments, of which 9 deferred funds and 10 funds for the payment of lifetime pensions. The balance value assets of supplementary pension insurance fund as of 31.12.2022 is 19 291 million BGN and the investments reached 17 321 million BGN. The balance value assets of funds for making payments as 31.12.2022 is 69 million BGN and the investments reached 28 million BGN.

Figure 3. Structure of investments of supplementary pension funds by kind and years



The total number of insured persons in supplementary pension funds as of 31.12.2022 is 4 920 995 and the gross receipts from contributions - 2 233 million BGN.

3. Special Investment Purpose Companies

For the reference 2022 at the NSI were submitted 252 annual reports by special investment purpose companies (investment intermediaries, investment companies, management companies, mutual funds, companies limited by shares with special purpose, alternative investment fund, national investment funds), with total balance value of their assets the end of the year for 12 723 million BGN. Foreign assets received (securities and cash to customers) amounted to 7 785 million BGN.

1. Number of Investment companies

Investment companies by type	2018	2019	2020	2021	2022*
Total	257	249	256	251	252
Investment intermediaries	40	38	37	35	34
Investment companies	4	3	3	0	4
Management companies	31	31	30	31	32
Mutual funds	128	121	121	115	113
Companies limited by shares with special investment purpose	54	53	56	50	48
National investment funds	-	2	4	13	12
Alternative investment fund	-	1	5	7	9

The financial income of special purpose in companies for 2022 at current prices totalled 1 894 million BGN and the financial result for the year was a profit of 56 million BGN.

4. Associations and Foundations

According to preliminary data the number of associations and foundations, which have submitted annual reports for 2022 at the NSI, was 10 137. The balance value of their assets as of 31.12.2022 amounted to 1 466 million BGN.

The total revenues from non-profit activities for 2022 at current prices were 907 million BGN and their revenues from regular activity - 871 million BGN.

2. Major economic indicators of the associations and foundations

Major economic indicators	2018	2019	2020	2021	2022*
Number	9727	9754	9636	10045	10137
Balance value of assets - million BGN ¹	1186	1267	1312	1455	1466
Revenues from regular activity - million BGN ^{1,2}	590	646	643	736	871
Expenditure for regular activity - million BGN ^{1,3}	280	319	316	348	457

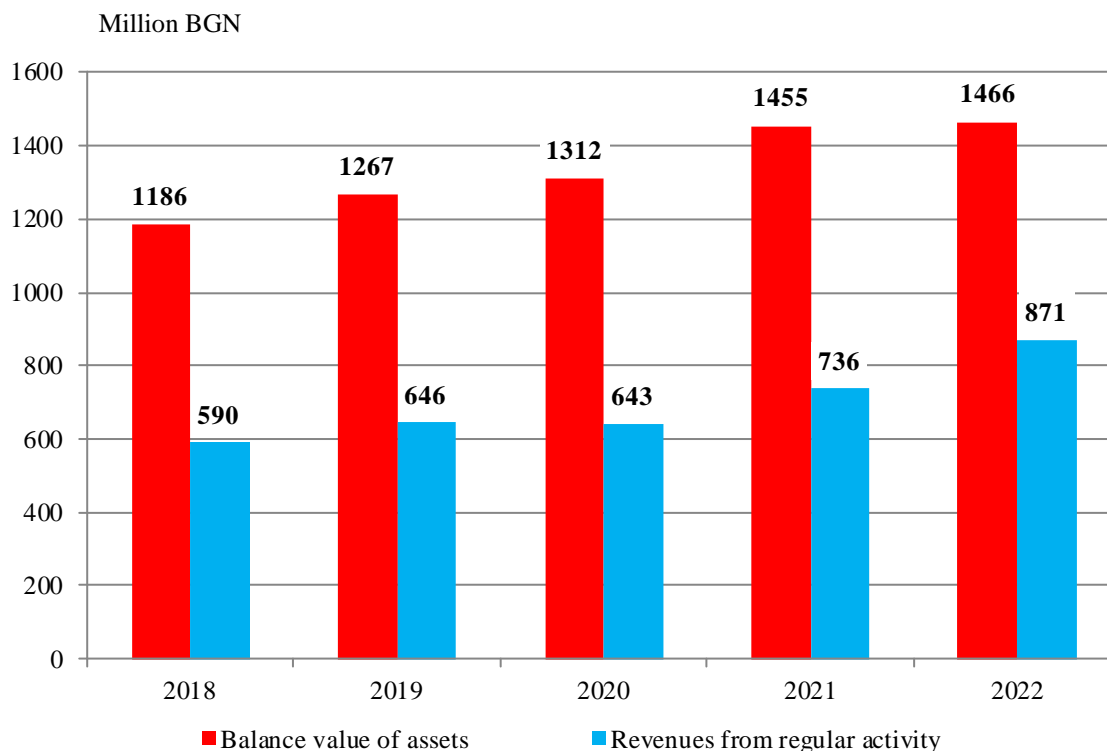
¹ Data at current prices.

² Revenues from regular activity include Grants under condition, Grants without condition, Membership fee and Other revenues.

³ Expenditure for regular activity include Grants and Other expenditure.

* Preliminary data.

Figure 4. Balance value of assets and revenues from regular activity by years



The members of associations and foundations as of 31.12.2022 were 2 094 527, of which 179 127 were legal entities and 1 915 400 were individuals. The working volunteers were 54 605, as they worked a total of 1 188 745 hours.