

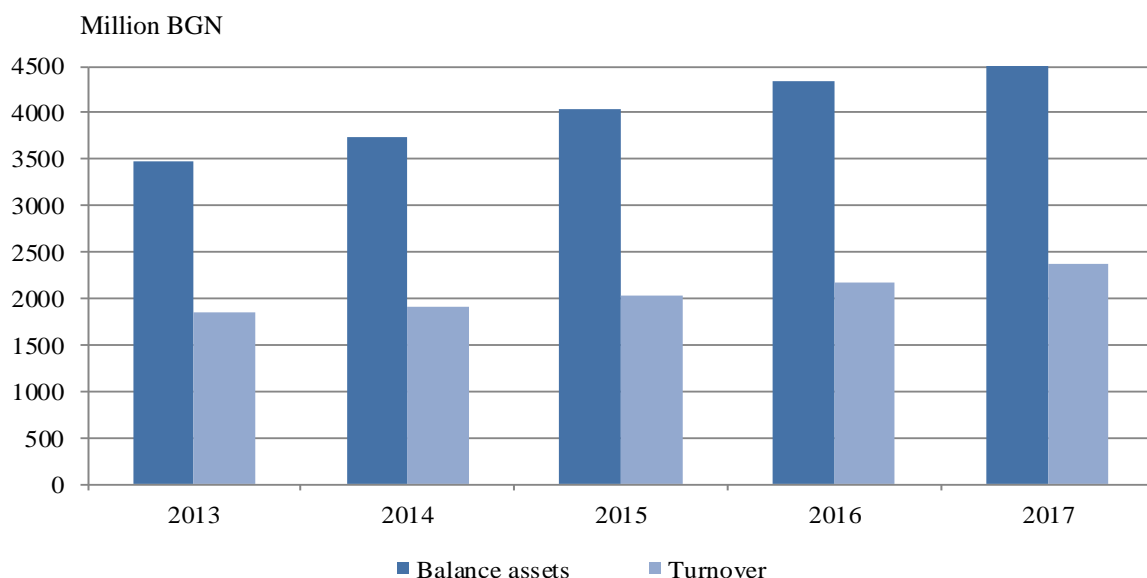


ACTIVITY OF FINANCIAL ENTERPRISES AND ASSOCIATIONS AND FOUNDATIONS IN 2017 (PRELIMINARY DATA)

1. Insurance companies

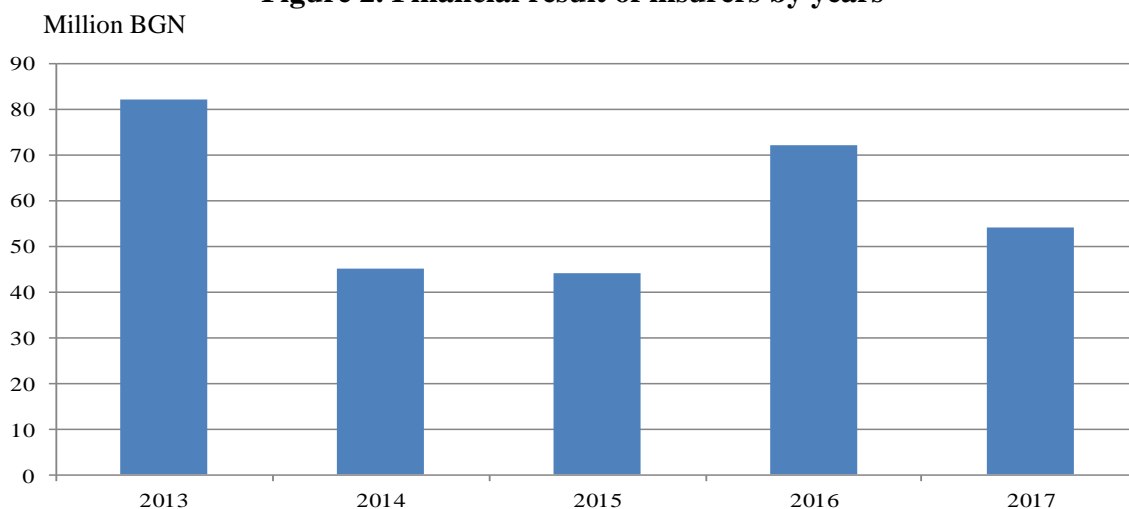
For 2017 a total of 52 licensed insurance companies have submitted their annual reports at the National Statistical Institute, with balance value of assets as of 31.12.2017 for 5 506 million BGN and realised turnover¹ for 2 363 million BGN.

Figure 1. Balance value of assets and turnover of insurance companies by years



In 2017 the insurance companies have reported a positive financial result of their activity for 54 million BGN. In the life assurance sector as well as in non-life assurance sector was realised profit of 27 million BGN.

Figure 2. Financial result of insurers by years



¹ The turnover includes the gross premiums written in the current accounting year.



2. Pension Companies and Pension Funds

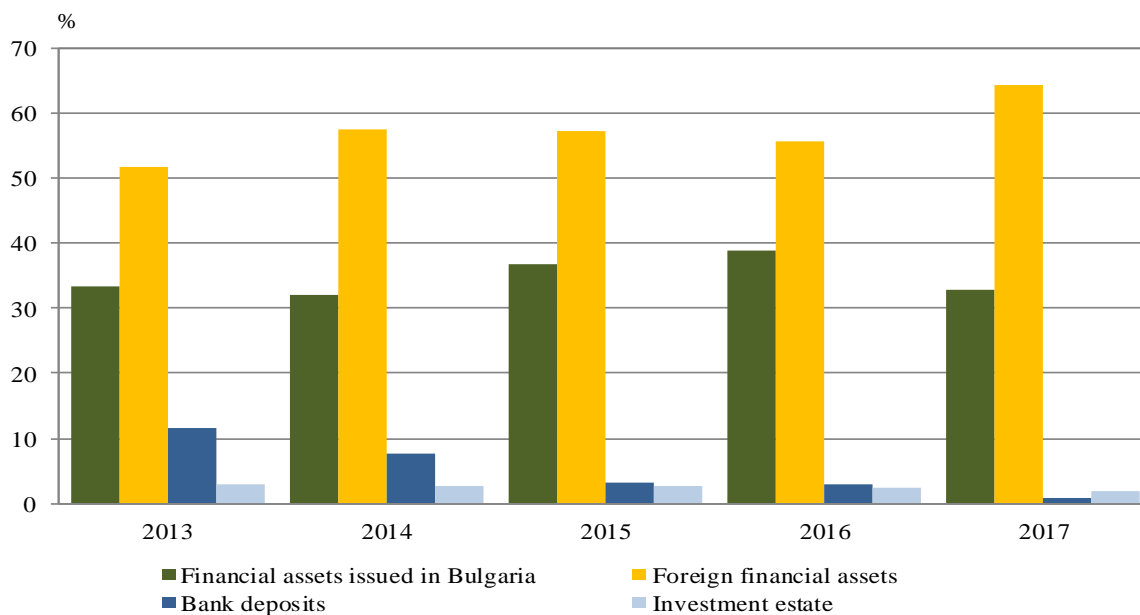
Total of 9 pension companies have been active in 2017, with balance value of assets as of 31.12.2017 for 380 million BGN.

The operating income of pension companies for 2017 is 186 million BGN and the realised profit amounted to 61 million BGN.

For the reference 2017 28 licensed pension funds have submitted annual reports for their activity at the NSI, of which 18 are compulsory (9 universal and 9 professional funds), and 10 are voluntary. The balance value of their assets as of 31.12.2017 is 12 742 million BGN and the investments reached 11 930 million BGN.

The total number of insured persons in pension funds as of 31.12.2017 is 4 584 479 and the gross receipts from contributions reached 1 388 million BGN.

Figure 3. Structure of investments of pension funds by years





3. Special Investment Purpose Companies

For the reference 2017 at the NSI were submitted 257 annual reports by special investment purpose companies (investment companies, investment intermediaries, managing investment companies, investment funds and companies limited by shares with special purpose), with total balance value of their assets as of 31.12.2017 for 9 310 million BGN. Foreign assets received (securities and cash to customers) amounted to 6 102 million BGN.

Number of Investment companies

Investment companies by type	2013	2014	2015	2016	2017
Total	250	246	243	249	257
Investment intermediaries	50	45	42	44	44
Investment companies	3	6	6	6	4
Managing investment companies	30	30	30	31	29
Investment funds	107	104	106	115	127
Companies limited by shares with special investment purpose	60	61	59	53	53

The financial income of special purpose in companies for 2017 at current prices totalled 1 399 million BGN and the financial result for the year was a profit of 111 million BGN.

4. Associations and Foundations

According to preliminary data the number of associations and foundations, which have submitted annual reports for 2017 at the NSI, was 9 540. The balance value of their assets as of 31.12.2017 amounted to 1 079 million BGN.

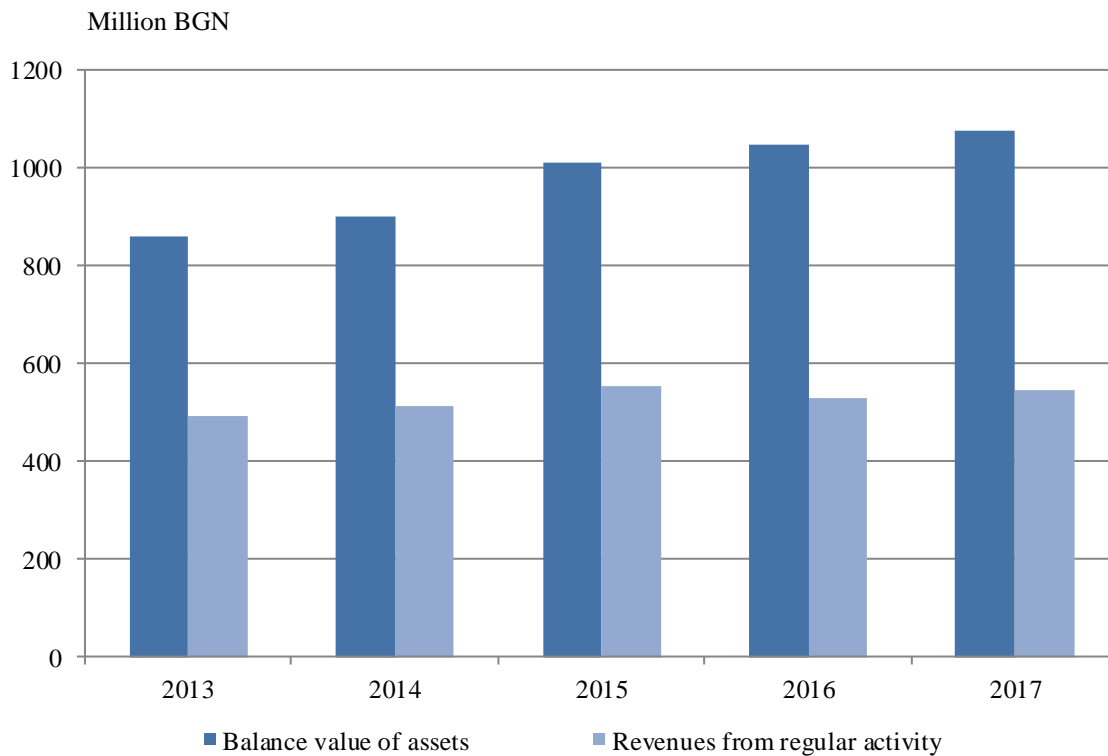
The total revenues from non-profit activities for 2017 at current prices were 574 million BGN and their revenues from regular activity were 545 million BGN.

Major economic indicators of the associations and foundations

Major economic indicators	2013	2014	2015	2016	2017
Number	9243	9512	9923	9933	9540
Balance value of assets - million BGN	862	900	1010	1049	1079
Revenues from regular activity - million BGN	492	514	554	528	545
Expenditure for regular activity - million BGN	243	258	260	252	290



Figure 4. Balance value of assets and revenues from regular activity by years



The members of associations and foundations as of 31.12.2017 were 2 058 756, of which 143 821 were legal entities and 1 914 935 were individuals. The working volunteers were 55 444, as they worked a total of 1 520 954 hours.