

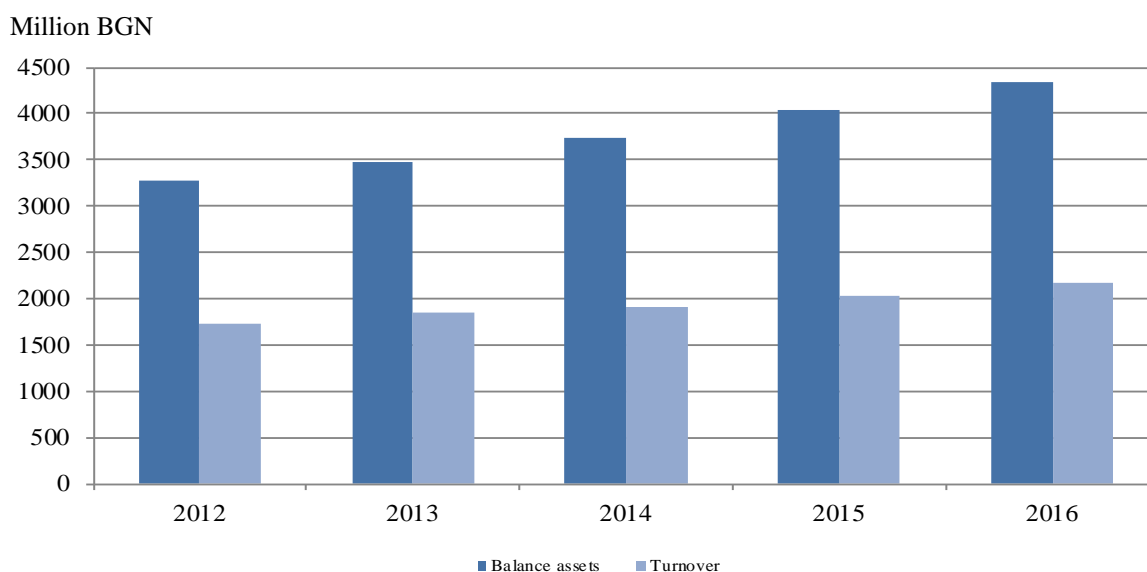


## ACTIVITY OF FINANCIAL ENTERPRISES AND ASSOCIATIONS AND FOUNDATIONS IN 2016 (PRELIMINARY DATA)

### 1. Insurers

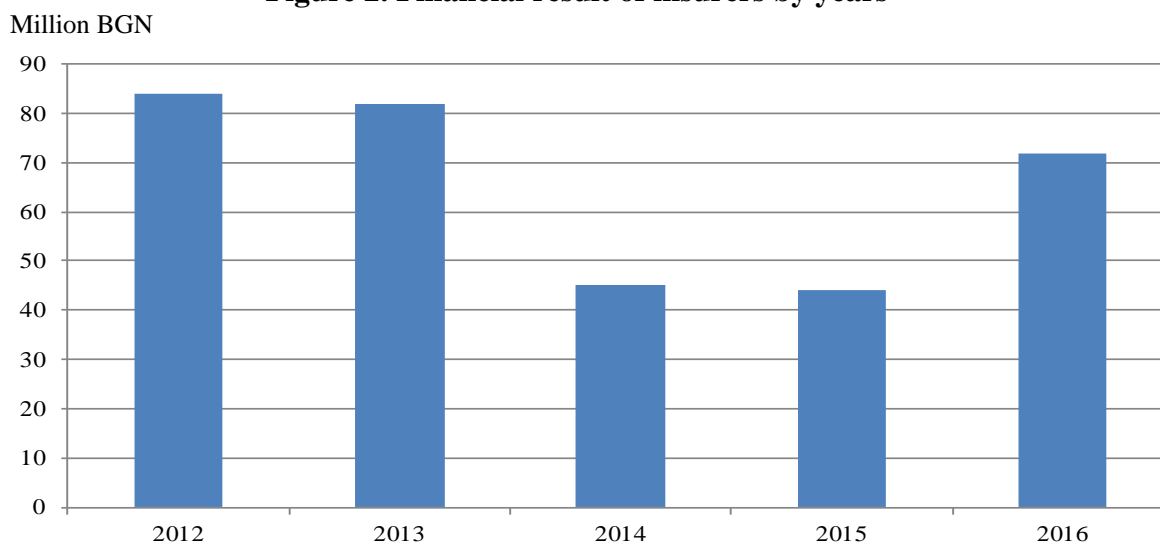
For 2016 a total of 54 licensed insurers have submitted their annual reports at the National Statistical Institute, with balance value of assets as of 31.12.2016 for 4 344 million BGN and realised turnover<sup>1</sup> for 2 172 million BGN.

**Figure 1. Balance value of assets and turnover of insurers by years**



In 2016 the insurers have reported a positive financial result of their activity for 72 million BGN. In the life assurance sector profit of 32 million BGN is realised while in non-life assurance sector the profit reached 40 million BGN.

**Figure 2. Financial result of insurers by years**



<sup>1</sup> The turnover includes the gross premiums written in the current accounting year.



## 2. Pension Companies and Pension Funds

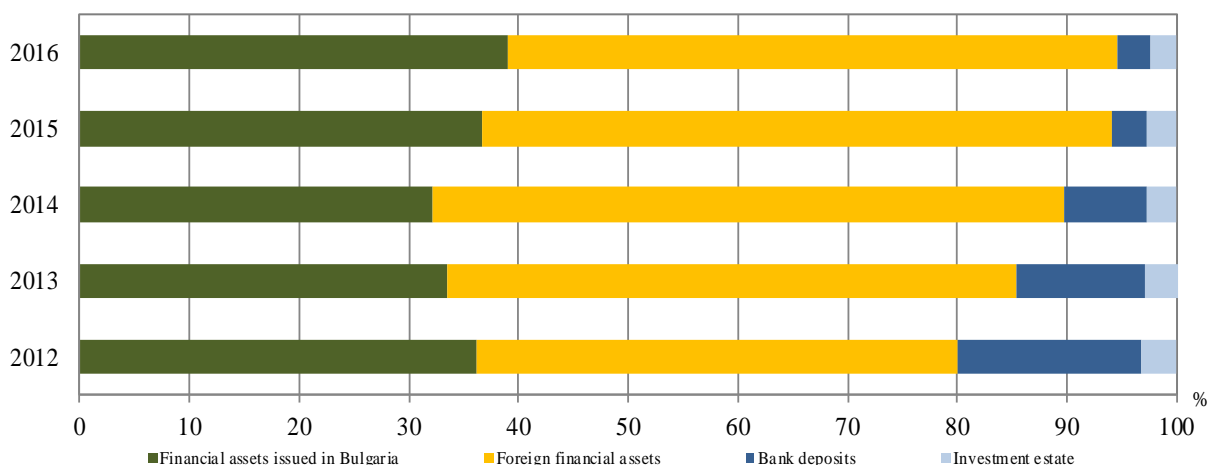
Total of 9 pension companies have been active in 2016, with balance value of assets as of 31.12.2016 for 349 million BGN.

The operating income of pension companies for 2016 at current prices is 184 million BGN and the realised profit amounted to 59 million BGN.

For the reference 2016 all 27 licensed pension funds have submitted annual reports for their activity at the NSI, of which 18 are compulsory (9 universal and 9 professional funds), and 9 are voluntary. The balance value of their assets as of 31.12.2016 is 10 814 million BGN and the investments reached 9 439 million BGN.

The total number of insured persons in pension funds as of 31.12.2016 is 4 461 754 and the gross receipts from contributions reached 1 287million BGN.

**Figure 3. Structure of investments of pension funds by years**





### 3. Special Investment Purpose Companies

For the reference 2016 at the NSI were submitted 249 annual reports by special investment purpose companies (investment companies, investment intermediaries, managing investment companies, investment funds and companies limited by shares with special purpose), with total balance value of their assets as of 31.12.2016 for 9 706 million BGN. Foreign assets received (securities and cash to customers) amounted to 6 835 million BGN.

#### Number of Investment companies

Investment companies by type	2012	2013	2014	2015	2016
<b>Total</b>	<b>252</b>	<b>250</b>	<b>246</b>	<b>243</b>	<b>249</b>
Investment intermediaries	54	50	45	42	44
Investment companies	10	3	6	6	6
Managing investment companies	30	30	30	30	31
Investment funds	96	107	104	106	115
Companies limited by shares with special investment purpose	62	60	61	59	53

The financial income of special purpose in companies for 2016 totalled 875 million BGN and the financial result for the year was a profit of 106 million BGN.

### 4. Associations and Foundations

According to preliminary data the number of associations and foundations, which have submitted annual reports for 2016 at the NSI, was 9 926. The balance value of their assets as of 31.12.2016 amounted to 1 049 million BGN.

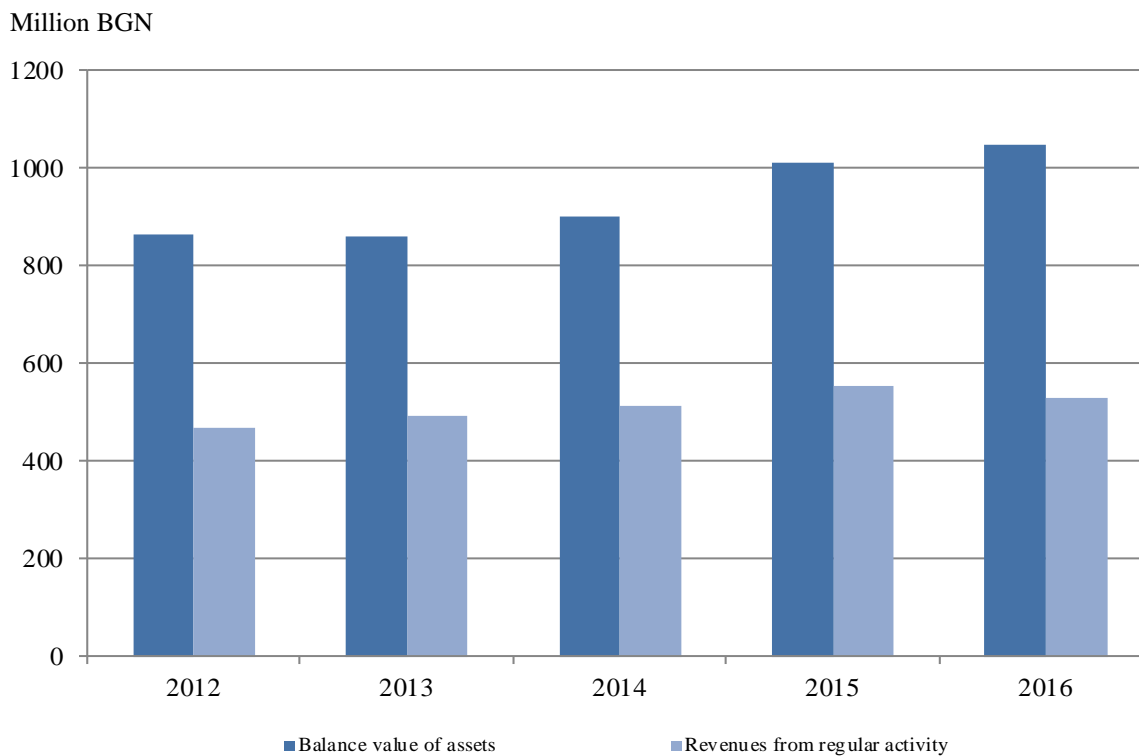
The total revenues from non-profit activities for 2016 at current prices were 557 million BGN and their revenues from regular activity were 529 million BGN.

#### Major economic indicators of the associations and foundations

Major economic indicators	2012	2013	2014	2015	2016
Number	9349	9243	9512	9923	9926
Balance value of assets - million BGN	866	862	900	1010	1049
Revenues from regular activity - million BGN	468	492	514	554	529
Expenditure for regular activity - million BGN	231	243	258	260	252



**Figure 4. Balance value of assets and revenues from regular activity by years**



The members of associations and foundations as of 31.12.2016 were 1 855 103, of which 145 443 were legal entities and 1 709 660 were individuals. The working volunteers were 56 950, as they worked a total of 1 448 850 hours.