

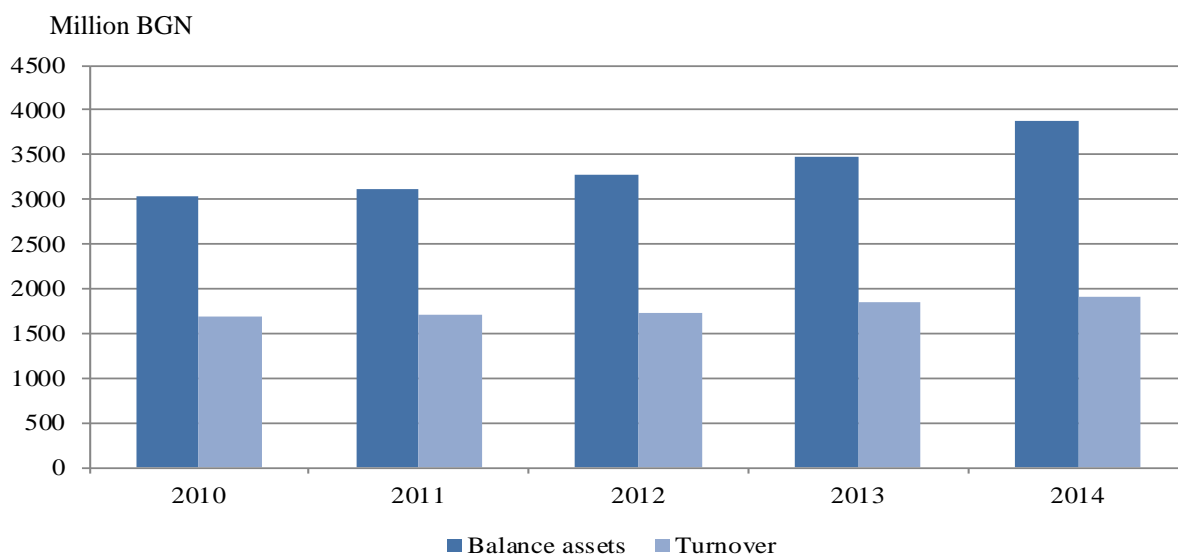


ACTIVITY OF FINANCIAL ENTERPRISES AND ASSOCIATIONS AND FOUNDATIONS IN 2014 (PRELIMINARY DATA)

1. Insurers

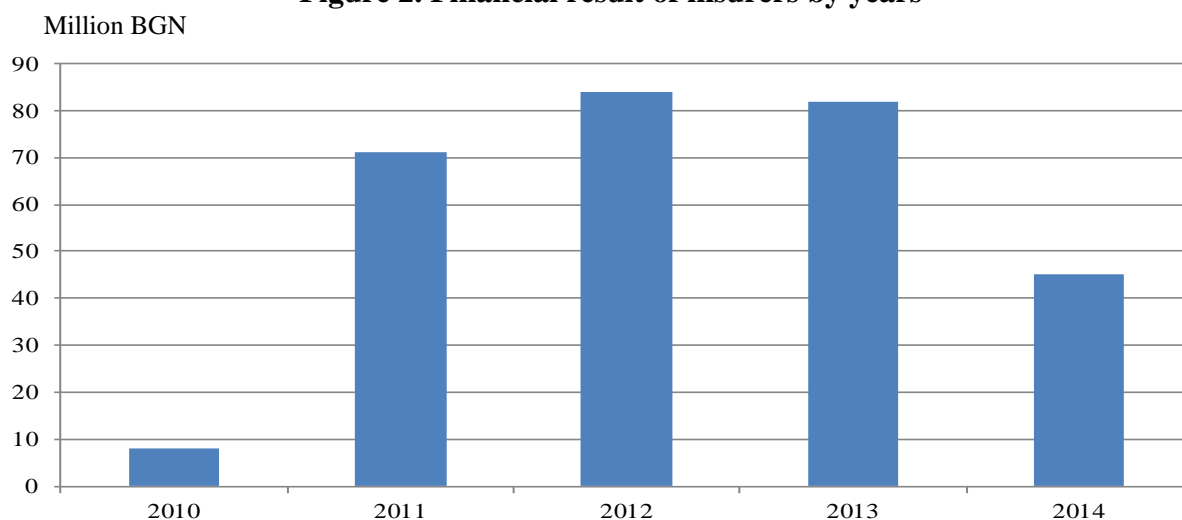
At the National Statistical Institute 57 licensed insurers submitted annual reports for 2014, with balance value of assets at the end of the year of 3 872 million BGN and realised turnover¹ at current prices of 1 917 million BGN.

Figure 1. Balance value of assets and turnover of insurers by years



In 2014 the insurers reported a positive financial result of their activity in the amount of 45 million BGN. In life assurance was realised a profit of 33 million BGN and in non-life assurance - 12 million BGN.

Figure 2. Financial result of insurers by years



¹The turnover includes the gross premiums written in the current accounting year.



2. Pension Companies and Pension Funds

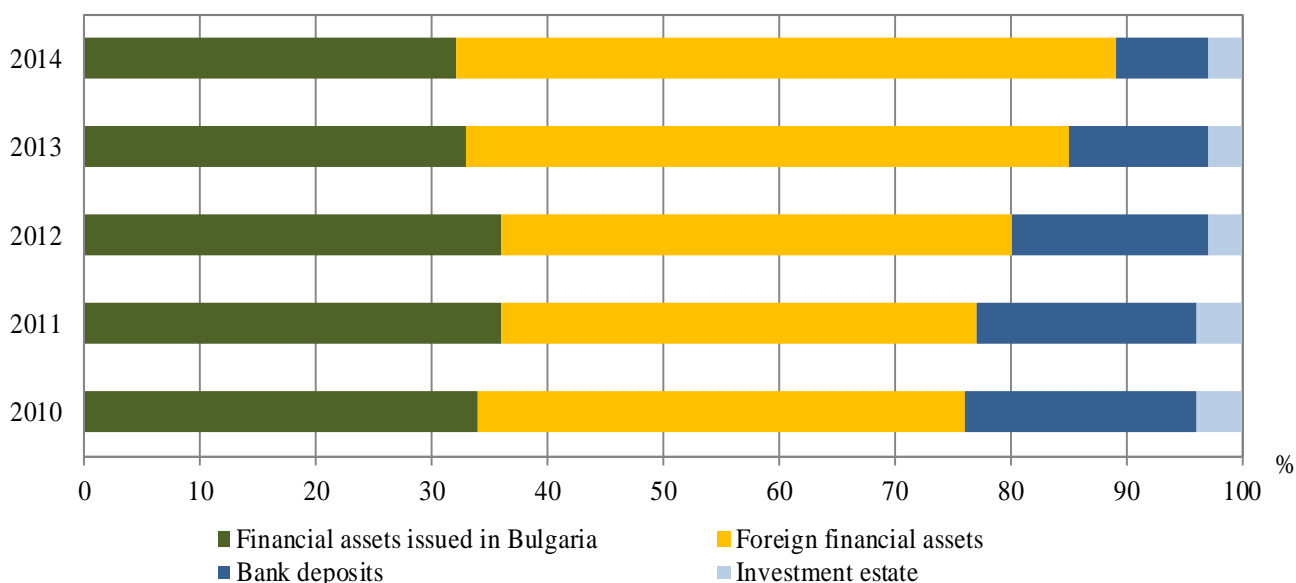
In 2014 a total of 9 pension companies developed their activity in Bulgaria, with balance value of assets as of 31.12.2014 for 258 million BGN.

The turnover¹ of pension companies for 2014 at current prices reached 124 million BGN and the realised profit amounted to 41 million BGN.

Annual reports for their activity in 2014 at the NSI were submitted by 28 pension funds. 18 of them were compulsory pension funds (9 universal and 9 professional funds) and 10 were voluntary pension funds. The balance value of their assets as of 31.12.2014 was 8 185 million BGN and the investments reached 7 818 million BGN.

The total number of insured persons in pension funds as of 31.12.2014 was 4 291 007 and the gross receipts from contributions amounted to 1 046 million BGN.

Figure 3. Structure of investments of pension funds by years



¹The turnover includes revenues from taxes and deductions in the accounting year.



3. Special Investment Purpose Companies

Annual reports for their activity in 2014 were submitted at the NSI by 246 special investment purpose companies (investment companies, investment intermediaries, managing investment companies, investment funds and companies limited by shares with special purpose). The balance value of their assets as of 31.12.2014 was 7 373 million BGN and foreign assets received (securities and cash to customers) amounted to 4 848 million BGN.

1. Number of Investment companies

Investment companies by type	2010	2011	2012	2013	2014
Total	260	249	252	250	246
Investment intermediaries	55	51	54	50	45
Investment companies	10	13	10	3	6
Managing investment companies	34	34	30	30	30
Investment funds	95	92	96	107	104
Companies limited by shares with special investment purpose	66	59	62	60	61

The financial revenues (turnover) of special purpose insurance companies for 2014 at current prices totalled 659 million BGN and the financial result for the year was a profit of 32 million BGN.

4. Associations and Foundations

The number of associations and foundations, which submitted annual reports for 2014 at the NSI, was 9 512 and according to preliminary data the balance value of their assets as of 31.12.2014 amounted to 931 million BGN.

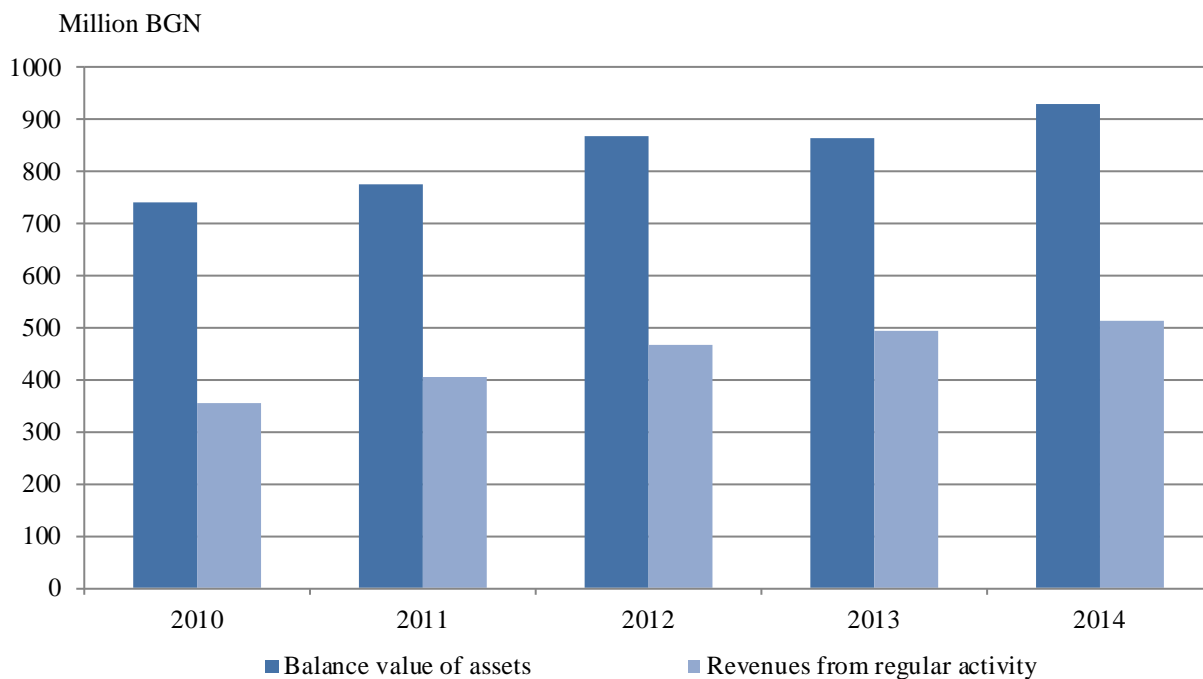
The total revenues from non-regular activities for 2014 at current prices were 546 million BGN and their revenues from regular activity reached 514 million BGN.

2. Major economic indicators of the associations and foundations

Major economic indicators	2010	2011	2012	2013	2014
Number	8640	9116	9349	9243	9512
Balance value of assets - million BGN	740	776	866	862	931
Revenues from regular activity - million BGN	355	406	468	492	514
Expenditure for regular activity - million BGN	173	211	231	243	258



Figure 4. Balance value of assets and revenues from regular activity by years



The members of associations and foundations as of 31.12.2014 were 2 004 172, of which 113 454 were legal entities and 1 890 718 were individuals. The volunteers which worked in them were 72 393, as they worked a total of 1 547 527 hours.