



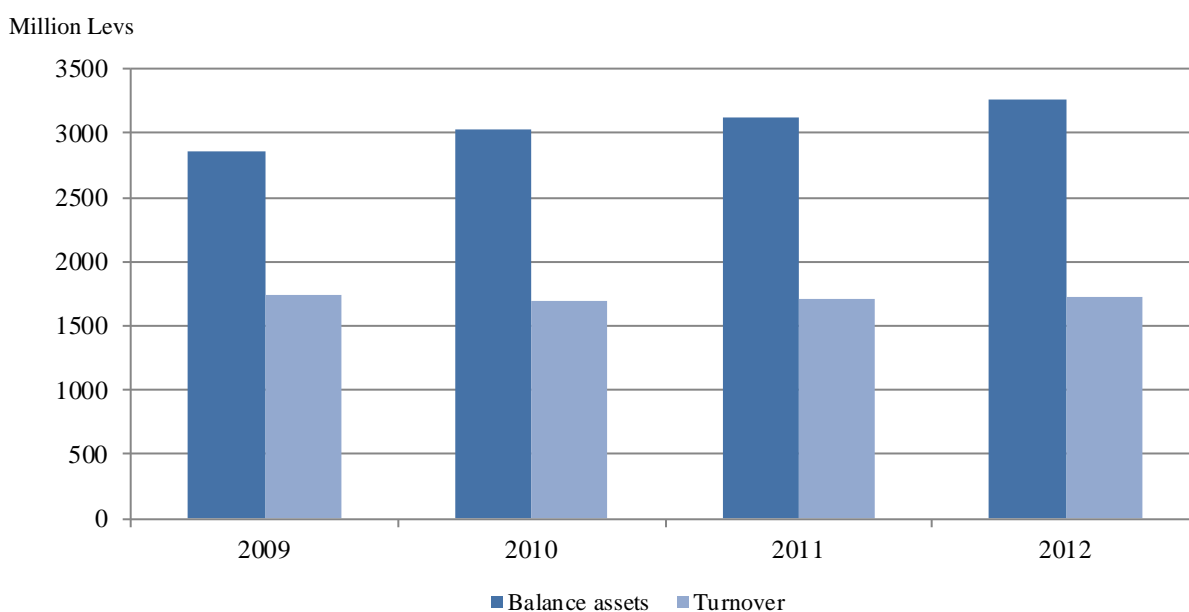
ACTIVITY OF FINANCIAL ENTERPRISES AND ASSOCIATIONS AND FOUNDATIONS IN 2012 (PRELIMINARY DATA)

1. Insurance Enterprises

The National Statistical Institute has obtained annual reports for activity for 2012 from 44 licensed insurers, whose balance value of assets at the end of the year was 3 267.5 million Levs or a 4.8% rise on 2011.

The turnover¹ of these enterprises at current prices was 1 718.7 million Levs and recorded a 0.5% increase in comparison with the previous year. The turnover rose by 8.3% in life assurance, while non-life assurance registered a decrease of 0.9%.

Figure 1. Balance value of assets and turnover of insurance enterprises by year

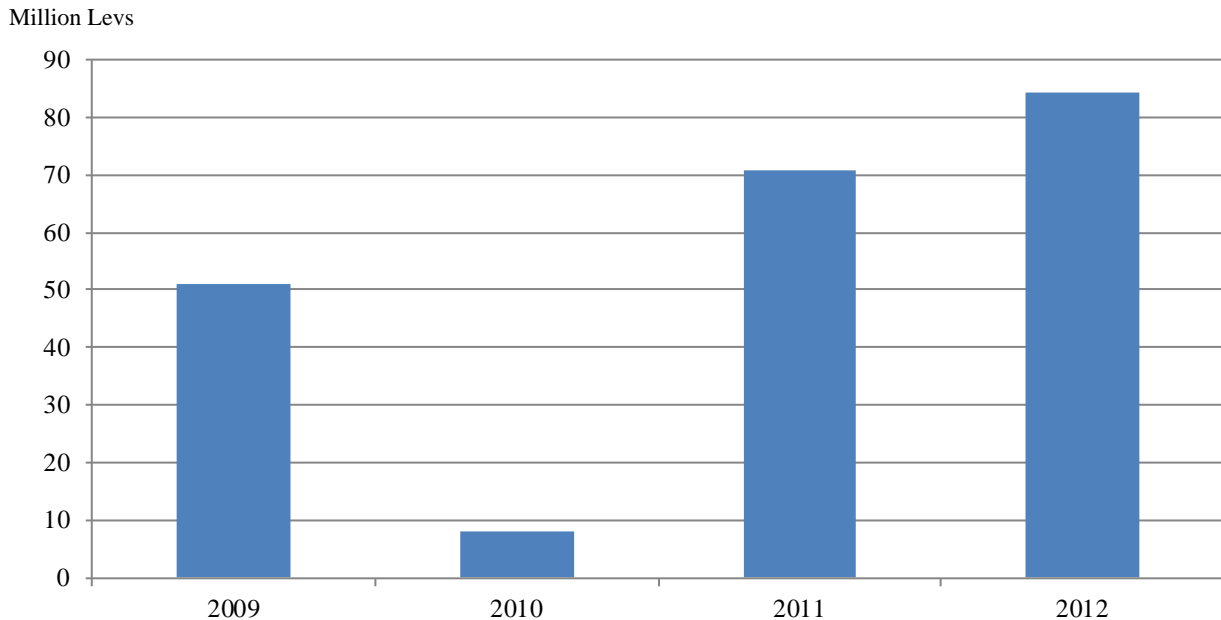


The positive financial result of the activity of insurance enterprises for 2012 totalled 84.2 million Levs, or 13.2 million Levs more than the previous year. Non-life assurance companies realised a profit of 62.8 million Levs, while net earnings of the life assurance sector reached 21.4 million Levs.

¹The turnover includes the gross premiums written in the current accounting year.



Figure 2. Financial result of insurance companies by year



2. Pension Companies and Pension Funds

In 2012 a total of 9 pension companies developed their activity in Bulgaria, as their balance value of assets as of 31.12.2012 was 194.9 million Levs which was 20.8% more than in 2011.

The turnover¹ of pension companies for 2012, calculated at current prices, amounted to 92.9 million Levs and the financial result was a profit of 31.7 million Levs, or a 39.4% rise on the previous year.

In 2012 the number of pension funds which submitted annual reports at the NSI, was 28, including 18 compulsory pension funds (9 universal and 9 professional funds), and 10 voluntary pension funds.

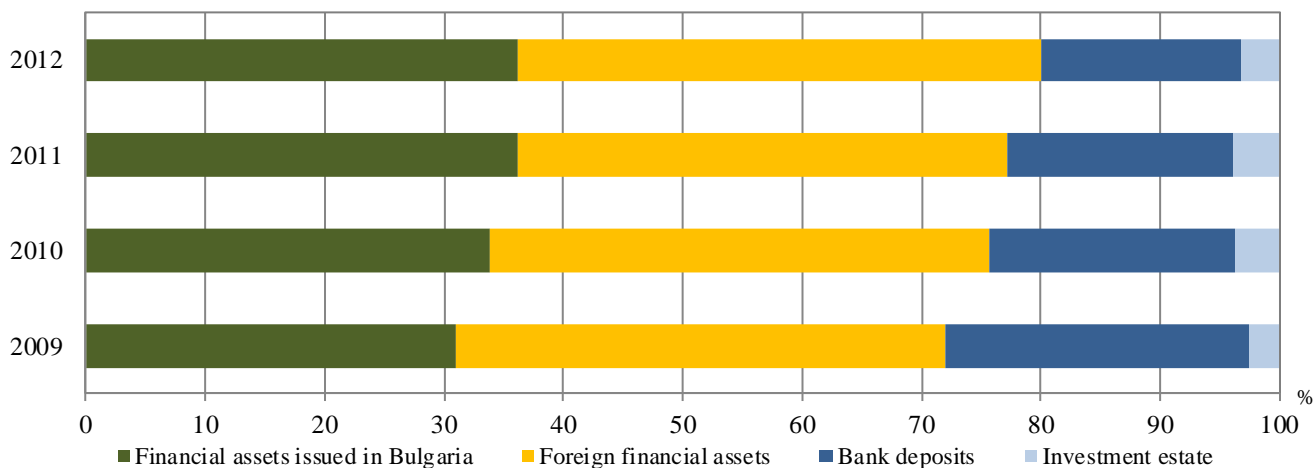
The balance value of their assets as of 31.12.2012 was 5 709.2 million Levs, rising by 24.2% on an annual basis and the investments totalled 5 456.2 million Levs, providing an increase of 28.9% in comparison with 2011.

The total number of insured persons in pension funds as of 31.12.2012 was 4 092 thousand and the gross receipts from contributions reached 836.3 million BGN, recording a 0.17% decrease on the previous year.

¹The turnover includes revenues from taxes and deductions in the accounting year.



Figure 3. Structure of investments of pension funds by year



3. Special Investment Purpose Companies

For the accounting year 2012 a total of 252 special investment purpose companies (investment companies, investment intermediaries, managing investment companies, investment funds and companies limited by shares with special purpose) have submitted annual reports at the NSI. According to preliminary data the balance value of their assets as of 31.12.2012 was 9 504.7 million Levs, increasing by 5.3% compared to 2011. Foreign assets received (securities and cash to customers) rose by 12.9% on an annual basis, reaching 7 312.7 million Levs.

1. Number of companies

Investment companies by type	2009	2010	2011	2012	2012 as % to 2011
Total	247	260	249	252	101.2
Investment intermediaries	61	55	51	54	105.9
Investment companies	11	10	13	13	100.0
Managing investment companies	40	34	34	30	88.2
Investment funds	86	95	92	96	104.3
Companies limited by shares with special investment purpose	49	66	59	59	100.0

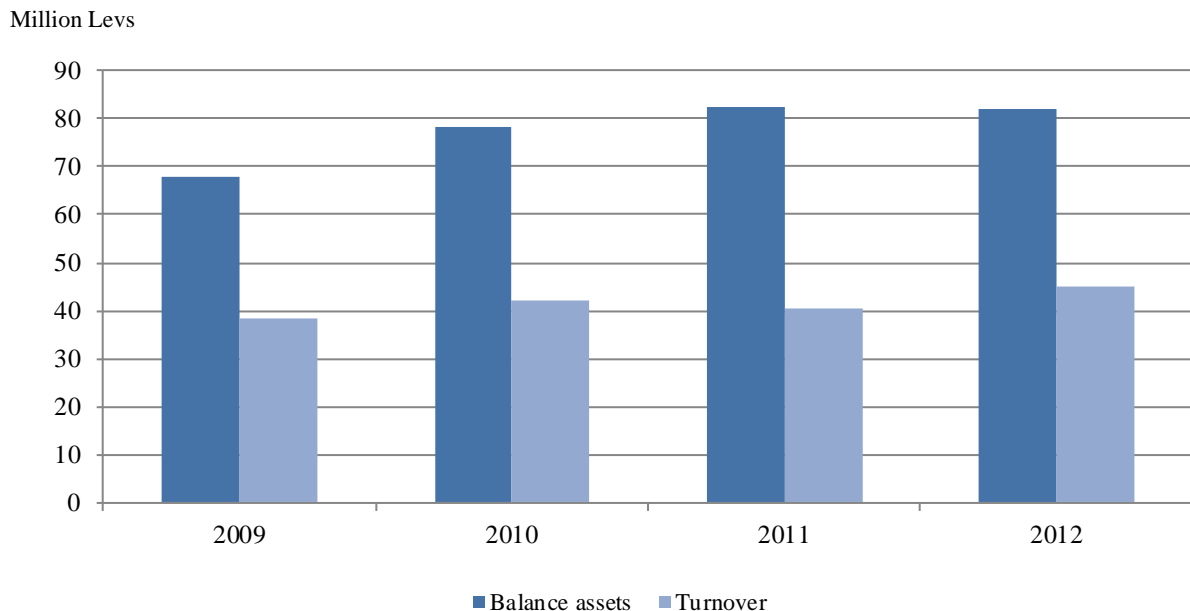


www.nsi.bg
 The financial revenues (turnover) of special purpose insurance companies for 2012 at current prices totalled 550.3 million Levs, decreasing by 15.8% compared to 2011 and the financial result for the year was a net profit of 38.2 million Levs.

4. Health Assurance Companies

The number of licensed health assurance companies, which have submitted annual reports to the NSI for 2012, was 19. The balance value of assets of these companies at the end of the year amounted to 81.9 million Levs, which was a 0.7% decrease in comparison with 2011. The turnover¹ of health assurance companies for 2012 at current prices was 44.9 million Levs or 11.1% increase than 2011.

Figure 4. Balance assets and turnover of health assurance companies by year



The financial result of the health assurance companies for 2012 was profit of 0.7 million Levs which was 1.2 million Levs more than in 2011.

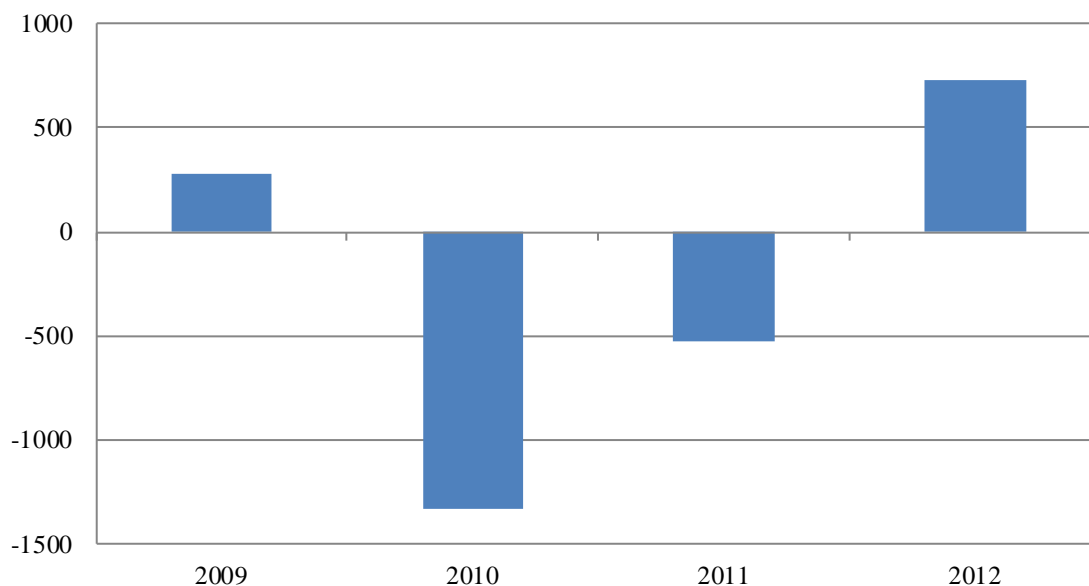
¹The turnover includes the gross premiums written in the current accounting year.



Figure 5. Financial result of health assurance companies by year

www.nsi.bg

Thousands of Levs



5. Associations and Foundations

According to preliminary data the number of associations and foundations, which have submitted annual reports for 2012 at the NSI, was 8 572 and the balance value of their assets as of 31.12.2012 totalled 807.8 million Levs, constituting a 4.1% increase on 2011.

The total revenues from non-regular activities for 2012 at current amounted to 470.7 million Levs, increasing by 9.1% compared to 2011. At the same time their revenues from regular activity went up by 8.3% compared to the previous year, reaching 440.3 million Levs.

2. Major economic indicators

Major economic indicators	2009	2010	2011	2012	2012 as % to 2011
Number	8049	8640	9116	8572	94.03
Assets - million Levs	690.5	740.2	775.9	807.8	104.11
Revenues from regular activity - million Levs	349.4	355.5	406.2	440.3	108.39
Expenditure for regular activity - million Levs	177.5	172.9	210.9	218.2	103.46

The members of associations and foundations as of 31.12.2012 were 1 820 thousand, of which 102 thousand were legal entities and 1 718 thousand were individuals. At the same time the volunteers were 53 thousand, as they worked a total of 1 556 thousand hours.