



CRIMES, ACCUSED AND CONVICTED PERSONS - 2025

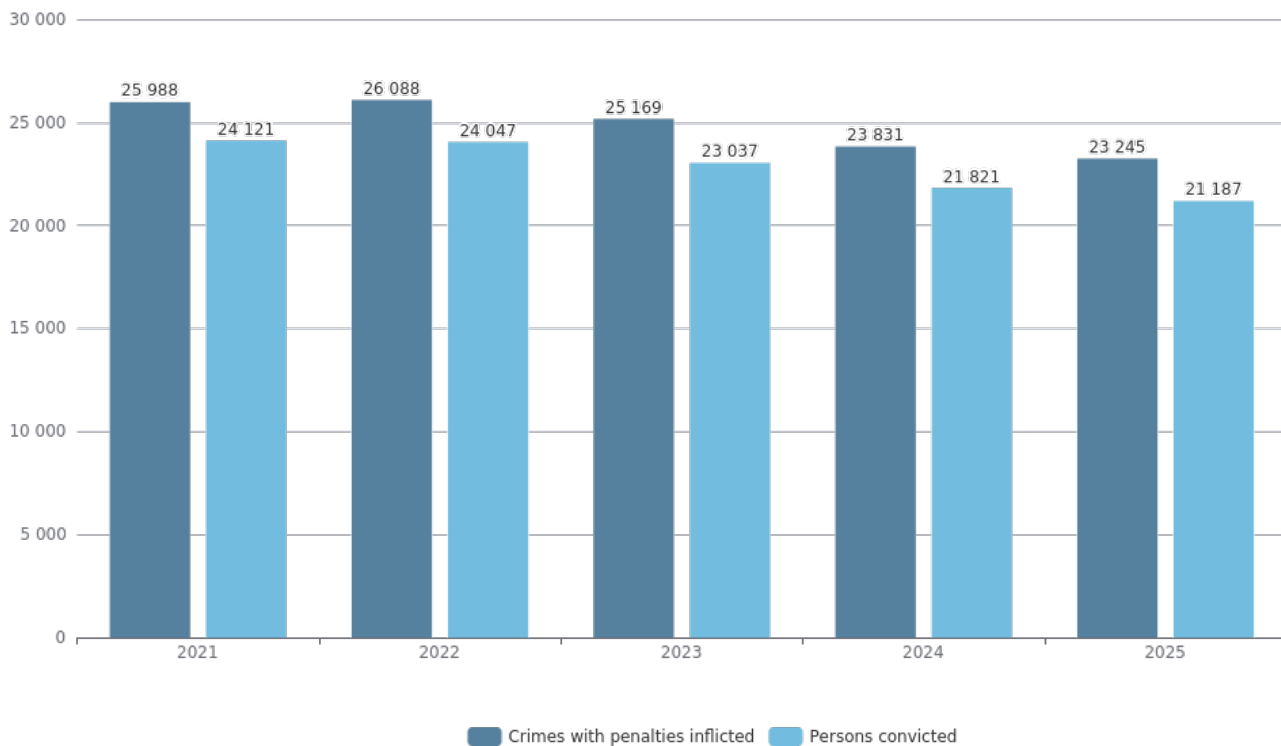
The trials for 28 414 committed **crimes** were concluded in 2025. Proceedings of 10 313 crimes were ended with effective sentences, 12 932 crimes - with conditional sentences, 594 crimes - with acquittal sentences, 269 crimes - with suspension, and 4 306 crimes - with release of penalty.

The number of **accused persons** in 2025 was 26 372, of which:

- Persons with an effective sentence of conviction amounted to 9 295, or 35.2% of the total number of accused persons;
- Conditionally sentenced were 11 892 persons (45.1%);
- 4 400 persons were released from a penalty (16.7%);
- 535 accused persons were acquitted (2.0%);
- The trials of 250 persons were suspended (1.0%).

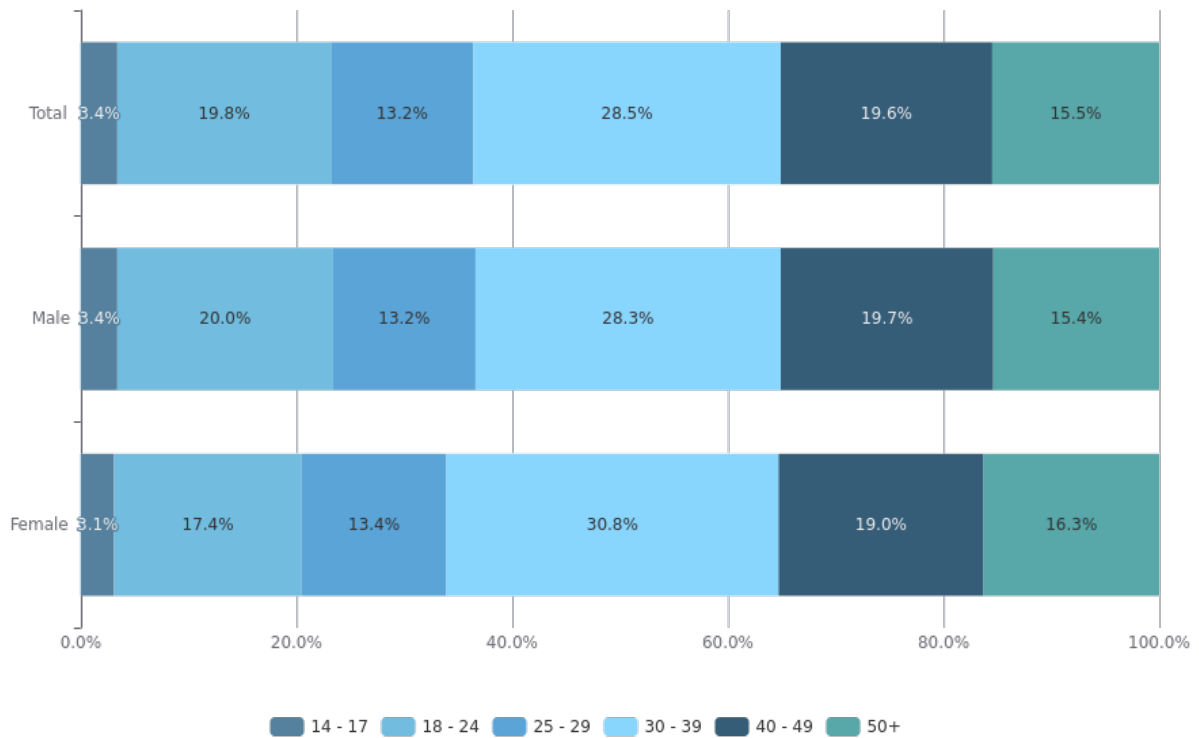
The number of **persons convicted** with enforced penalties was 21 187 in 2025. Compared to 2024, the number of persons convicted decreased by 2.9%. The juvenile persons (14 - 17 years) were 719, or 3.4% of the total number of convicted persons.

Figure 1. Crimes with penalty inflicted and persons convicted during the period 2021 - 2025



The number of convicted males was 19 398, or 91.6%, and females - 1 789 (8.4%). Among both men and women, the highest share of convicted was in the 30 - 39 age group - 28.3% for men and 30.8% for women. In second place, for men was the 18 to 24 age group and the 40 to 49 age group - for women (Figure 2).

Figure 2. Structure of persons convicted in 2025 by sex and age



The rate of criminal activity¹ was 379 per 100 000 persons from the criminally responsible population² (Table 1). For males, the rate was 728 per 100 000 and for females - 61 per 100 000 of the respective population. The rate of criminal activity of juvenile persons was 270 per 100 000 persons from the respective population.

Table 1. Rate of criminal activity per 100 000 persons of criminally responsible population (14 years and over)

Years	Total	Males	Females
2021	406	775	66
2022³	428	822	70
2023	411	794	64
2024	389	748	64
2025	379	728	61

Crimes with inflicted penalty and convicted persons by chapters of the Criminal Code (CC) and certain types of crimes in 2025

Among the crimes with penalty inflicted, the highest number and share were **generally dangerous** crimes - 11 678, or 50.2%. The second place in the structure was the **crimes against the property** with 4 213 punished crimes, or 18.1% (Figure 3).

2 536 **crimes against the person** resulted in convictions, which represents 10.9% of all crimes for which penalties were imposed.

1 867 **crimes against the activity of state bodies, public organisations and persons performing public functions** were convicted, which represents (8.0%), 843 **crimes related to documents** (3.6%) and 687 **crimes against the economy** (3.0%).

Crimes against the activity of state bodies, public organizations and persons performing public functions ⁷

Illegal crossing of the boundary was the most common type among these crimes - 943 persons were convicted for 929 committed crimes, or 49.8% of the crimes and 54.4% of the convicted persons for crimes against the activities of state bodies, public organizations and persons performing public functions, respectively.

99 persons, or 5.7% of those convicted under this chapter of the Criminal Code, were convicted for 83 crimes of *bringing persons across the boundary*.

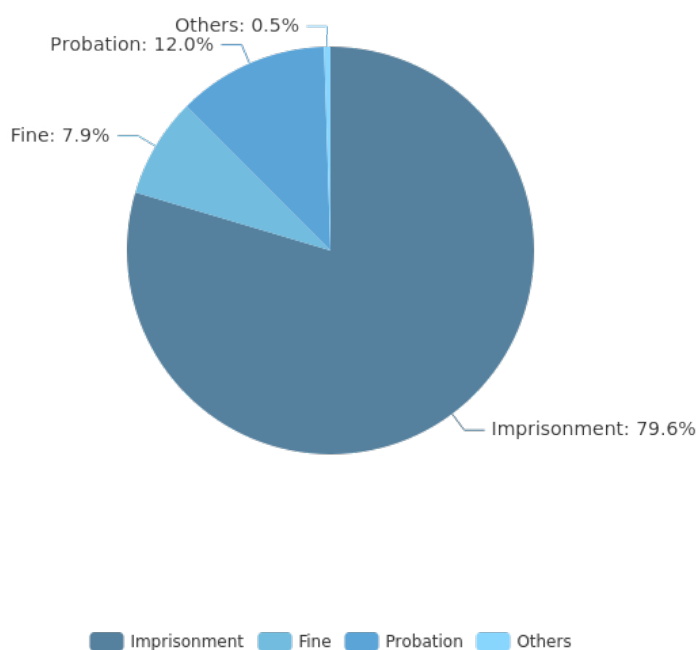
Convicted persons by penalty type

In the structure of convicted persons by penalty type, highest was the share of persons convicted to *imprisonment*. In 2025 they were 16 864, or 79.6% of the total number of convicted persons. Most of them were convicted to imprisonment up to 6 months (44.4% of the total number of convicted persons to imprisonment) followed by those convicted to imprisonment from 6 months to 1 year - 34.6%.

A penalty of *probation* was imposed on 2 529 persons (12.0% of the total number of convicted persons). A penalty of *fine* was imposed on 1 682 persons (7.9%) whereas *public censure* on 109 persons. A penalty of *life imprisonment* was imposed on 3 persons (Figure 4).

2025

Figure 4. Structure of persons convicted by type of penalties imposed in 2025



Methodological notes

The statistical survey on crimes, accused and persons convicted with inflicted penalties ensures information on the basis of annual data, received from the regional, district and military courts.

The object of the survey is the activity of the regional, district and military courts and the Specialized Criminal Court on penal trials of general, private and administrative nature. According to the Judiciary System Act (amended and supplemented by SG 32 of 26 April 2022), the Specialized Criminal Court is abolished. Criminal cases of the first instance before the Specialised Criminal Court, in which a dispositional hearing has been held, become subject to the jurisdiction of the Sofia City Court and their examination continues by the panel of judges which held the hearing. The judges of the Trial Chambers who have not been reassigned to the Sofia City Court shall be seconded to take part in the examination of the cases until the conclusion of the proceedings on them.

Units of a survey are crimes, accused and persons convicted with a sentence that has come into force during the reference year.

The number of **crimes with penalties inflicted** includes proceedings that finished with conditional or effective sentences irrespective of the number of perpetrators.

A crime committed by more than one person (in complicity) is counted as a crime with a penalty inflicted when at least one of the accused persons is effectively or conditionally convicted. In case when all persons have been acquitted, a crime committed in complicity ends with acquittal. A crime is counted as suspended when the proceeding against the perpetrator or all perpetrators ends with suspension.

The number of **accused persons** includes effectively and conditionally sentenced persons, as well as acquitted persons, persons released from penalty, and persons against whom the proceedings have been suspended.

The number of **persons convicted** are those with an effective or conditional sentence that has come into force.

When a crime is committed by several persons, the crime is counted only once, and each perpetrator - individually depending on the results of the proceeding. In case there is a convicted person for more than one committed crime in one proceeding, the most severe punishment is counted. If a person is convicted for several crimes, the person is counted against the most serious punishable offence and each crime is counted separately according to the respective type of crime.

The age of persons convicted is indicated in years of age at the time of the crime.

Juveniles are persons aged 14 - 17 years.

Adults are persons aged 18 and over.

Convicted juvenile persons are included in the total number of persons convicted.

According to Chapter Three, Art. 31, para. 1 and 2 of the Penal Code **criminally responsible** is the person of age - who has reached 18 years of age, who in a state of sanity commits a crime. **A juvenile** who has reached 14 years of age, but who has not reached 18 years of age, shall be **criminally responsible** if they were able to realize the quality and the importance of the act and direct their actions.

The criminal activity rate is calculated as a correlation between the number of persons convicted and the average annual number of the criminally responsible population (aged 14 and over) per 100 000 persons.

The population estimate as of 31 December 2025 reflects the changes in population numbers and structure recorded in the Census 2021. In this regard, there is a break in the time series for all coefficients since 2022.

The data on Crimes, Accused and Persons Convicted are obtained from an exhaustive survey by filling in the statistical questionnaire 'Card for accused person', by the pre-trial and trial proceedings and data from the administrative source - Unified Information System for Counteraction to Criminality (UISCC).

¹ Persons convicted per 100 000 persons from the average annual population aged 14 and over.

² The population aged 14 and over is criminally responsible - see methodological notes.

³ There is a break in the time series for all coefficients since 2022 - see methodological notes.

⁴ Incl. crimes committed in a generally dangerous manner or by generally dangerous means, transport and communications crimes, crimes against the people's health and the environment, and crimes related to the use of nuclear energy for peaceful purposes.

⁵ Incl. theft and robbery, misappropriation, fraud, extortion, constructive theft, destruction and damage, and breach of trust.

⁶ Incl. homicides, bodily harms, kidnapping and illegal constraint, compulsion, insult and libel, depravity and trafficking of people.

⁷ Incl. crimes against the governmental order, malfeasances, crimes against justice and bribery.