

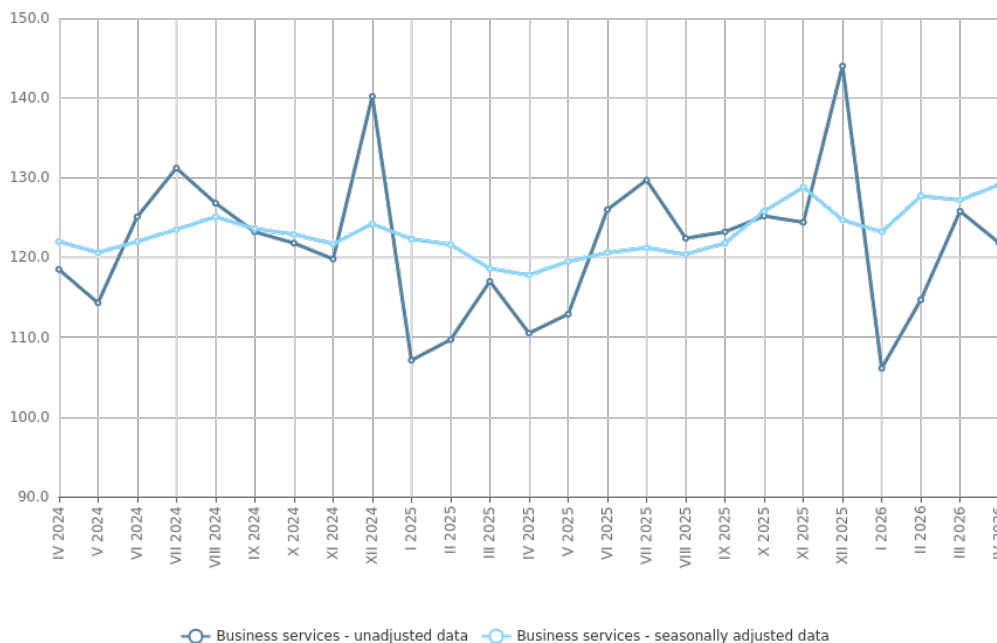


## SERVICES PRODUCTION INDICES - APRIL 2026

In April 2026, the total production index in **Services of the business economy**<sup>[1]</sup> increased by 1.5% compared to the previous month. The data are preliminary and seasonally adjusted.

Compared to April 2025, a rise of 9.3% was registered in the calendar-adjusted index according to preliminary data.

Figure 1. Production indices for Business services (2021 = 100)

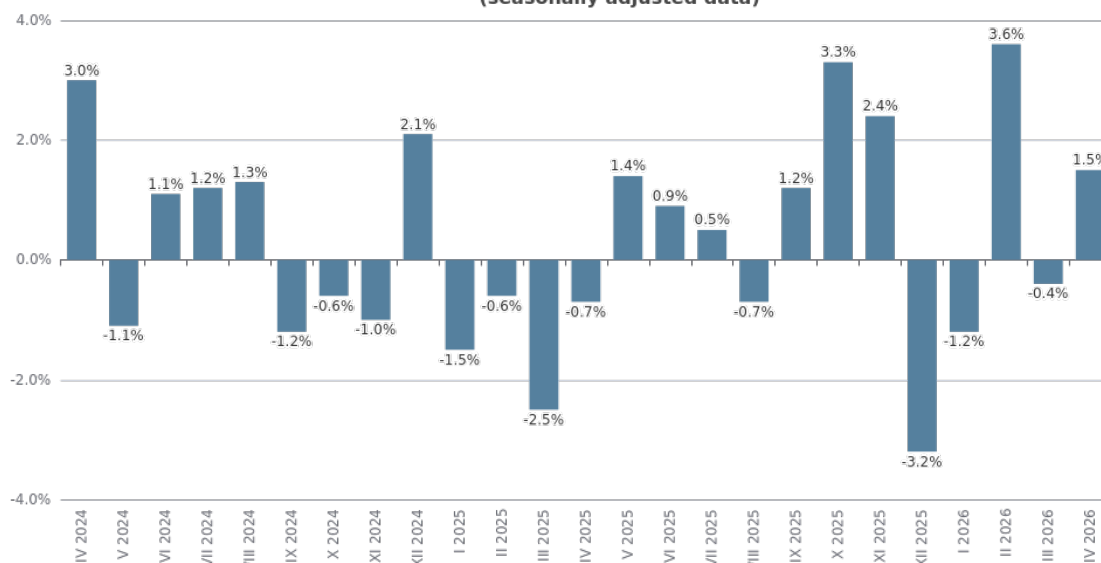


[1] Business services include the following sectors from NACE.BG - 2008: H - Transportation and storage, I - Accommodation and food service activities, J - Information and communication, L - Real estate activities, M\_ST5 - Professional, scientific and technical activities (specific grouping under Regulation (EU) 2019/2152), and N - Administrative and support service activities.

### Monthly changes

An increase, compared to the previous month, was reported in the sectors: 'Professional, scientific and technical activities' - by 13.3%, 'Administrative and support service activities' - by 8.4%, and 'Information and communication' - by 1.2%. A decrease was seen in the following sectors: 'Real estate activities' - by 18.1%, 'Transportation and storage' - by 1.7%, and 'Accommodation and food service activities' - by 1.0%.

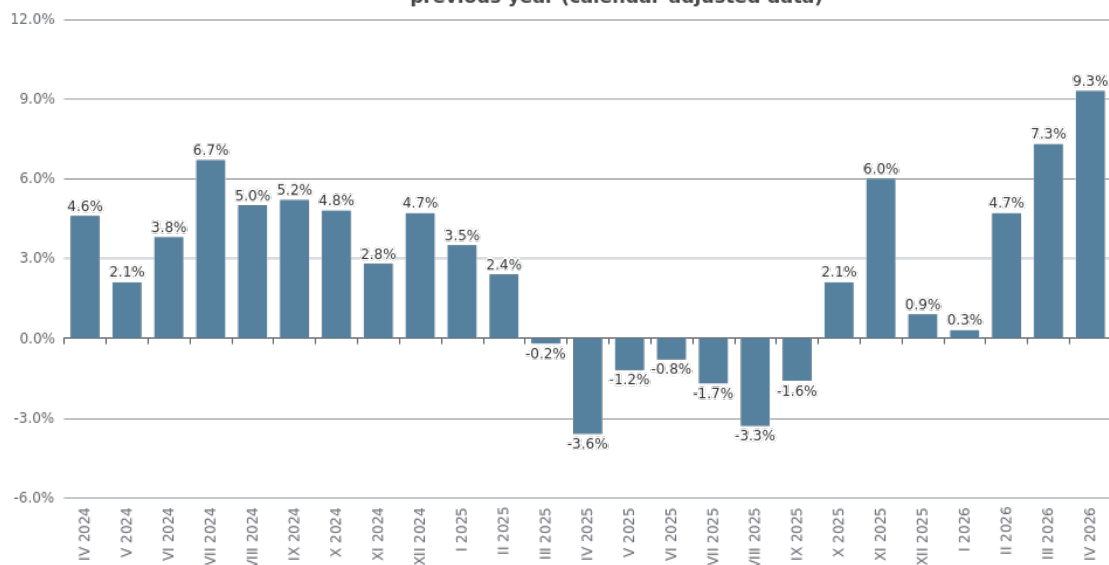
Figure 2. Changes of production indices for Business services compared to the previous month (seasonally adjusted data)



## Annual changes

On an annual basis, a growth was observed in the following sectors: 'Administrative and support service activities' - by 26.5%, 'Professional, scientific and technical activities' - by 25.9%, 'Information and communication' - by 8.6%, and 'Transportation and storage' - by 3.3%. A decrease was registered in the sectors: 'Real estate activities' - by 7.5%, and 'Accommodation and food service activities' - by 3.2%.

**Figure 3. Changes of production indices for Business services compared to the same month of the previous year (calendar-adjusted data)**



## Methodological notes

Monthly indices of production in services are calculated and published two months after the reference period (M+2) in accordance with the requirements of Regulation (EU) 2019/2152 of the European Parliament and of the Council for European Business Statistics.

Production indices in services are calculated by deflating the turnover indices for each activity with the corresponding producer price indices. The purpose of the production index is to measure changes in output volume at monthly intervals. The indices are calculated with 2021 as a base year.

Seasonal adjustment is a statistical method, which eliminates the seasonal component of time series.

Calendar adjustment is an adjustment for variations caused by calendar effects, a different number of calendar and working days in the months, national holidays and outliers (for example, the presence of more non-working days in May could contribute to the decline in some activities).

Changes of production indices in services (compared to the previous month) - seasonally adjusted data							
							(Per cent)
<b>Economic activities</b>	<b>NACE.BG - 2008</b>	<b>XI.2025</b>	<b>XII.2025</b>	<b>I.2026</b>	<b>II.2026</b>	<b>III.2026</b>	<b>IV.2026*</b>
<b>Services of the business economy (except trade and financial and insurance activities)</b>	<b>HTNXK</b>	<b>2.4</b>	<b>-3.2</b>	<b>-1.2</b>	<b>3.6</b>	<b>-0.4</b>	<b>1.5</b>
<b>Transportation and storage</b>	<b>H</b>	<b>1.4</b>	<b>-1.2</b>	<b>-0.2</b>	<b>3.9</b>	<b>0.7</b>	<b>-1.7</b>
Land transport and transport via pipelines	H49	1.3	1.1	-2.2	1.7	0.1	2.1
Water transport	H50	4.2	20.1	-2.5	18.8	0.0	3.1
Air transport	H51	14.2	-15.2	16.6	15.4	-8.3	-11.7
Warehousing and support activities for transportation	H52	-0.1	-3.2	-0.8	4.1	4.7	-6.6
Postal and courier activities	H53	-7.0	4.6	-1.4	0.9	5.0	2.1
<b>Accommodation and food service activities</b>	<b>I</b>	<b>-0.8</b>	<b>2.7</b>	<b>0.0</b>	<b>-4.3</b>	<b>0.6</b>	<b>-1.0</b>
Accommodation	I55	-3.1	6.6	1.2	-2.7	-0.1	-2.4
Food and beverage service activities	I56	1.6	-0.6	-0.9	-6.5	0.6	-0.4
<b>Information and communication</b>	<b>J</b>	<b>4.9</b>	<b>-1.9</b>	<b>-6.3</b>	<b>8.5</b>	<b>-2.4</b>	<b>1.2</b>
Publishing activities	J58	-5.4	14.4	-5.9	-3.2	-1.1	-3.2
Motion picture, video, television programme production; programming and broadcasting activities	J59	-15.4	-10.7	33.3	24.4	9.4	9.4
Programming and broadcasting activities	J60	-9.8	15.2	13.5	-12.6	0.3	-7.9
Telecommunications	J61	14.6	-3.6	-5.3	8.1	0.4	-7.0
Computer programming, consultancy and related activities	J62	4.4	-2.9	-9.0	9.7	-5.5	6.5
Information service activities	J63	-14.7	6.8	-5.0	7.0	1.0	3.4
<b>Real estate activities</b>	<b>L</b>	<b>-10.8</b>	<b>-1.4</b>	<b>14.8</b>	<b>4.7</b>	<b>4.7</b>	<b>-18.1</b>
<b>Professional, scientific and technical activities (specific grouping under Regulation (EU) 2019/2152)</b>	<b>M_STS</b>	<b>3.8</b>	<b>-12.3</b>	<b>-0.4</b>	<b>1.3</b>	<b>-3.9</b>	<b>13.3</b>
Legal and accounting activities	M69	-3.0	-6.1	16.4	3.0	-0.8	-7.0
Management consultancy activities	M702	-8.5	2.9	20.6	-6.5	4.1	13.1
Architectural and engineering activities; technical testing and analysis	M71	12.6	-27.4	-20.9	8.1	-20.8	54.3
Advertising and market research	M73	-7.2	4.5	10.6	2.3	0.9	-5.9
Other professional, scientific and technical activities	M74	10.6	-6.3	-5.6	-4.6	7.2	9.5
<b>Administrative and support service activities</b>	<b>N</b>	<b>8.1</b>	<b>-2.5</b>	<b>-1.3</b>	<b>3.6</b>	<b>3.1</b>	<b>8.4</b>
Rental and leasing activities	N77	9.3	-4.7	-5.4	11.6	2.7	-0.3
Employment activities	N78	8.5	-9.6	18.8	-0.9	1.8	3.5
Travel agency, tour operator reservation service and related activities	N79	-1.8	-1.0	7.1	1.6	-1.9	3.4
Security and investigation activities	N80	17.5	-1.9	-6.7	5.9	-5.0	25.0
Services to buildings and landscape activities	N81	-3.7	5.5	-9.1	-3.1	21.5	-2.5
Office administrative, office support and other business support activities	N82	5.3	-0.2	-5.6	2.4	11.1	5.9
* Preliminary data.							

Table 2

Changes of production indices in services (compared to the same month of the previous year) - calendar-adjusted data							
							(Per cent)
<b>Economic activities</b>	<b>NACE.BG - 2008</b>	<b>XI.2025</b>	<b>XII.2025</b>	<b>I.2026</b>	<b>II.2026</b>	<b>III.2026</b>	<b>IV.2026*</b>
<b>Services of the business economy (except trade and financial and insurance activities)</b>	<b>HTNXK</b>	<b>6.0</b>	<b>0.9</b>	<b>0.3</b>	<b>4.7</b>	<b>7.3</b>	<b>9.3</b>
<b>Transportation and storage</b>	<b>H</b>	<b>4.6</b>	<b>0.6</b>	<b>-1.6</b>	<b>-3.9</b>	<b>6.9</b>	<b>3.3</b>
Land transport and transport via pipelines	H49	1.6	1.0	-1.1	0.8	2.8	6.3
Water transport	H50	-26.6	-8.1	-4.4	26.6	22.8	20.6
Air transport	H51	65.1	0.1	41.0	68.2	27.4	11.1
Warehousing and support activities for transportation	H52	10.1	0.2	-6.6	-20.9	10.3	-6.6
Postal and courier activities	H53	-12.2	1.1	-8.3	-6.2	8.1	10.6
<b>Accommodation and food service activities</b>	<b>I</b>	<b>-1.1</b>	<b>6.1</b>	<b>5.6</b>	<b>-2.3</b>	<b>-0.6</b>	<b>-3.2</b>
Accommodation	I55	7.4	26.1	32.3	14.0	21.6	10.3
Food and beverage service activities	I56	-5.5	-5.0	-10.0	-14.3	-13.7	-11.8
<b>Information and communication</b>	<b>J</b>	<b>8.8</b>	<b>2.4</b>	<b>-4.0</b>	<b>12.2</b>	<b>10.5</b>	<b>8.6</b>
Publishing activities	J58	-12.3	8.8	-5.1	3.9	2.1	-8.4
Motion picture, video, television programme production; programming and broadcasting activities	J59	-34.2	-24.1	-20.7	25.7	33.7	56.9
Programming and broadcasting activities	J60	-11.4	-0.3	8.7	3.0	11.1	-20.1
Telecommunications	J61	4.2	0.5	3.0	9.3	12.9	3.1
Computer programming, consultancy and related activities	J62	15.8	5.2	-6.5	17.2	7.8	12.5
Information service activities	J63	14.1	-0.9	-13.0	-0.9	14.2	7.9
<b>Real estate activities</b>	<b>L</b>	<b>-8.1</b>	<b>-22.1</b>	<b>6.3</b>	<b>2.6</b>	<b>13.3</b>	<b>-7.5</b>
<b>Professional, scientific and technical activities (specific grouping under Regulation (EU) 2019/2152)</b>	<b>M_STS</b>	<b>16.7</b>	<b>4.0</b>	<b>4.3</b>	<b>13.6</b>	<b>7.3</b>	<b>25.9</b>
Legal and accounting activities	M69	2.4	-1.4	9.0	20.6	15.5	10.4
Management consultancy activities	M702	-35.2	-18.3	-6.3	-5.6	11.8	23.2
Architectural and engineering activities; technical testing and analysis	M71	89.3	32.2	-6.8	21.8	-10.8	73.7
Advertising and market research	M73	-1.1	-6.3	12.0	22.9	20.6	2.4
Other professional, scientific and technical activities	M74	-1.4	-8.4	17.0	5.4	8.0	15.8
<b>Administrative and support service activities</b>	<b>N</b>	<b>-1.1</b>	<b>4.7</b>	<b>0.0</b>	<b>4.7</b>	<b>4.8</b>	<b>26.5</b>
Rental and leasing activities	N77	26.6	23.0	1.9	10.0	11.2	22.7
Employment activities	N78	10.5	-13.5	14.3	10.6	14.2	15.4
Travel agency, tour operator reservation service and related activities	N79	-19.6	-22.8	-15.3	-7.3	-14.5	-6.0
Security and investigation activities	N80	7.3	4.4	-6.5	5.4	9.1	35.8
Services to buildings and landscape activities	N81	4.2	22.0	11.9	8.5	45.5	38.8
Office administrative, office support and other business support activities	N82	-24.4	14.2	-0.9	-1.7	-12.7	36.4
* Preliminary data.							

Table 3

Production indices in services - seasonally adjusted (2021 = 100)													
NACE.BG - 2008	IV.2025	V.2025	VI.2025	VII.2025	VIII.2025	IX.2025	X.2025	XI.2025	XII.2025	I.2026	II.2026	III.2026	IV.2026*
<b>HTNXK</b>	<b>117.8</b>	<b>119.5</b>	<b>120.6</b>	<b>121.2</b>	<b>120.4</b>	<b>121.8</b>	<b>125.8</b>	<b>128.8</b>	<b>124.7</b>	<b>123.2</b>	<b>127.7</b>	<b>127.2</b>	<b>129.1</b>
<b>H</b>	<b>111.9</b>	<b>112.3</b>	<b>112.1</b>	<b>109.5</b>	<b>110.5</b>	<b>111.9</b>	<b>113.2</b>	<b>114.8</b>	<b>113.4</b>	<b>113.2</b>	<b>117.6</b>	<b>118.5</b>	<b>116.5</b>
H49	102.8	104.6	105.7	102.4	104.3	105.1	104.4	105.8	106.9	104.6	106.4	106.5	108.7
H50	140.4	142.2	154.0	159.5	147.7	133.1	112.5	117.1	140.6	137.1	162.9	163.0	168.1
H51	304.4	317.4	314.7	269.5	306.4	302.7	329.4	376.1	318.9	371.7	428.8	393.2	347.4
H52	109.8	105.0	102.6	104.2	101.0	104.5	108.1	107.9	104.4	103.6	107.8	112.9	105.4
H53	112.4	116.9	114.2	115.9	115.0	116.9	118.5	110.2	115.2	113.6	114.6	120.4	122.9
<b>I</b>	<b>140.5</b>	<b>140.6</b>	<b>142.9</b>	<b>142.5</b>	<b>144.0</b>	<b>143.2</b>	<b>145.5</b>	<b>144.4</b>	<b>148.4</b>	<b>148.4</b>	<b>142.0</b>	<b>142.9</b>	<b>141.5</b>
I55	163.3	161.9	170.9	172.2	172.3	175.9	183.2	177.5	189.2	191.5	186.4	186.3	181.8
I56	127.1	128.4	127.0	124.9	127.1	123.5	123.4	125.4	124.7	123.6	115.6	116.2	115.7
<b>J</b>	<b>120.3</b>	<b>118.8</b>	<b>126.0</b>	<b>122.9</b>	<b>128.7</b>	<b>124.0</b>	<b>127.5</b>	<b>133.8</b>	<b>131.2</b>	<b>122.9</b>	<b>133.3</b>	<b>130.2</b>	<b>131.7</b>
J58	92.1	95.5	90.5	86.4	83.0	90.1	91.3	86.3	98.7	92.9	89.9	88.9	86.0
J59	84.9	94.2	71.4	77.8	99.7	71.3	86.1	72.8	65.0	86.7	107.8	118.0	129.0
J60	84.4	77.4	78.3	71.1	77.5	81.5	74.9	67.6	77.8	88.3	77.2	77.4	71.2
J61	114.3	111.9	116.0	113.2	113.5	110.9	114.0	130.7	126.0	119.4	129.0	129.6	120.5
J62	127.3	124.7	137.8	133.7	144.4	137.5	140.5	146.6	142.4	129.6	142.1	134.3	143.1
J63	142.7	147.8	151.9	151.5	149.2	149.5	158.8	135.5	144.7	137.4	147.1	148.6	153.7
<b>L</b>	<b>101.4</b>	<b>104.3</b>	<b>100.6</b>	<b>101.3</b>	<b>97.7</b>	<b>107.3</b>	<b>106.8</b>	<b>95.3</b>	<b>94.0</b>	<b>107.9</b>	<b>113.0</b>	<b>118.4</b>	<b>96.9</b>
<b>M_STS</b>	<b>116.9</b>	<b>126.9</b>	<b>121.3</b>	<b>126.9</b>	<b>119.1</b>	<b>127.5</b>	<b>144.5</b>	<b>150.1</b>	<b>131.6</b>	<b>131.1</b>	<b>132.8</b>	<b>127.7</b>	<b>144.7</b>
M69	126.0	133.8	134.0	122.1	129.1	134.0	138.2	134.0	125.8	146.4	150.8	149.6	139.2
M702	102.1	122.4	91.3	96.8	100.4	101.4	99.8	91.3	94.0	113.3	106.0	110.3	124.8
M71	112.3	129.8	142.3	154.8	117.1	136.2	209.7	236.1	171.4	135.6	146.6	116.1	179.2
M73	122.6	116.7	120.1	127.2	118.2	126.2	120.8	112.1	117.1	129.5	132.5	133.7	125.8
M74	121.0	127.3	108.2	123.7	127.0	132.8	127.9	141.5	132.5	125.1	119.3	127.9	140.1
<b>N</b>	<b>117.2</b>	<b>118.4</b>	<b>120.2</b>	<b>131.9</b>	<b>119.0</b>	<b>122.0</b>	<b>118.5</b>	<b>128.1</b>	<b>124.9</b>	<b>123.3</b>	<b>127.7</b>	<b>131.6</b>	<b>142.7</b>
N77	104.8	103.2	105.8	100.7	107.6	122.4	113.7	124.3	118.4	112.1	125.1	128.5	128.1
N78	141.5	141.0	144.4	137.3	144.7	144.7	132.2	143.5	129.7	154.1	152.7	155.5	161.0
N79	193.8	199.9	188.6	191.6	172.0	156.5	171.1	168.0	166.3	178.1	181.0	177.6	183.7
N80	102.0	102.4	103.8	148.3	106.3	106.9	102.4	120.3	118.0	110.1	116.6	110.8	138.5
N81	109.2	121.0	127.8	132.6	128.8	125.3	141.5	136.2	143.7	130.7	126.6	153.8	150.0
N82	109.3	109.4	112.4	109.4	107.4	115.4	109.9	115.7	115.4	109.0	111.6	124.1	131.3
* Preliminary data.													

Table 4

Production indices in services - calendar-adjusted (2021 = 100)													
NACE.BG - 2008	IV.2025	V.2025	VI.2025	VII.2025	VIII.2025	IX.2025	X.2025	XI.2025	XII.2025	I.2026	II.2026	III.2026	IV.2026*
<b>HTNXK</b>	<b>111.3</b>	<b>115.2</b>	<b>128.0</b>	<b>131.2</b>	<b>126.2</b>	<b>124.3</b>	<b>124.6</b>	<b>126.0</b>	<b>141.9</b>	<b>106.4</b>	<b>115.6</b>	<b>126.8</b>	<b>121.7</b>
<b>H</b>	<b>109.9</b>	<b>112.4</b>	<b>118.4</b>	<b>121.2</b>	<b>111.9</b>	<b>113.7</b>	<b>118.5</b>	<b>113.7</b>	<b>110.8</b>	<b>95.5</b>	<b>106.0</b>	<b>121.3</b>	<b>113.5</b>
H49	101.4	105.0	110.1	109.6	97.6	103.4	110.4	110.7	107.7	89.0	101.8	113.6	107.8
H50	143.7	153.6	161.3	193.3	164.5	137.3	119.8	106.0	136.8	104.0	133.4	160.7	173.3
H51	244.8	327.7	413.5	425.5	489.5	403.7	324.4	218.6	211.8	200.3	246.9	285.3	272.0
H52	112.2	104.2	105.0	112.7	101.5	105.0	113.3	108.1	101.8	94.2	98.4	118.5	104.8
H53	109.8	112.1	113.5	113.8	108.3	111.0	122.3	120.4	128.9	111.1	110.3	123.4	121.4
<b>I</b>	<b>120.8</b>	<b>131.4</b>	<b>159.5</b>	<b>197.3</b>	<b>219.5</b>	<b>154.9</b>	<b>125.1</b>	<b>109.8</b>	<b>134.0</b>	<b>125.3</b>	<b>118.4</b>	<b>124.0</b>	<b>116.9</b>
I55	127.5	132.2	202.5	277.1	311.5	204.9	142.9	110.2	154.3	156.9	158.5	152.1	140.7
I56	116.9	130.9	134.4	150.7	165.9	125.7	114.8	109.6	122.1	106.9	95.0	107.6	103.1
<b>J</b>	<b>113.8</b>	<b>112.9</b>	<b>131.6</b>	<b>120.2</b>	<b>122.1</b>	<b>123.2</b>	<b>129.9</b>	<b>136.9</b>	<b>164.6</b>	<b>109.9</b>	<b>121.6</b>	<b>132.4</b>	<b>123.6</b>
J58	80.9	86.7	96.2	104.4	79.7	110.7	96.1	87.5	115.0	81.4	71.7	74.7	74.1
J59	73.0	81.3	68.8	72.4	86.4	59.5	104.8	82.2	117.0	65.8	87.6	118.2	114.5
J60	89.1	81.9	83.0	58.5	56.2	79.2	97.2	88.8	81.6	65.4	72.8	64.4	71.2
J61	109.1	110.6	119.9	114.7	115.7	113.8	114.0	130.2	138.3	111.9	121.6	129.4	112.5
J62	119.1	115.8	146.0	127.9	133.9	134.3	143.1	149.1	192.7	113.3	126.8	140.2	134.0
J63	141.7	141.6	151.8	145.5	133.7	143.2	156.1	151.9	176.6	125.4	142.3	152.3	152.9
<b>L</b>	<b>96.1</b>	<b>97.1</b>	<b>104.7</b>	<b>103.5</b>	<b>97.6</b>	<b>116.7</b>	<b>102.2</b>	<b>90.0</b>	<b>109.5</b>	<b>101.8</b>	<b>111.2</b>	<b>119.8</b>	<b>88.9</b>
<b>M_STS</b>	<b>111.6</b>	<b>121.5</b>	<b>127.3</b>	<b>128.8</b>	<b>107.5</b>	<b>123.3</b>	<b>140.7</b>	<b>156.3</b>	<b>184.1</b>	<b>108.3</b>	<b>120.5</b>	<b>131.7</b>	<b>140.5</b>
M69	126.3	134.2	142.5	122.7	117.8	129.7	135.2	129.1	153.2	132.0	140.9	159.1	139.5
M702	98.2	112.5	92.4	96.3	92.0	109.6	96.9	86.2	124.3	99.4	98.6	116.8	121.0
M71	97.8	119.1	150.9	166.3	108.0	123.7	191.5	260.3	284.8	96.4	127.9	114.2	170.0
M73	123.9	116.8	125.1	123.9	100.8	119.6	135.0	131.3	156.0	93.5	112.3	132.2	126.9
M74	114.4	121.7	113.0	121.2	114.0	130.2	126.2	138.3	167.5	115.3	113.7	135.2	132.5
<b>N</b>	<b>110.1</b>	<b>115.4</b>	<b>130.2</b>	<b>142.2</b>	<b>128.2</b>	<b>131.1</b>	<b>118.0</b>	<b>126.7</b>	<b>130.8</b>	<b>106.6</b>	<b>117.6</b>	<b>126.9</b>	<b>139.3</b>
N77	98.1	107.0	109.0	106.3	109.4	125.5	109.5	132.3	135.0	98.8	113.8	121.8	120.4
N78	141.8	137.7	143.2	136.1	143.2	143.1	133.5	144.0	148.6	138.2	150.3	160.6	163.6
N79	141.5	172.4	273.3	309.8	308.7	236.8	167.7	85.7	105.7	101.7	116.6	119.5	133.1
N80	100.9	100.4	103.9	150.8	108.9	108.6	104.3	118.9	127.0	101.1	116.4	108.6	137.0
N81	105.2	124.8	139.4	146.5	133.6	123.1	146.7	139.0	155.9	107.3	108.9	147.9	145.9
N82	102.8	105.5	123.4	104.8	98.0	126.9	106.3	130.7	120.5	100.7	104.4	128.9	140.3
* Preliminary data.													