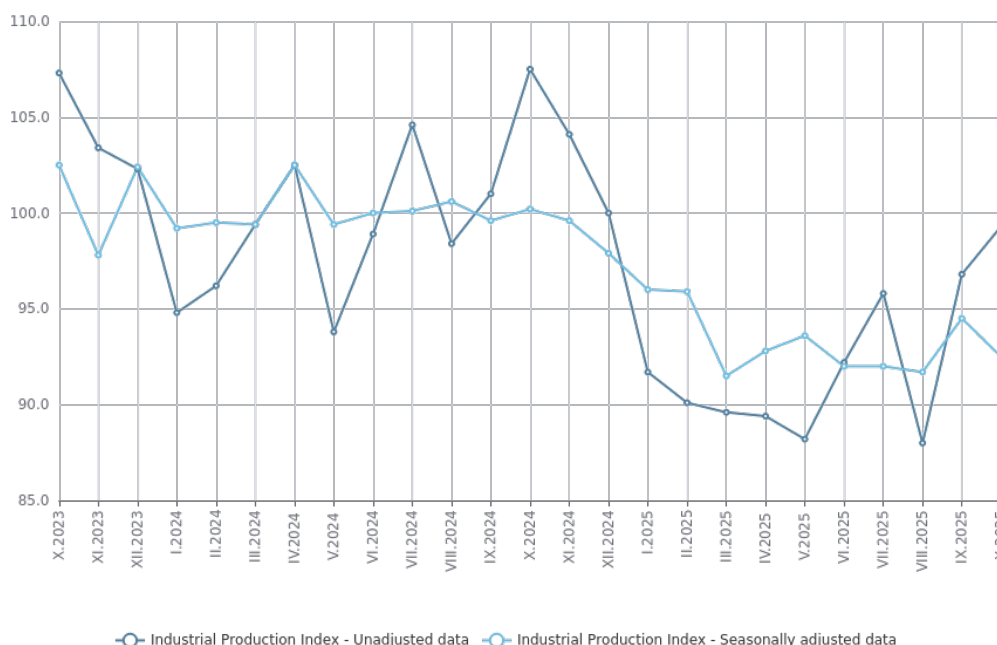




## INDUSTRIAL PRODUCTION INDICES - OCTOBER 2025

The Industrial Production Index decreased by 2.1% in October 2025 compared to the previous month. The data are preliminary and seasonally adjusted. In comparison with October 2024, a decline of 7.7% was registered in the calendar-adjusted Industrial Production Index.

Figure 1. Industrial Production Indices (2021 = 100)



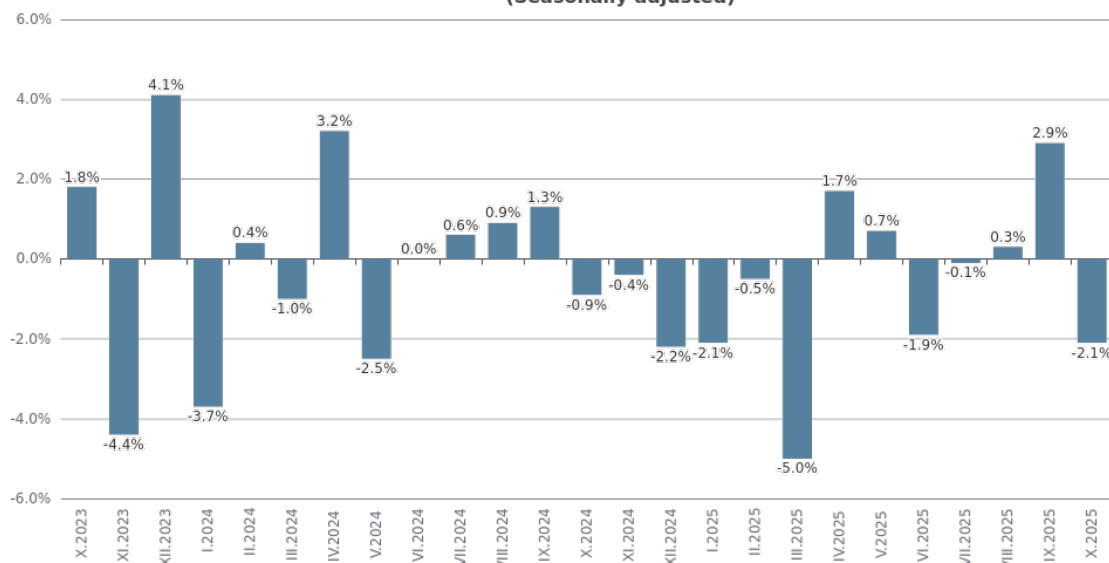
### Monthly changes

In October 2025, compared to the previous month, a decrease was seen in the mining and quarrying industry - by 13.3%, in the manufacturing - by 3.6%, while a rise was registered in the electricity, gas, steam and air conditioning supply - by 8.6%.

More significant decline in the manufacturing was reported in the repair and installation of machinery and equipment - by 22.6%, and in the manufacture of tobacco products - by 16.4%.

In the manufacturing, an increase was reported in the manufacture of other transport equipment - by 7.9%, and in the other manufacturing - by 7.3%.

Figure 2. Changes of Industrial Production Indices compared to the previous month (Seasonally adjusted)

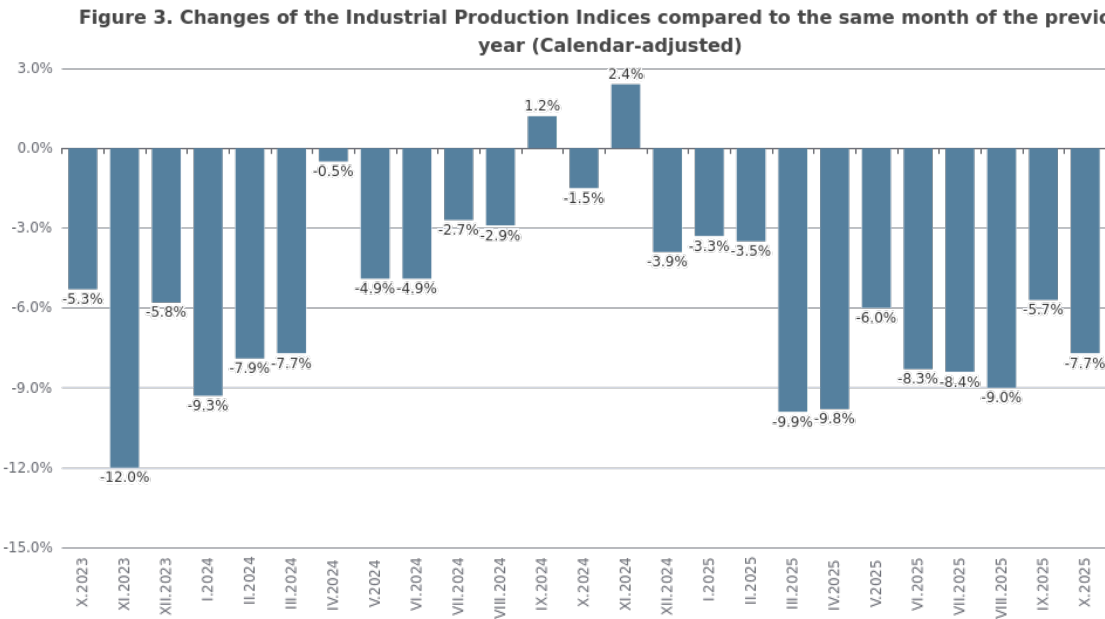


Annual changes

On an annual basis, a drop of the Industrial Production Index was observed in the electricity, gas, steam and air conditioning supply - by 10.9%, in the mining and quarrying industry - by 10.7%, and in the manufacturing - by 6.5%.

In the manufacturing, a significant decline in production, compared to the same month of the previous year, was seen in the repair and installation of machinery and equipment - by 24.8%, in the manufacture of food products - by 22.4%, in the manufacture of textiles - by 20.9%.

A rise was reported in the manufacture of furniture - by 27.1%, in the manufacture of motor vehicles, trailers and semi-trailers - by 13.0%, in the manufacture of other non-metallic mineral products - by 11.8%, and in the manufacture of tobacco products - 11.2%.



Methodological notes

The monthly indices of industrial production are calculated in accordance with the requirements of Regulation (EU) 2019/2152 of the European Parliament and of the Council on European Business Statistics.

The Monthly Industrial Production and Industrial Turnover Indices measure changes in production and turnover values of industrial enterprises. This information can be used to access the current economic development and for short-term forecasts. Indices do not measure the actual production level; they aim to measure the average change in the value of production between two points in time. Indices are compiled based on information collected through a representative sampling survey on industrial enterprises. The sample covers enterprises with an annual turnover of more than 97% of the total turnover in the industry.

The Industrial Production Indices are calculated at a constant base year, that is to say they are weighted with the structure of the value added at factor costs in the base year.

Seasonal adjustment is a statistical method which eliminates the seasonal component of the time series.

Calendar adjustment is an adjustment for variations in the monthly data, caused by calendar effects, the different number of calendar and working days in the months, national holidays and outliers (for example, the presence of more non-working days in May could contribute to the decline in production in some activities).

Since July 2024, all dynamic rows have been recalculated based on 2021 as base year and have been published in IS Infostat.

Table 1

Changes of Industrial Production Indices compared to the previous month							
							(Per cent)
Economic activities	NACE.BG - 2008	V.2025	VI.2025	VII.2025	VIII.2025	IX.2025	X.2025*
Industry	B_TO_E36	0.7	-1.9	-0.1	0.3	2.9	-2.1
Mining and quarrying	B	0.9	16.1	-11.3	8.7	-4.2	-13.3
Mining of coal and lignite	B05	-4.9	28.5	-25.3	-13.8	-68.1	64.5
Extraction of crude petroleum and natural gas	B06	..	..	..	..	..	..
Mining of metal ores	B07	-4.0	14.9	-3.5	3.8	3.4	-10.9
Other mining and quarrying	B08	-1.8	-3.6	4.2	3.8	-3.8	-7.3
Mining support service activities	B09	..	..	..	..	..	..
Manufacturing	C	2.0	-2.3	2.0	0.6	2.1	-3.6
Manufacture of food products	C10	0.7	-3.0	1.3	-0.4	-4.9	-1.6
Manufacture of beverages	C11	-1.4	-0.9	-3.7	-0.5	1.7	-4.4
Manufacture of tobacco products	C12	-12.1	-2.9	-6.7	-5.1	17.9	-16.4
Manufacture of textiles	C13	-5.0	-7.4	15.0	-4.5	-7.7	0.0
Manufacture of wearing apparel	C14	-5.7	7.2	-8.5	-1.3	0.5	5.1
Manufacture of leather and related products	C15	-3.9	-3.0	-8.8	10.9	7.2	-5.4
Manufacture of wood and of products of wood and cork, except furniture; manufacture of articles of straw and plaiting materials	C16	-4.5	-0.2	-1.1	1.2	3.3	-6.0
Manufacture of paper and paper products	C17	-3.3	-1.7	3.1	-1.7	0.7	1.7
Printing and reproduction of recorded media	C18	1.4	1.3	-5.3	2.4	-2.6	1.5
Manufacture of coke and refined petroleum products	C19	..	..	..	..	..	..
Manufacture of chemicals and chemical products	C20	7.5	-9.6	3.5	5.0	-5.0	-7.7
Manufacture of basic pharmaceutical products and pharmaceutical preparations	C21	2.4	14.6	-9.2	7.9	-0.5	-4.8
Manufacture of rubber and plastic products	C22	-3.0	1.6	-3.2	-1.4	3.7	-3.8
Manufacture of other non-metallic mineral products	C23	11.7	-2.5	2.7	-0.8	1.8	-4.0
Manufacture of basic metals	C24	0.6	-3.0	9.1	-4.9	5.6	5.2
Manufacture of fabricated metal products, except machinery and equipment	C25	1.4	-14.8	17.3	5.8	5.0	-8.3
Manufacture of computer, electronic and optical products	C26	2.9	5.7	-5.8	5.4	15.6	-11.9
Manufacture of electrical equipment	C27	-6.3	-3.0	-1.9	2.1	4.2	-1.9
Manufacture of machinery and equipment n.e.c.	C28	1.4	-1.7	-1.5	7.9	-2.3	-1.4
Manufacture of motor vehicles, trailers and semi-trailers	C29	5.0	-6.3	-0.5	-7.1	4.0	3.3
Manufacture of other transport equipment	C30	-7.0	-10.4	-22.6	-3.4	36.9	7.9
Manufacture of furniture	C31	4.3	-7.9	3.6	5.5	4.7	4.3
Other manufacturing	C32	-0.5	-12.9	13.5	-13.3	11.9	7.3
Repair and installation of machinery and equipment	C33	-8.6	17.1	1.1	6.2	4.6	-22.6
Electricity, gas, steam and air conditioning supply	D	-8.0	-6.6	-0.3	-14.6	15.8	8.6
Electricity, gas, steam and air conditioning supply	D35	-8.0	-6.6	-0.3	-14.6	15.8	8.6
Seasonally adjusted.							
* Preliminary data.							
„...“ - Confidential data.							

Table 2

Changes of Industrial Production Indices compared to the same month of the previous year							
							(Per cent)
Economic activities	NACE.BG - 2008	V.2025	VI.2025	VII.2025	VIII.2025	IX.2025	X.2025*
Industry	B_TO_E36	-6.0	-8.3	-8.4	-9.0	-5.7	-7.7
Mining and quarrying	B	8.5	26.7	2.1	-6.9	-18.9	-10.7
Mining of coal and lignite	B05	-54.8	-35.1	-59.1	-53.9	-73.8	-17.0
Extraction of crude petroleum and natural gas	B06	..	..	..	..	..	..
Mining of metal ores	B07	-5.5	16.9	10.1	-2.5	-14.6	-11.0
Other mining and quarrying	B08	-14.3	-16.2	-12.9	-8.1	-5.3	-16.5
Mining support service activities	B09	..	..	..	..	..	..
Manufacturing	C	-1.3	-7.3	-3.5	-5.0	-0.1	-6.5
Manufacture of food products	C10	-7.1	-14.1	-13.0	-13.0	-17.4	-22.4
Manufacture of beverages	C11	-6.6	-11.5	-15.0	-14.8	-13.9	-15.2
Manufacture of tobacco products	C12	47.7	67.0	34.5	6.5	27.2	11.2
Manufacture of textiles	C13	-18.5	-28.7	-10.5	-7.5	-33.2	-20.9
Manufacture of wearing apparel	C14	-20.0	-13.2	-21.2	-20.6	-20.3	-15.2
Manufacture of leather and related products	C15	-0.1	1.5	-9.0	0.8	18.0	-3.0
Manufacture of wood and of products of wood and cork, except furniture; manufacture of articles of straw and plaiting materials	C16	-12.0	-12.1	-12.0	-9.1	-11.9	-13.6
Manufacture of paper and paper products	C17	-23.9	-24.5	-25.8	-22.6	-25.6	-18.7
Printing and reproduction of recorded media	C18	-1.5	-4.7	-4.3	2.8	-7.8	-3.6
Manufacture of coke and refined petroleum products	C19	..	..	..	..	..	..
Manufacture of chemicals and chemical products	C20	-9.1	-24.2	-8.4	-11.4	-11.3	-14.4
Manufacture of basic pharmaceutical products and pharmaceutical preparations	C21	-7.5	14.8	0.9	1.3	15.8	-3.4
Manufacture of rubber and plastic products	C22	-4.2	-3.6	-7.1	-8.5	-5.3	-6.5
Manufacture of other non-metallic mineral products	C23	24.0	14.5	12.4	21.0	23.1	11.8
Manufacture of basic metals	C24	-36.7	-41.3	-19.6	-19.6	-19.9	-8.4
Manufacture of fabricated metal products, except machinery and equipment	C25	17.3	-3.6	3.4	2.5	18.6	-6.5
Manufacture of computer, electronic and optical products	C26	7.0	6.7	-3.9	5.2	18.2	3.9
Manufacture of electrical equipment	C27	11.5	1.2	-2.9	-4.9	4.5	-2.0
Manufacture of machinery and equipment n.e.c.	C28	10.4	7.9	7.0	7.6	1.9	-1.3
Manufacture of motor vehicles, trailers and semi-trailers	C29	7.8	7.4	-1.2	-11.1	0.2	13.0
Manufacture of other transport equipment	C30	-1.7	-12.4	-29.3	-54.3	-8.6	-8.6
Manufacture of furniture	C31	18.5	11.7	17.8	15.5	24.0	27.1
Other manufacturing	C32	12.8	-6.1	10.9	0.1	25.7	3.3
Repair and installation of machinery and equipment	C33	-14.0	3.2	7.1	14.4	10.1	-24.8
Electricity, gas, steam and air conditioning supply	D	-26.6	-18.1	-35.0	-31.0	-25.0	-10.9
Electricity, gas, steam and air conditioning supply	D35	-26.6	-18.1	-35.0	-31.0	-25.0	-10.9
Calendar-adjusted.							
* Preliminary data.							
„...“ - Confidential data.							

Table 3

Industrial Production Indices (Seasonally adjusted, 2021 = 100)													
NACE.BG - 2008	X.2024	XI.2024	XII.2024	I.2025	II.2025	III.2025	IV.2025	V.2025	VI.2025	VII.2025	VIII.2025	IX.2025	X.2025*
B_TO_E36	101.1	100.8	98.6	96.5	96.0	91.2	92.7	93.4	91.6	91.6	91.9	94.5	92.5
B	85.9	87.2	105.4	85.1	79.8	84.3	83.1	83.9	97.3	86.4	93.9	89.9	78.0
B05	19.3	55.2	90.5	39.5	43.0	26.9	31.1	29.6	38.0	28.4	24.4	7.8	12.8
B06	..	..	..	..	..	..	..	..	..	..	..	..	..
B07	107.8	104.7	110.8	99.9	97.3	98.6	95.1	91.4	105.0	101.3	105.2	108.7	96.9
B08	84.6	86.3	79.0	85.6	67.2	73.2	77.6	76.2	73.5	76.6	79.5	76.5	70.9
B09	..	..	..	..	..	..	..	..	..	..	..	..	..
C	107.5	107.4	105.2	103.3	101.8	101.4	99.6	101.6	99.2	101.1	101.7	103.9	100.2
C10	107.9	100.6	99.5	95.6	88.6	89.4	90.9	91.6	88.8	89.9	89.6	85.2	83.8
C11	102.9	99.5	102.7	102.1	99.9	95.0	96.7	95.3	94.5	91.0	90.6	92.2	88.1
C12	77.9	66.2	75.6	86.5	92.3	91.2	116.3	102.2	99.2	92.6	87.9	103.6	86.6
C13	61.0	56.3	56.1	52.4	53.8	53.3	54.3	51.6	47.8	54.9	52.4	48.4	48.4
C14	90.0	92.8	77.9	78.4	77.6	74.0	76.9	72.5	77.8	71.2	70.3	70.6	74.3
C15	67.2	66.8	61.9	63.3	60.6	59.5	67.8	65.1	63.2	57.6	63.9	68.5	64.8
C16	87.7	91.5	92.0	89.9	86.7	84.6	82.4	78.7	78.5	77.6	78.6	81.1	76.3
C17	93.4	91.3	81.7	73.7	76.1	74.7	73.9	71.5	70.3	72.5	71.2	71.7	72.9
C18	92.1	94.5	91.4	90.9	88.1	93.5	90.6	91.9	93.0	88.1	90.2	87.8	89.1
C19	..	..	..	..	..	..	..	..	..	..	..	..	..
C20	98.9	109.9	101.9	97.4	94.0	93.5	91.7	98.5	89.1	92.2	96.8	91.9	84.8
C21	121.0	112.2	120.8	117.3	107.0	114.1	108.3	110.8	127.0	115.3	124.4	123.8	117.9
C22	81.6	86.3	85.3	81.5	80.7	81.6	82.1	79.7	81.0	78.4	77.3	80.2	77.2
C23	91.0	95.7	112.3	113.7	99.1	103.2	95.3	106.5	103.8	106.6	105.7	107.5	103.2
C24	94.6	90.5	71.7	72.3	74.6	75.0	72.5	72.9	70.8	77.2	73.4	77.6	81.6
C25	185.4	171.7	166.8	191.1	159.0	179.5	167.7	170.0	144.9	170.0	179.9	188.8	173.1
C26	104.8	111.6	108.7	92.1	107.7	121.1	99.7	102.6	108.4	102.2	107.6	124.4	109.6
C27	103.5	104.8	96.6	98.5	96.1	98.9	108.5	101.7	98.7	96.8	98.8	102.9	101.0
C28	95.9	89.6	93.1	93.4	98.2	100.7	93.5	94.8	93.2	91.8	99.0	96.7	95.3
C29	98.0	102.3	96.0	113.2	111.9	116.2	115.0	120.7	113.1	112.6	104.6	108.9	112.5
C30	113.3	99.2	105.5	104.1	123.5	83.3	105.4	98.0	87.8	68.0	65.7	89.9	97.0
C31	81.3	79.5	80.8	80.2	90.1	97.3	89.7	93.6	86.2	89.3	94.3	98.7	102.9
C32	130.1	121.8	133.5	110.7	132.9	112.9	131.2	130.5	113.6	128.9	111.8	125.1	134.2
C33	133.9	107.4	113.8	127.4	108.0	103.9	109.3	99.9	117.0	118.4	125.8	131.5	101.8
D	84.4	77.6	62.8	75.8	83.9	47.8	73.5	67.7	63.2	63.1	53.8	62.3	67.7
D35	84.4	77.6	62.8	75.8	83.9	47.8	73.5	67.7	63.2	63.1	53.8	62.3	67.7
* Preliminary data.													
*** Confidential data.													

Table 4

Industrial Production Indices (Calendar-adjusted, 2021 = 100)													
NACE.BG - 2008	X.2024	XI.2024	XII.2024	I.2025	II.2025	III.2025	IV.2025	V.2025	VI.2025	VII.2025	VIII.2025	IX.2025	X.2025*
B_TO_E36	106.0	104.9	101.7	90.8	90.7	91.8	89.1	89.1	92.9	94.4	89.7	96.8	97.9
B	95.8	92.5	119.3	82.6	75.1	81.8	75.5	76.8	93.9	82.5	94.2	96.9	85.5
B05	40.9	71.6	112.5	55.1	45.4	19.3	9.6	7.9	15.7	21.0	20.3	12.8	33.9
B06	..	..	..	..	..	..	..	..	..	..	..	..	..
B07	109.8	96.3	124.1	92.4	84.8	95.4	90.6	91.4	113.6	96.5	112.6	117.7	97.7
B08	95.7	96.1	78.6	62.8	52.7	69.6	76.1	79.2	78.6	80.5	83.5	81.4	79.9
B09	..	..	..	..	..	..	..	..	..	..	..	..	..
C	115.6	111.3	102.6	93.4	93.1	103.7	98.0	100.7	103.3	104.9	98.4	106.9	108.1
C10	119.7	103.4	103.0	87.3	77.0	88.7	87.6	90.3	89.2	89.8	91.2	88.2	92.9
C11	95.7	90.4	95.0	74.6	72.5	86.4	93.0	97.1	113.1	111.3	110.5	103.5	81.1
C12	82.5	64.3	73.8	52.9	63.4	96.4	127.3	119.4	121.1	118.1	90.2	114.6	91.8
C13	64.6	59.2	51.5	47.5	54.1	56.6	54.0	54.9	50.9	56.4	43.8	49.2	51.1
C14	92.4	95.5	73.8	80.9	77.3	72.4	69.7	65.5	85.0	80.4	65.6	69.3	78.4
C15	74.7	77.4	56.9	62.6	58.5	62.5	67.3	62.0	67.9	61.9	51.2	68.7	72.5
C16	93.9	97.6	86.3	76.1	77.4	85.6	82.7	81.7	82.0	82.3	75.9	84.1	81.1
C17	99.8	95.7	75.1	69.2	70.9	77.0	71.0	71.1	74.0	76.6	66.4	72.0	81.2
C18	98.9	107.0	96.9	81.8	79.5	95.6	89.1	92.0	97.1	86.8	83.4	84.2	95.3
C19	..	..	..	..	..	..	..	..	..	..	..	..	..
C20	99.4	112.4	100.9	91.7	89.2	101.8	92.7	97.8	91.5	93.0	92.7	90.8	85.1
C21	129.4	112.0	127.1	114.0	96.2	125.0	106.2	107.2	141.8	112.1	116.1	116.2	125.0
C22	89.9	88.0	77.4	74.7	75.5	84.6	81.8	79.2	85.5	81.7	72.3	82.9	84.0
C23	101.3	101.8	103.3	84.9	83.3	103.3	96.1	112.9	109.0	115.6	108.7	113.1	113.2
C24	97.8	92.8	65.1	70.9	71.9	80.3	73.1	75.6	72.4	78.2	66.8	76.5	89.5
C25	196.3	189.1	173.3	153.8	139.7	180.7	169.5	166.6	147.3	182.9	177.7	192.5	183.6
C26	117.4	116.6	104.3	85.5	104.7	127.9	96.8	98.7	114.5	104.8	94.5	128.3	122.0
C27	110.3	112.3	86.6	91.6	95.9	102.5	107.9	95.5	106.1	100.2	91.4	105.8	108.1
C28	104.7	94.1	89.5	83.7	95.5	107.7	94.7	92.9	98.1	93.6	87.7	98.5	103.4
C29	105.7	114.2	84.9	115.7	114.9	125.6	114.9	119.4	116.5	106.6	92.1	108.1	119.4
C30	123.5	97.1	89.7	81.5	124.3	81.7	110.4	98.0	91.3	62.9	59.4	88.7	112.9
C31	88.0	84.5	81.6	70.2	83.9	103.1	87.9	93.6	90.7	91.8	89.8	99.7	111.9
C32	144.1	130.0	122.4	95.2	117.3	113.2	127.5	129.1	129.0	130.5	110.0	130.3	148.9
C33	141.5	117.3	150.2	94.3	92.0	103.3	99.3	93.6	120.6	120.0	123.3	141.0	106.5
D	73.8	86.8	81.8	87.2	90.7	53.4	63.4	51.3	52.4	59.8	52.6	58.0	65.8
D35	73.8	86.8	81.8	87.2	90.7	53.4	63.4	51.3	52.4	59.8	52.6	58.0	65.8
* Preliminary data.													
*** - Confidential data.													