

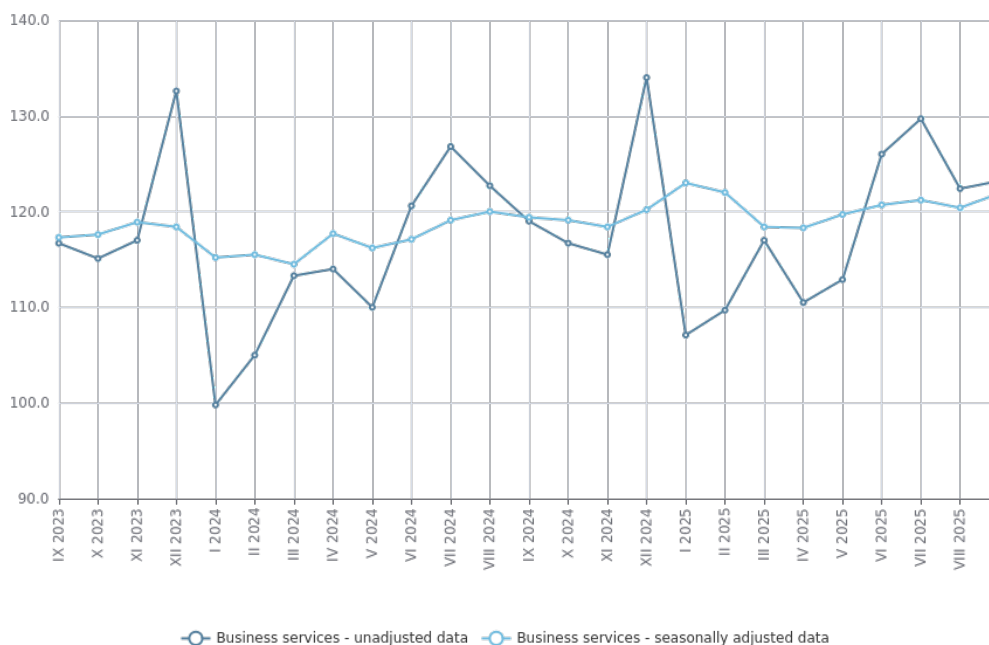


## SERVICES PRODUCTION INDICES - SEPTEMBER 2025

In September 2025, the total production index in **Services of the business economy**<sup>[1]</sup> increased by 1.2% compared to the previous month. The data are preliminary and seasonally adjusted.

Compared to September 2024, an increase of 1.8% was registered in the calendar-adjusted index according to preliminary data.

Figure 1. Production indices for Business services (2021 = 100)

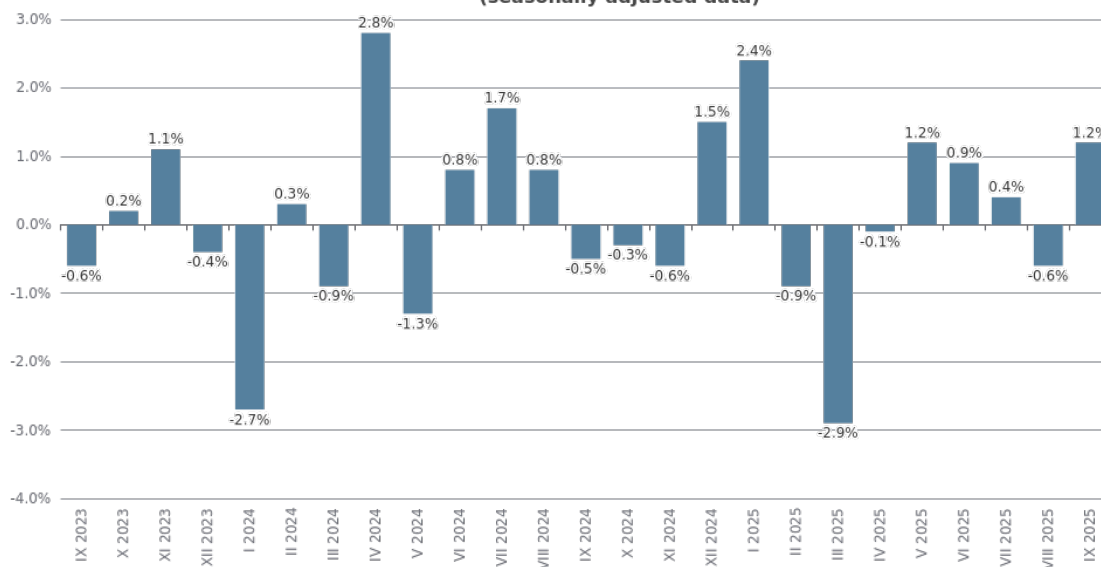


<sup>[1]</sup> Business services include the following sectors from NACE.BG - 2008: H - Transportation and storage, I - Accommodation and food service activities, J - Information and communication, L - Real estate activities, M\_ST - Professional, scientific and technical activities (specific grouping under Regulation (EU) 2019/2152), and N - Administrative and support service activities.

### Monthly changes

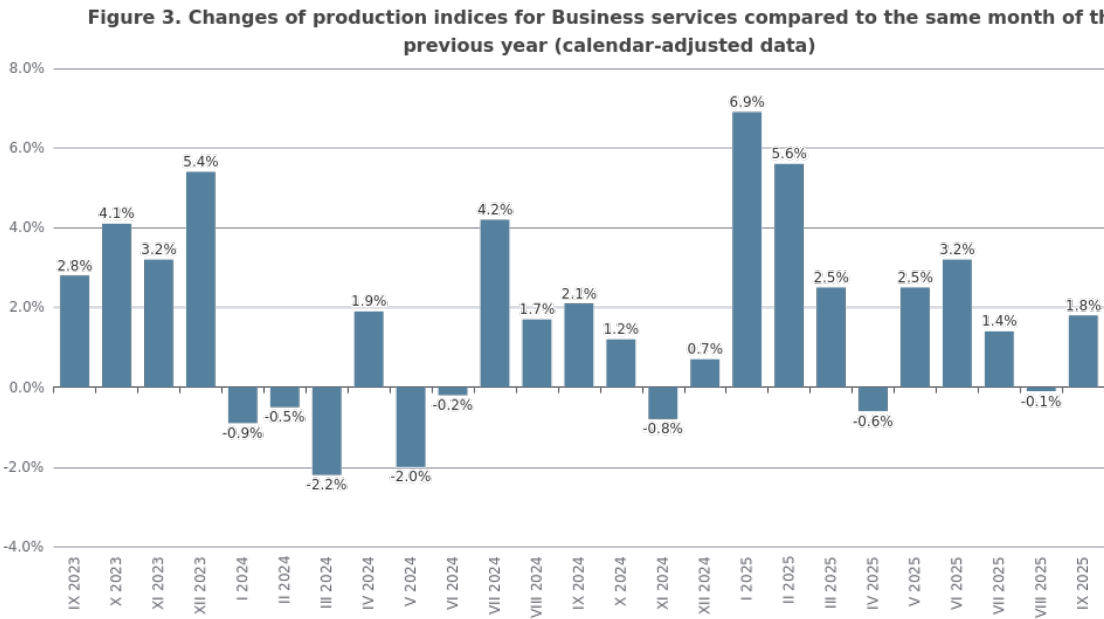
An increase, compared to the previous month, was reported in the following sectors: 'Real estate activities' - by 10.5%, 'Professional, scientific and technical activities' - by 7.0%, 'Administrative and support service activities' - by 3.0%, and 'Transportation and storage' - by 1.1%. A decrease was seen in the sectors: 'Information and communication' - by 3.9%, and 'Accommodation and food service activities' - by 0.6%.

Figure 2. Changes of production indices for Business services compared to the previous month (seasonally adjusted data)



Annual changes

On an annual basis, a decline was observed in the following sectors: ‘Real estate activities’ - by 5.1%, ‘Administrative and support service activities’ - by 4.0%, ‘Transportation and storage’ - by 2.0%, ‘Information and communication’ - by 1.6%, and ‘Professional, scientific and technical activities’ - by 0.9%. A decrease was registered only in the sector ‘Accommodation and food service activities’ - by 0.7%.



Methodological notes

Monthly indices of production in services are calculated and published two months after the reference period (M+2) in accordance with the requirements of Regulation (EU) 2019/2152 of the European Parliament and of the Council for European Business Statistics.

Production indices in services are calculated by deflating the turnover indices for each activity with the corresponding producer price indices. The purpose of the production index is to measure changes in output volume at monthly intervals. The indices are calculated with 2021 as a base year.

Seasonal adjustment is a statistical method, which eliminates the seasonal component of time series.

Calendar adjustment is an adjustment for variations caused by calendar effects, a different number of calendar and working days in the months, national holidays and outliers (for example, the presence of more non-working days in May could contribute to the decline in some activities).

Since July 2024, all dynamic rows have been recalculated based on the 2021 base year and have been published in IS Infostat.

Table 1

Changes of production indices in services (compared to the previous month) - seasonally adjusted data							
							(Per cent)
<b>Economic activities</b>	<b>NACE.BG - 2008</b>	<b>IV.2025</b>	<b>V.2025</b>	<b>VI.2025</b>	<b>VII.2025</b>	<b>VIII.2025</b>	<b>IX.2025*</b>
<b>Services of the business economy (except trade and financial and insurance activities)</b>	<b>HTNXK</b>	<b>-0.1</b>	<b>1.2</b>	<b>0.9</b>	<b>0.4</b>	<b>-0.6</b>	<b>1.2</b>
<b>Transportation and storage</b>	<b>H</b>	<b>0.8</b>	<b>0.4</b>	<b>-0.3</b>	<b>-2.6</b>	<b>1.1</b>	<b>1.1</b>
Land transport and transport via pipelines	H49	0.5	2.2	1.2	-3.2	1.8	0.7
Water transport	H50	5.2	1.6	8.6	3.0	-7.6	-9.5
Air transport	H51	-4.9	4.3	-3.7	-13.6	13.2	-1.1
Warehousing and support activities for transportation	H52	3.3	-4.9	-2.3	0.7	-2.5	3.1
Postal and courier activities	H53	-0.3	4.0	-2.1	1.7	-0.3	1.1
<b>Accommodation and food service activities</b>	<b>I</b>	<b>-0.9</b>	<b>0.4</b>	<b>2.2</b>	<b>-0.3</b>	<b>0.4</b>	<b>-0.6</b>
Accommodation	I55	-0.1	1.3	5.8	0.5	0.1	0.8
Food and beverage service activities	I56	-1.9	0.5	-2.5	1.8	-3.5	-1.5
<b>Information and communication</b>	<b>J</b>	<b>2.2</b>	<b>-0.8</b>	<b>5.6</b>	<b>-1.9</b>	<b>4.6</b>	<b>-3.9</b>
Publishing activities	J58	6.3	3.7	-5.3	-5.0	-4.7	9.6
Motion picture, video, television programme production; programming and broadcasting activities	J59	-6.2	10.7	-24.5	15.1	28.4	-31.8
Programming and broadcasting activities	J60	22.5	-2.6	0.7	-5.2	8.3	0.7
Telecommunications	J61	-2.5	-2.1	3.3	-2.4	-0.2	-2.4
Computer programming, consultancy and related activities	J62	3.6	-1.5	10.1	-2.3	7.9	-4.7
Information service activities	J63	11.0	4.0	1.9	0.7	-0.9	0.1
<b>Real estate activities</b>	<b>L</b>	<b>-4.5</b>	<b>2.3</b>	<b>-3.2</b>	<b>0.6</b>	<b>-2.9</b>	<b>10.5</b>
<b>Professional, scientific and technical activities (specific grouping under Regulation (EU) 2019/2152)</b>	<b>M_STS</b>	<b>2.7</b>	<b>6.0</b>	<b>-4.6</b>	<b>4.4</b>	<b>-5.5</b>	<b>7.0</b>
Legal and accounting activities	M69	-4.1	7.4	-1.4	-8.9	9.4	3.4
Management consultancy activities	M702	1.9	12.6	-25.3	5.8	3.7	0.9
Architectural and engineering activities; technical testing and analysis	M71	5.0	8.5	10.0	8.2	-24.6	17.0
Advertising and market research	M73	10.1	-4.8	3.1	5.9	-7.0	6.7
Other professional, scientific and technical activities	M74	3.5	4.4	-14.9	14.2	2.6	4.3
<b>Administrative and support service activities</b>	<b>N</b>	<b>-8.2</b>	<b>0.8</b>	<b>1.5</b>	<b>8.6</b>	<b>-9.9</b>	<b>3.0</b>
Rental and leasing activities	N77	-13.0	1.4	1.8	-3.5	4.6	15.4
Employment activities	N78	5.2	-0.3	1.1	-4.2	5.7	0.1
Travel agency, tour operator reservation service and related activities	N79	-0.1	-2.7	-4.8	-8.7	-11.0	-9.8
Security and investigation activities	N80	-0.1	-0.7	1.2	43.3	-28.5	0.2
Services to buildings and landscape activities	N81	2.3	12.2	8.2	4.0	-5.0	-3.8
Office administrative, office support and other business support activities	N82	-27.4	1.4	3.2	-5.1	0.8	9.0
* Preliminary data.							

Table 2

Changes of production indices in services (compared to the same month of the previous year) - calendar-adjusted data							
							(Per cent)
Economic activities	NACE.BG - 2008	IV.2025	V.2025	VI.2025	VII.2025	VIII.2025	IX.2025*
<b>Services of the business economy (except trade and financial and insurance activities)</b>	<b>HTNXK</b>	<b>-0.6</b>	<b>2.5</b>	<b>3.2</b>	<b>1.4</b>	<b>-0.1</b>	<b>1.8</b>
<b>Transportation and storage</b>	<b>H</b>	<b>-5.2</b>	<b>1.6</b>	<b>2.4</b>	<b>-4.0</b>	<b>0.7</b>	<b>2.0</b>
Land transport and transport via pipelines	H49	-9.2	0.0	0.6	-5.0	-1.0	1.4
Water transport	H50	6.2	18.0	18.8	26.1	8.9	6.1
Air transport	H51	17.0	16.3	26.5	0.3	31.0	15.2
Warehousing and support activities for transportation	H52	0.9	0.7	0.0	-3.4	-4.9	0.7
Postal and courier activities	H53	-15.0	-1.3	-6.1	-10.7	-9.1	-6.4
<b>Accommodation and food service activities</b>	<b>I</b>	<b>-5.1</b>	<b>-4.4</b>	<b>-0.1</b>	<b>-0.6</b>	<b>0.9</b>	<b>-0.7</b>
Accommodation	I55	-4.1	-7.7	2.3	2.1	1.6	3.9
Food and beverage service activities	I56	-5.8	-1.9	-2.6	-3.9	-0.4	-4.0
<b>Information and communication</b>	<b>J</b>	<b>3.5</b>	<b>0.0</b>	<b>9.6</b>	<b>2.4</b>	<b>7.7</b>	<b>1.6</b>
Publishing activities	J58	4.7	5.3	2.6	-22.7	-46.8	4.8
Motion picture, video, television programme production; programming and broadcasting activities	J59	-9.4	13.4	-44.1	-26.5	22.5	-36.1
Programming and broadcasting activities	J60	-10.6	-6.3	5.0	-9.4	0.4	11.6
Telecommunications	J61	-2.9	-8.5	-3.9	-7.6	-6.3	-12.6
Computer programming, consultancy and related activities	J62	6.9	2.3	19.3	10.7	20.4	10.8
Information service activities	J63	19.0	23.7	41.5	25.0	31.0	22.8
<b>Real estate activities</b>	<b>L</b>	<b>1.3</b>	<b>10.8</b>	<b>-4.2</b>	<b>6.9</b>	<b>-0.1</b>	<b>5.1</b>
<b>Professional, scientific and technical activities (specific grouping under Regulation (EU) 2019/2152)</b>	<b>M_STS</b>	<b>2.2</b>	<b>11.7</b>	<b>1.5</b>	<b>1.7</b>	<b>-14.5</b>	<b>0.9</b>
Legal and accounting activities	M69	6.6	4.0	13.4	-4.1	-3.4	5.7
Management consultancy activities	M702	-9.6	10.6	-40.4	-46.2	-53.5	-44.0
Architectural and engineering activities; technical testing and analysis	M71	0.7	18.4	40.0	52.6	-1.3	27.4
Advertising and market research	M73	-4.2	1.4	-2.9	11.3	2.0	13.9
Other professional, scientific and technical activities	M74	15.9	24.9	-4.7	7.3	5.1	27.3
<b>Administrative and support service activities</b>	<b>N</b>	<b>0.7</b>	<b>0.8</b>	<b>1.6</b>	<b>12.4</b>	<b>0.7</b>	<b>4.0</b>
Rental and leasing activities	N77	-24.9	-14.4	-16.6	-24.0	-11.1	3.2
Employment activities	N78	39.3	11.8	18.8	23.3	28.9	25.1
Travel agency, tour operator reservation service and related activities	N79	1.5	6.4	-9.4	-5.0	-16.7	-26.9
Security and investigation activities	N80	1.8	-0.7	5.1	52.5	3.2	4.6
Services to buildings and landscape activities	N81	-6.7	17.0	19.7	33.3	29.2	19.6
Office administrative, office support and other business support activities	N82	1.1	-0.9	3.6	-1.0	-2.2	13.7
* Preliminary data.							

Table 3

Production indices in services - seasonally adjusted (2021 = 100)													
NACE.BG - 2008	IX.2024	X.2024	XI.2024	XII.2024	I.2025	II.2025	III.2025	IV.2025	V.2025	VI.2025	VII.2025	VIII.2025	IX.2025*
<b>HTNXK</b>	<b>119.4</b>	<b>119.1</b>	<b>118.4</b>	<b>120.2</b>	<b>123.0</b>	<b>122.0</b>	<b>118.4</b>	<b>118.3</b>	<b>119.7</b>	<b>120.7</b>	<b>121.2</b>	<b>120.4</b>	<b>121.9</b>
<b>H</b>	<b>109.9</b>	<b>114.0</b>	<b>109.9</b>	<b>114.9</b>	<b>115.0</b>	<b>120.7</b>	<b>110.9</b>	<b>111.9</b>	<b>112.3</b>	<b>112.0</b>	<b>109.1</b>	<b>110.3</b>	<b>111.5</b>
H49	104.0	106.6	104.4	107.4	106.8	104.7	101.6	102.2	104.4	105.6	102.3	104.1	104.8
H50	125.0	125.1	127.9	137.1	142.5	129.7	133.6	140.6	142.8	155.1	159.7	147.6	133.6
H51	256.4	309.1	240.3	313.3	259.1	274.7	324.3	308.4	321.7	309.9	267.6	303.0	299.8
H52	103.1	104.7	102.1	107.1	113.6	137.0	107.0	110.6	105.1	102.7	103.5	100.9	104.0
H53	126.2	133.1	132.8	124.2	125.1	122.2	112.6	112.3	116.8	114.4	116.3	116.0	117.3
<b>I</b>	<b>144.0</b>	<b>143.7</b>	<b>144.4</b>	<b>144.0</b>	<b>145.4</b>	<b>144.7</b>	<b>142.2</b>	<b>141.0</b>	<b>141.5</b>	<b>144.5</b>	<b>144.1</b>	<b>144.6</b>	<b>143.7</b>
I55	187.2	179.9	178.6	179.4	182.0	183.2	176.9	176.7	179.0	189.4	190.3	190.6	192.2
I56	118.8	122.3	124.2	123.2	120.9	121.8	120.1	117.8	118.4	115.5	117.5	113.4	111.7
<b>J</b>	<b>122.0</b>	<b>120.4</b>	<b>116.6</b>	<b>121.1</b>	<b>126.3</b>	<b>119.6</b>	<b>117.3</b>	<b>119.9</b>	<b>118.9</b>	<b>125.6</b>	<b>123.3</b>	<b>129.0</b>	<b>124.0</b>
J58	86.2	85.1	89.0	84.8	98.5	86.4	87.2	92.6	96.0	91.0	86.4	82.4	90.3
J59	109.5	106.7	107.0	82.2	111.5	87.3	90.0	84.4	93.5	70.6	81.3	104.3	71.1
J60	79.7	77.7	73.5	78.7	85.7	77.4	63.7	78.0	76.0	76.5	72.5	78.5	79.1
J61	125.6	125.7	123.4	122.4	115.5	120.7	118.0	115.1	112.6	116.4	113.5	113.3	110.7
J62	124.9	122.3	120.3	126.1	134.5	120.9	121.9	126.3	124.4	136.9	133.8	144.3	137.5
J63	123.3	120.6	92.7	130.9	157.1	149.6	129.6	143.8	149.5	152.4	153.5	152.1	152.3
<b>L</b>	<b>103.5</b>	<b>96.5</b>	<b>88.9</b>	<b>102.2</b>	<b>102.7</b>	<b>110.1</b>	<b>106.2</b>	<b>101.5</b>	<b>103.9</b>	<b>100.5</b>	<b>101.2</b>	<b>98.2</b>	<b>108.5</b>
<b>M_STS</b>	<b>124.4</b>	<b>124.0</b>	<b>128.8</b>	<b>122.6</b>	<b>125.6</b>	<b>118.3</b>	<b>117.0</b>	<b>120.2</b>	<b>127.4</b>	<b>121.5</b>	<b>126.9</b>	<b>119.9</b>	<b>128.3</b>
M69	129.3	128.9	119.0	114.4	137.3	127.4	130.4	125.1	134.4	132.5	120.7	132.0	136.6
M702	174.5	148.4	174.8	144.1	127.5	118.4	107.2	109.2	123.0	91.8	97.2	100.7	101.7
M71	109.4	116.0	126.4	120.3	135.4	121.3	115.0	120.7	131.0	144.1	155.9	117.6	137.5
M73	111.5	120.8	114.1	126.0	116.0	108.1	111.4	122.6	116.7	120.2	127.4	118.4	126.4
M74	104.4	109.6	114.3	113.6	106.3	112.0	117.4	121.6	127.0	108.1	123.4	126.7	132.1
<b>N</b>	<b>116.0</b>	<b>113.3</b>	<b>125.3</b>	<b>117.0</b>	<b>123.9</b>	<b>122.7</b>	<b>127.5</b>	<b>117.1</b>	<b>118.0</b>	<b>119.8</b>	<b>130.1</b>	<b>117.3</b>	<b>120.7</b>
N77	120.1	118.6	114.2	113.4	119.4	117.4	117.1	101.9	103.3	105.1	101.5	106.2	122.5
N78	116.3	115.9	119.1	134.9	136.8	138.6	134.9	141.9	141.5	143.0	137.0	144.8	144.9
N79	199.9	191.1	194.7	197.3	204.8	203.9	202.8	202.5	197.1	187.6	171.3	152.5	137.6
N80	101.9	96.3	100.4	99.9	117.5	113.0	103.3	103.2	102.5	103.7	148.6	106.3	106.5
N81	103.9	105.6	112.7	110.7	112.1	110.2	104.9	107.3	120.4	130.3	135.5	128.7	123.7
N82	109.3	108.4	153.4	107.4	105.6	107.8	147.3	106.9	108.4	111.9	106.2	107.0	116.6
* Preliminary data.													

Table 4

Production indices in services - calendar-adjusted (2021 = 100)													
NACE.BG - 2008	IX.2024	X.2024	XI.2024	XII.2024	I.2025	II.2025	III.2025	IV.2025	V.2025	VI.2025	VII.2025	VIII.2025	IX.2025*
<b>HTNXK</b>	<b>122.5</b>	<b>117.6</b>	<b>114.9</b>	<b>134.4</b>	<b>106.1</b>	<b>110.2</b>	<b>117.1</b>	<b>111.5</b>	<b>114.9</b>	<b>128.2</b>	<b>131.6</b>	<b>126.7</b>	<b>124.6</b>
<b>H</b>	<b>111.4</b>	<b>118.7</b>	<b>110.2</b>	<b>110.4</b>	<b>97.6</b>	<b>109.9</b>	<b>111.4</b>	<b>110.0</b>	<b>111.9</b>	<b>118.4</b>	<b>121.2</b>	<b>111.8</b>	<b>113.6</b>
H49	101.8	112.9	109.5	104.7	91.0	100.1	107.1	101.7	104.2	110.0	109.7	97.5	103.3
H50	129.5	134.9	116.6	133.2	108.8	105.4	130.9	143.7	153.6	161.3	193.3	164.5	137.3
H51	350.6	301.8	131.9	212.9	142.0	146.8	223.9	244.8	327.7	413.5	425.5	489.5	403.7
H52	104.3	108.0	100.9	104.9	100.9	124.5	107.7	112.1	104.2	105.0	112.7	101.5	105.0
H53	118.7	134.4	146.7	136.3	121.2	117.6	114.2	109.8	112.1	113.5	113.8	108.3	111.0
<b>I</b>	<b>158.1</b>	<b>121.4</b>	<b>109.5</b>	<b>124.9</b>	<b>117.6</b>	<b>121.4</b>	<b>123.7</b>	<b>120.2</b>	<b>130.3</b>	<b>161.1</b>	<b>201.2</b>	<b>224.1</b>	<b>157.0</b>
I55	219.5	132.0	114.2	136.3	132.0	154.8	139.2	142.0	147.2	225.5	308.5	346.9	228.1
I56	122.3	115.1	106.7	118.2	109.2	102.5	114.6	107.4	120.4	123.6	138.6	152.0	117.4
<b>J</b>	<b>121.3</b>	<b>122.0</b>	<b>119.7</b>	<b>150.8</b>	<b>114.5</b>	<b>108.3</b>	<b>119.8</b>	<b>113.8</b>	<b>112.9</b>	<b>131.6</b>	<b>120.2</b>	<b>122.2</b>	<b>123.3</b>
J58	105.7	89.0	91.0	96.4	85.8	68.9	73.2	80.9	86.7	96.2	104.4	79.7	110.7
J59	93.1	123.4	122.8	153.7	83.0	69.6	88.3	73.0	81.3	68.8	72.6	85.9	59.5
J60	75.0	95.8	100.5	82.5	60.1	70.6	58.0	89.1	81.9	83.0	58.5	60.3	83.7
J61	130.2	126.3	123.8	134.4	108.6	111.2	114.6	109.1	110.6	119.9	114.7	115.7	113.8
J62	121.2	123.6	120.2	168.8	121.2	108.2	130.2	119.1	115.8	146.1	127.9	133.8	134.3
J63	116.4	115.1	115.6	158.7	144.1	143.7	133.4	141.7	141.6	151.8	145.5	133.7	142.9
<b>L</b>	<b>111.2</b>	<b>91.4</b>	<b>85.5</b>	<b>123.4</b>	<b>95.8</b>	<b>108.4</b>	<b>105.7</b>	<b>96.1</b>	<b>97.1</b>	<b>104.7</b>	<b>103.5</b>	<b>97.6</b>	<b>116.9</b>
<b>M_STS</b>	<b>122.3</b>	<b>122.8</b>	<b>129.4</b>	<b>168.8</b>	<b>103.8</b>	<b>106.0</b>	<b>121.1</b>	<b>113.1</b>	<b>121.4</b>	<b>127.3</b>	<b>128.7</b>	<b>107.7</b>	<b>123.4</b>
M69	122.6	123.9	114.3	142.7	120.7	116.8	138.7	126.3	134.2	142.7	122.4	118.4	129.6
M702	195.9	145.4	167.4	187.1	106.1	104.4	104.5	98.2	112.5	92.4	96.3	92.0	109.6
M71	97.5	109.6	127.5	199.2	103.5	104.6	121.0	103.7	118.8	150.7	165.8	108.4	124.2
M73	105.0	134.8	134.7	168.4	83.5	91.4	109.6	123.9	116.8	125.1	123.9	100.8	119.6
M74	102.3	109.0	111.9	145.1	98.7	107.9	124.8	114.5	121.6	113.0	121.4	113.8	130.2
<b>N</b>	<b>126.1</b>	<b>111.7</b>	<b>121.1</b>	<b>118.4</b>	<b>106.3</b>	<b>112.8</b>	<b>120.9</b>	<b>110.4</b>	<b>115.4</b>	<b>130.1</b>	<b>142.3</b>	<b>127.9</b>	<b>131.1</b>
N77	121.6	113.1	115.3	123.3	97.6	103.5	109.4	98.3	106.3	108.5	107.3	108.1	125.5
N78	114.4	117.6	119.1	155.4	121.0	136.0	137.6	141.8	137.7	143.2	136.1	143.2	143.1
N79	323.1	167.3	95.8	123.0	120.1	125.8	139.8	141.5	172.4	273.3	309.8	308.7	236.2
N80	103.9	98.9	99.6	107.6	106.9	111.8	100.2	101.5	101.0	103.9	150.8	108.9	108.7
N81	102.9	106.0	112.7	116.3	95.9	100.4	101.7	105.2	124.8	139.4	146.5	133.6	123.1
N82	111.7	108.3	167.5	104.8	101.7	106.2	147.5	102.8	105.5	123.4	104.8	98.0	126.9
* Preliminary data.													