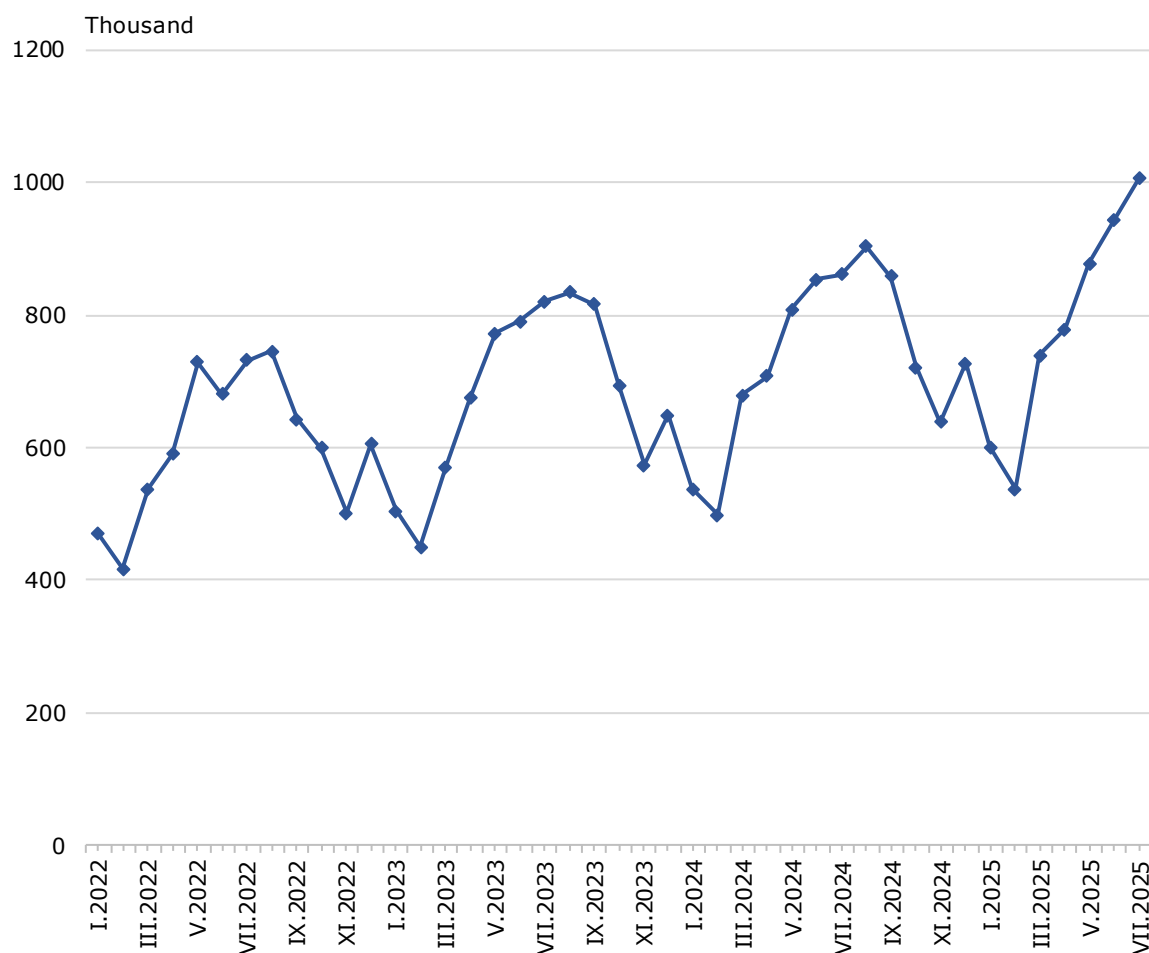




TRIPS OF BULGARIAN RESIDENTS ABROAD AND ARRIVALS OF VISITORS FROM ABROAD TO BULGARIA IN JULY 2025

In July 2025, **the number of trips of Bulgarian residents abroad** was 1 006.3 thousand (Annex, Table 1), or 16.8% above the registered in July 2024 (Figure 1). An increase in the trips with all observed purposes was registered.

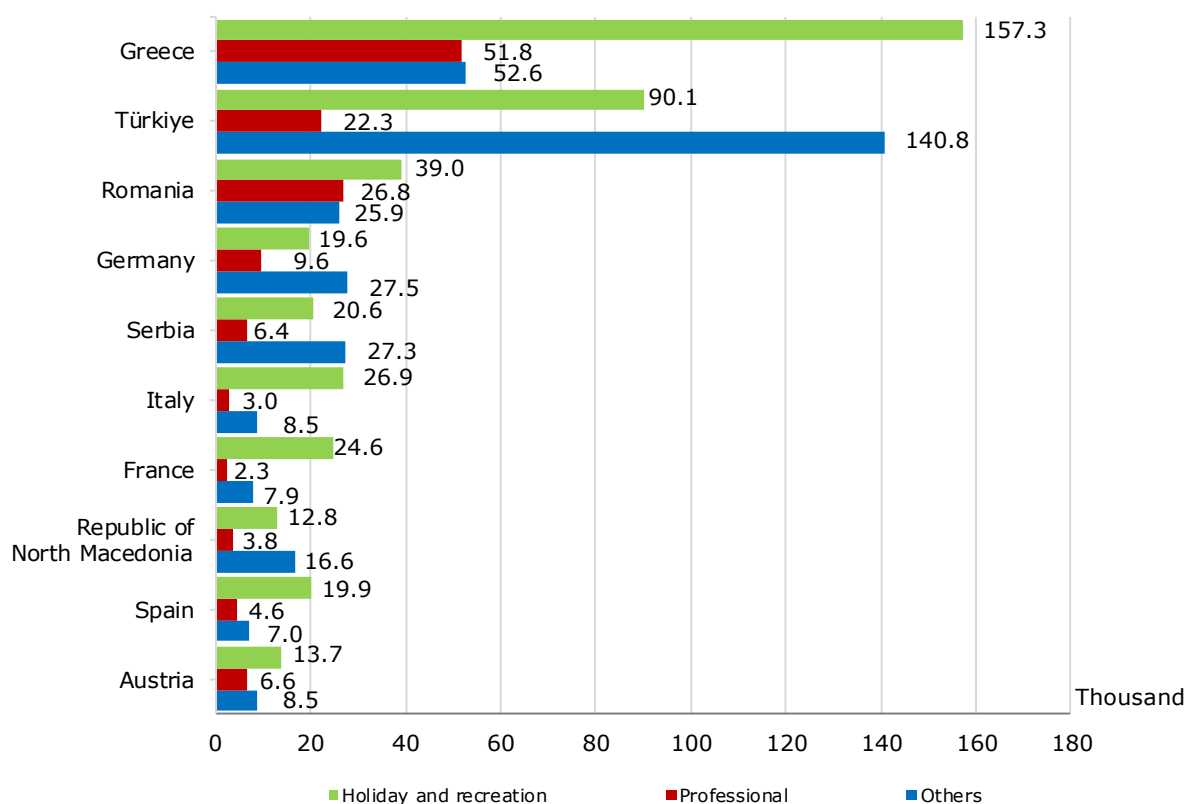
Figure 1. Trips of Bulgarian residents abroad by months



Most trips of Bulgarian residents were made to: Greece - 261.7 thousand, Türkiye - 253.2 thousand, Romania - 91.7 thousand, Germany - 56.7 thousand, Serbia - 54.3 thousand, Italy - 38.4 thousand, France - 34.8 thousand, Republic of North Macedonia - 33.2 thousand, Spain - 31.5 thousand, Austria - 28.8 thousand (Figure 2).

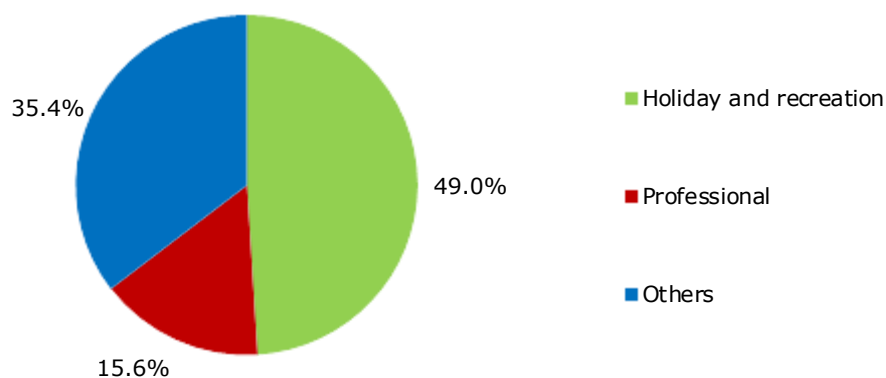
TRIPS OF BULGARIAN RESIDENTS ABROAD AND ARRIVALS OF VISITORS FROM ABROAD TO BULGARIA IN JULY 2025

**Figure 2. Most visited countries by Bulgarian citizens, by purpose of travel,
in July 2025**



The trips with holiday and recreation purposes formed the greatest share of the total number of trips of Bulgarian residents abroad - 49.0%, followed by those with other purposes - 35.4%, and with professional purposes - 15.6% (Figure 3).

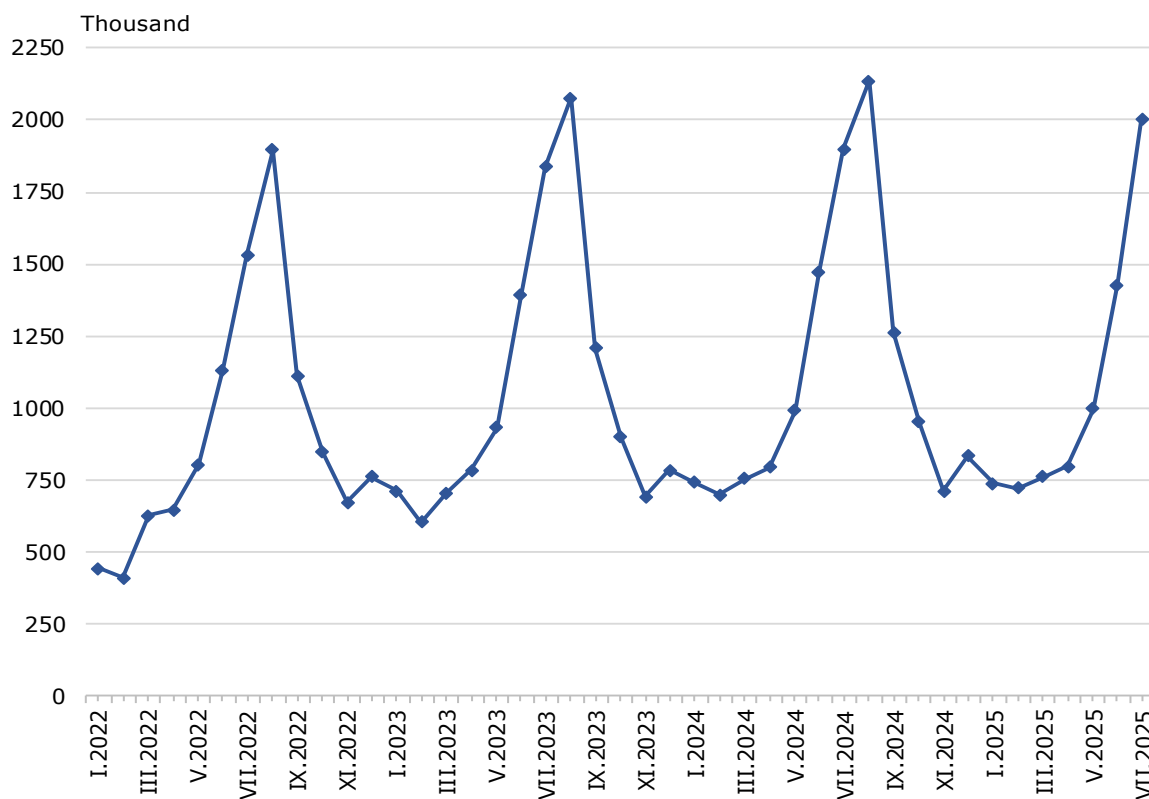
**Figure 3. Structure of the trips of Bulgarian residents abroad by purpose of visit
in July 2025**



TRIPS OF BULGARIAN RESIDENTS ABROAD AND ARRIVALS OF VISITORS FROM ABROAD TO BULGARIA IN JULY 2025

In July 2025, **the number of visits of non-residents to Bulgaria** was 2 004.7 thousand (Annex, Table 2), or 5.6% more in comparison with the same month of the previous year (Figure 4). An increase in the trips with all observed purposes was registered. Transit passes through the country were 36.5% (730.8 thousand) of all visits of non-residents to Bulgaria.

Figure 4. Arrivals of visitors from abroad to Bulgaria by months



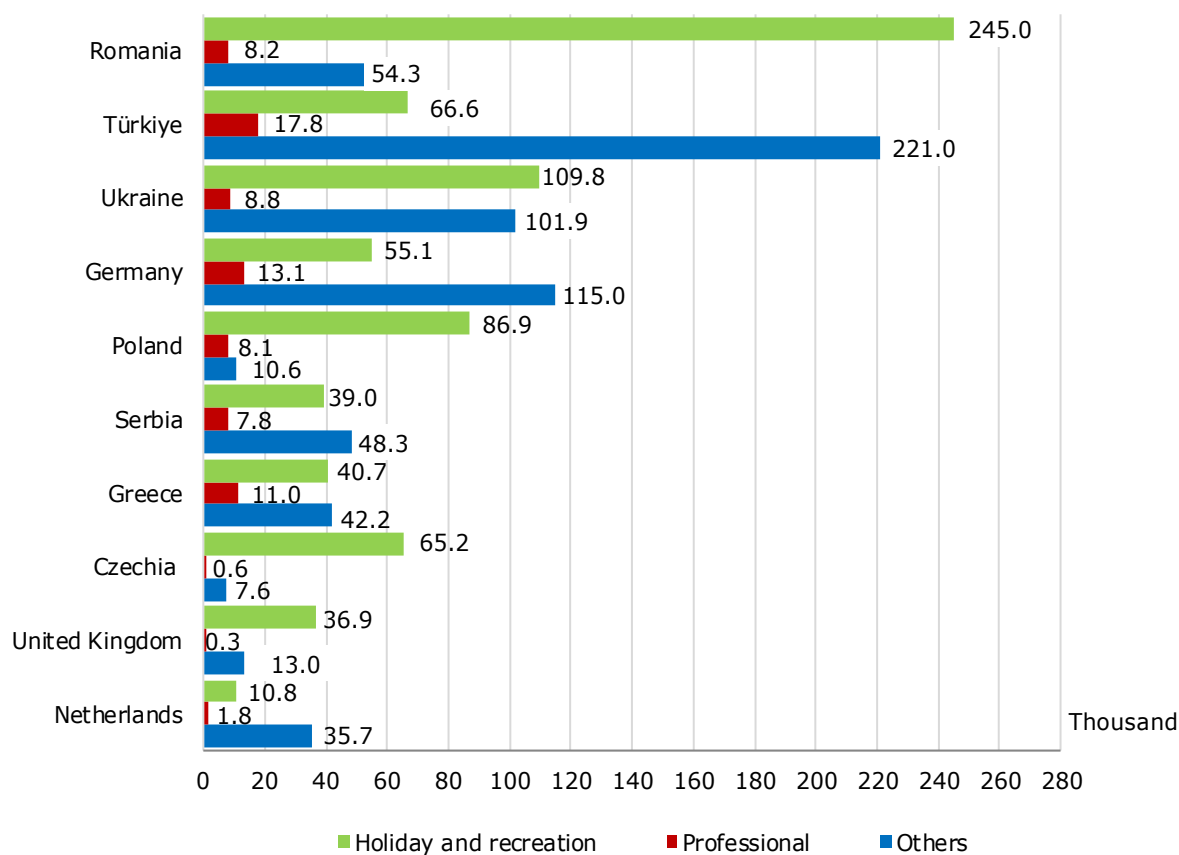
The share of visits of EU citizens was 54.6% of the total number of non-residents' visits to Bulgaria and reached 1 095.0 thousand, the largest being by visitors from Romania - 28.1%, Germany - 16.7%, Poland - 9.6%, and Greece - 8.6%.

The visits of non-residents in the group 'Other European countries'¹ were 745.5 thousand, or 37.2% of all visits to Bulgaria. The highest registered number of visits was from Türkiye - 305.4 thousand, or 41.0% in this group.

Most visits to Bulgaria were from: Romania - 307.5 thousand, Türkiye - 305.4 thousand, Ukraine - 220.5 thousand, Germany - 183.2 thousand, Poland - 105.6 thousand, Serbia - 95.1 thousand, Greece - 93.9 thousand, Czechia - 73.4 thousand, the United Kingdom - 50.2 thousand, the Netherlands - 48.3 thousand (Figure 5).

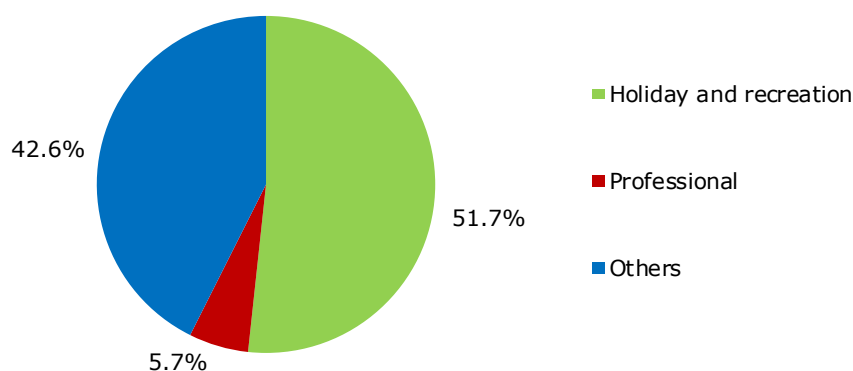
¹ Group 'Other European countries' includes countries in Europe outside the EU.

**Figure 5. Countries with the highest total number of visits to Bulgaria,
by purpose of travel, in July 2025**



The predominant share of the visits was with holiday and recreation purposes - 51.7%, followed by trips with other purposes - 42.6%, and with professional purposes - 5.7% (Figure 6).

Figure 6. Structure of visits of non-residents to Bulgaria by purpose in July 2025



Methodological notes

The definitions recommended by the World Tourist Organization and the Methodological manual for tourism by Eurostat are applied by the National Statistical Institute.

In accordance with these definitions, **an international tourist** is any person who travels to a country other than his/her permanent residence for less than a year and whose main purpose is not doing any activity for payment in the place visited.

The purposes of visiting a country are the following:

- Excursion and holiday;
- Professional purposes (business trips, participation in conferences, congresses, concluding deals, etc.);
- Other (as a guest, education and visiting cultural and sports events, etc.) purposes.

Statistical data on the trips of Bulgarian residents travelling abroad and visits by non-residents to Bulgaria are obtained on the basis of monthly information received from the Ministry of Interior and a sample survey of the National Statistical Institute among residents and non-residents passing through border checkpoints.

Data on the number of trips of the citizens of the European Union are estimated on the basis of the information obtained from the Ministry of Interior and the airport authorities. Data on the number of citizens from 'third countries' are obtained directly from the Ministry of Interior.

Data on the purposes of the trips are obtained on the basis of the NSI's regular monthly sample survey of passing residents and non-residents through the border checkpoints.

**TRIPS OF BULGARIAN RESIDENTS ABROAD AND ARRIVALS OF VISITORS FROM
ABROAD TO BULGARIA IN JULY 2025**

Annex

Table 1

**Trips of Bulgarian residents abroad by purpose of visit and
by country of destination in July 2025**

(Number)

Country of destination	Total	Purpose of visit		
		Holiday and recreation	Professional	Others
Total	1006345	492688	156765	356892
EU	616330	345088	114431	156811
Austria	28810	13744	6608	8458
Belgium	9744	3852	1099	4793
Croatia	4577	3439	394	744
Cyprus	1724	1412	139	173
Czechia	11908	8017	1164	2727
Denmark	3857	1052	1251	1554
Finland	668	429	115	124
France	34773	24639	2278	7856
Germany	56729	19576	9588	27565
Greece	261661	157308	51770	52583
Hungary	7577	4937	819	1821
Ireland	758	253	505	-
Italy	38438	26948	3016	8474
Malta	1869	1574	104	191
Netherlands	7545	4315	963	2267
Poland	8572	4929	1621	2022
Portugal	2315	1544	-	771
Romania	91696	39002	26752	25942
Slovakia	3879	2958	393	528
Slovenia	4233	2911	558	764
Spain	31527	19935	4602	6990
Sweden	1876	1411	268	197
Other EU countries	1594	903	424	267
Other European countries	363070	131088	37343	194639
Norway	1023	805	116	102
Republic of North Macedonia	33239	12755	3839	16645
Russian Federation	802	305	-	497
Serbia	54325	20626	6358	27341
Switzerland	3068	1706	620	742
Türkiye	253202	90123	22252	140827
Ukraine	331	-	110	221
United Kingdom	17080	4768	4048	8264
Other countries	2662	1530	401	731
Canada	840	631	106	103
Israel	52	-	-	52
USA	1770	899	295	576
Rest of the world	24283	14982	4590	4711

\" - no case registered.

**TRIPS OF BULGARIAN RESIDENTS ABROAD AND ARRIVALS OF VISITORS FROM
ABROAD TO BULGARIA IN JULY 2025**

Table 2

**Arrivals of visitors from abroad to Bulgaria by purpose of visit and
by country of origin in July 2025**

(Number)

Country of origin	Total	Purpose of visit		
		Holiday and recreation	Professional	Others
Total	2004682	1036687	113856	854139
EU	1095043	661578	64657	368808
Austria	42285	13926	4090	24269
Belgium	28086	10280	2229	15577
Croatia	3580	2090	483	1007
Cyprus	2167	1050	572	545
Czechia	73440	65246	630	7564
Denmark	18907	14647	610	3650
Finland	7125	5049	978	1098
France	39533	14002	3559	21972
Germany	183162	55078	13090	114994
Greece	93875	40690	10956	42229
Hungary	26166	16906	1139	8121
Ireland	9172	5096	213	3863
Italy	16676	10303	2548	3825
Malta	870	469	296	105
Netherlands	48293	10829	1789	35675
Poland	105591	86854	8122	10615
Portugal	1895	1344	379	172
Romania	307547	245027	8163	54357
Slovakia	27799	23281	1030	3488
Slovenia	4233	3175	536	522
Spain	20528	13838	2566	4124
Sweden	16964	8328	561	8075
Other EU countries	17149	14070	118	2961
Other European countries	745495	302456	41462	401577
Norway	18927	15125	894	2908
Republic of North Macedonia	34017	23938	4471	5608
Russian Federation	15069	8925	419	5725
Serbia	95081	39027	7738	48316
Switzerland	6415	2223	1079	3113
Türkiye	305370	66540	17836	220994
Ukraine	220465	109810	8737	101918
United Kingdom	50151	36868	288	12995
Other countries	36399	33608	362	2429
Canada	946	654	11	281
Israel	29062	28712	126	224
Japan	399	300	60	39
USA	5992	3942	165	1885
Rest of the world	127745	39045	7375	81325