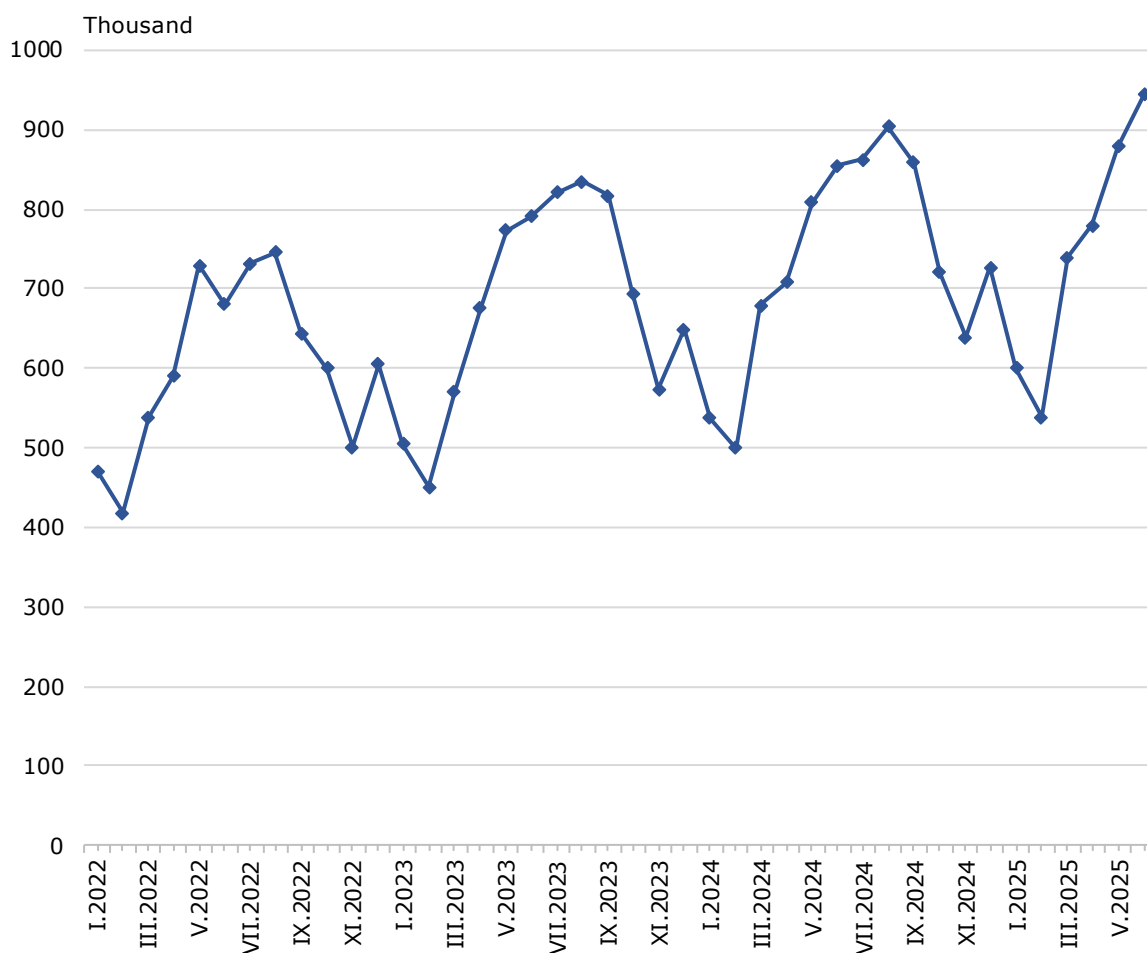




TRIPS OF BULGARIAN RESIDENTS ABROAD AND ARRIVALS OF VISITORS FROM ABROAD TO BULGARIA IN JUNE 2025

In June 2025, **the number of trips of Bulgarian residents abroad** was 943.6 thousand (Annex, Table 1), or 10.4% above the registered in June 2024 (Figure 1). An increase in the trips with all observed purposes was registered.

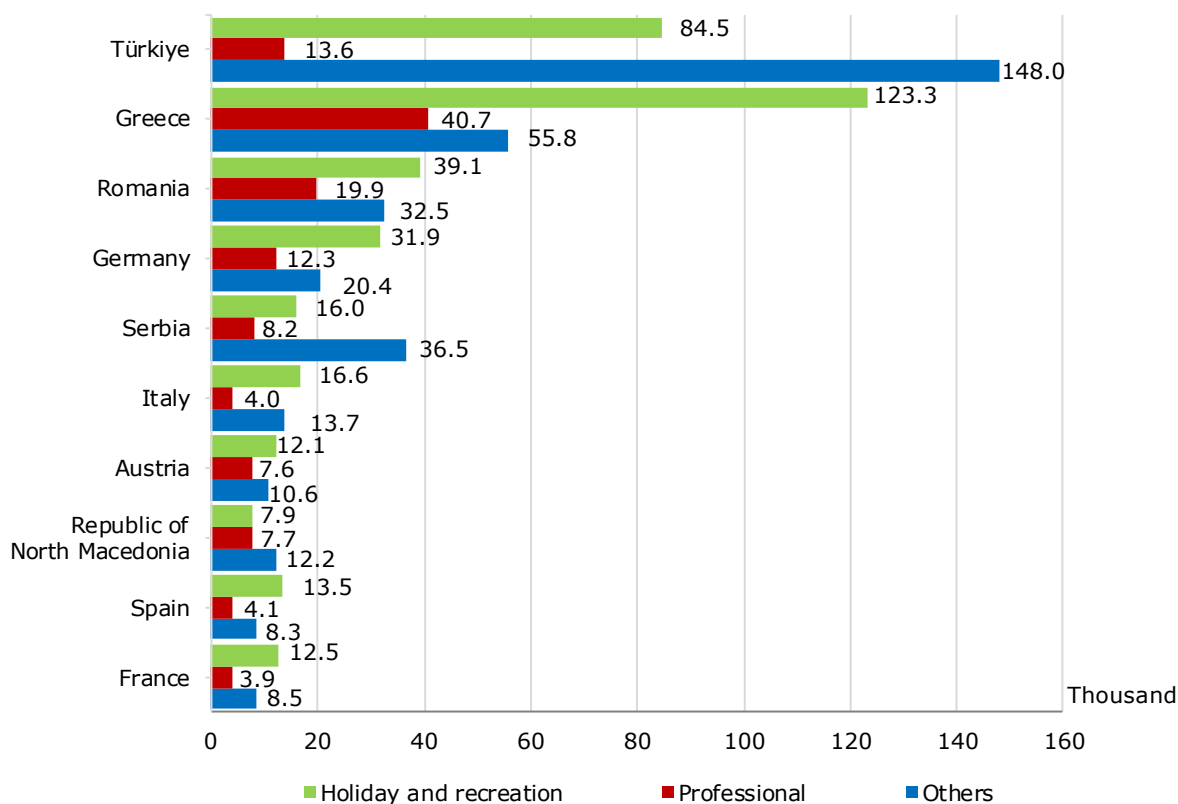
Figure 1. Trips of Bulgarian residents abroad by months



Most trips of Bulgarian residents were made to: Türkiye - 246.1 thousand, Greece - 219.8 thousand, Romania - 91.5 thousand, Germany - 64.6 thousand, Serbia - 60.7 thousand, Italy - 34.3 thousand, Austria - 30.3 thousand, Republic of North Macedonia - 27.8 thousand, Spain - 25.9 thousand, France - 24.9 thousand (Figure 2).

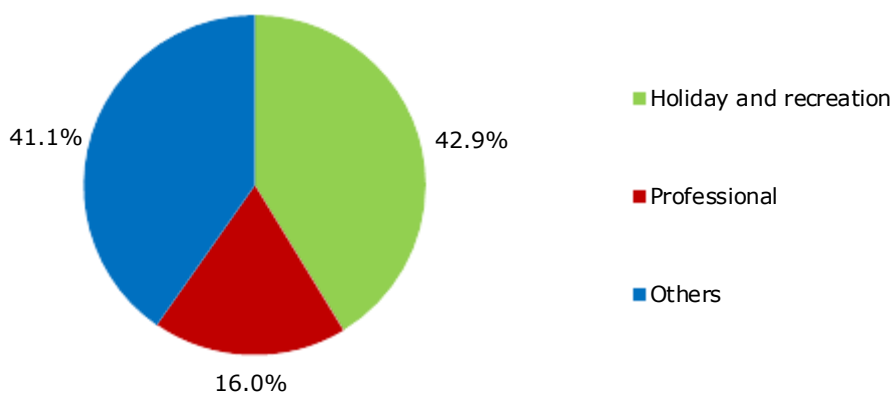
TRIPS OF BULGARIAN RESIDENTS ABROAD AND ARRIVALS OF VISITORS FROM ABROAD TO BULGARIA IN JUNE 2025

**Figure 2. Most visited countries by Bulgarian citizens, by purpose of travel,
in June 2025**



The trips with holiday and recreation purposes formed the greatest share of the total number of trips of Bulgarian residents abroad - 42.9%, followed by those with other purposes - 41.1%, and with professional purposes - 16.0% (Figure 3).

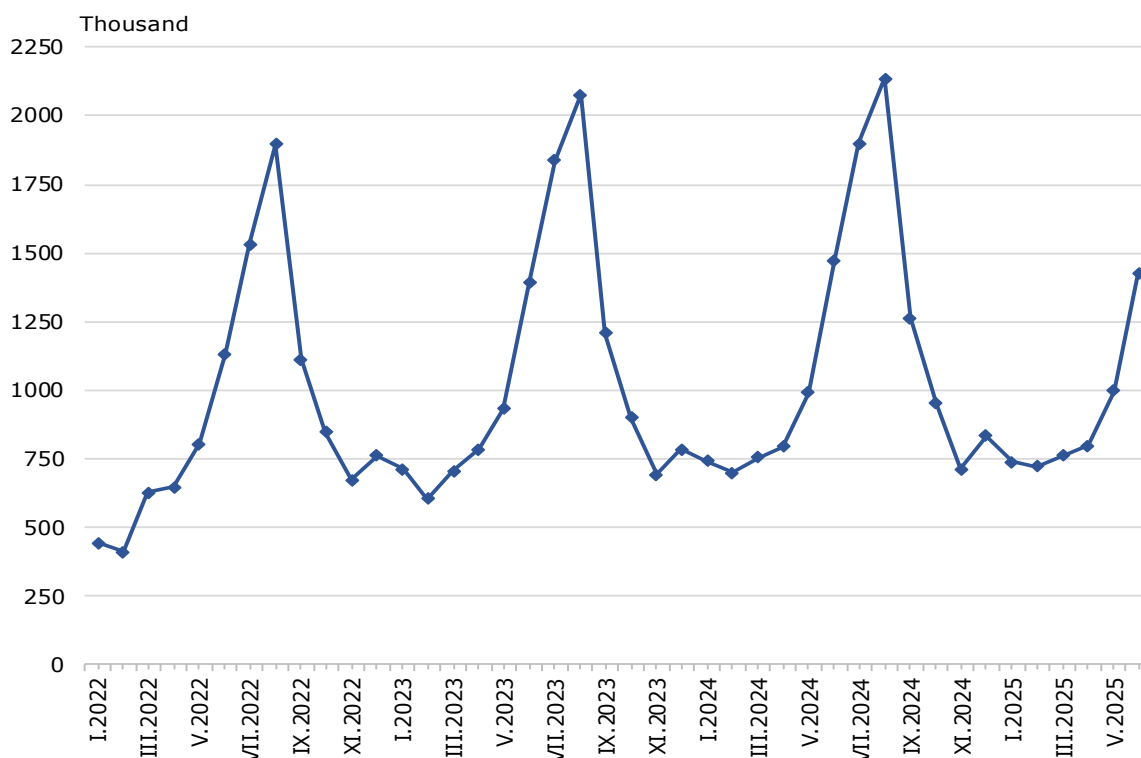
**Figure 3. Structure of the trips of Bulgarian residents abroad by purpose of visit
in June 2025**



TRIPS OF BULGARIAN RESIDENTS ABROAD AND ARRIVALS OF VISITORS FROM ABROAD TO BULGARIA IN JUNE 2025

In June 2025, **the number of visits of non-residents to Bulgaria** was 1 426.8 thousand (Annex, Table 2), or 3.1% less in comparison with the same month of the previous year (Figure 4). A decrease by 9.3% was registered in the trips with professional purposes and by 4.8% with holiday and recreation purposes, while those with other purposes increased by 0.5%. Transit passes through the country were 31.4% (448.2 thousand) of all visits of non-residents to Bulgaria.

Figure 4. Arrivals of visitors from abroad to Bulgaria by months



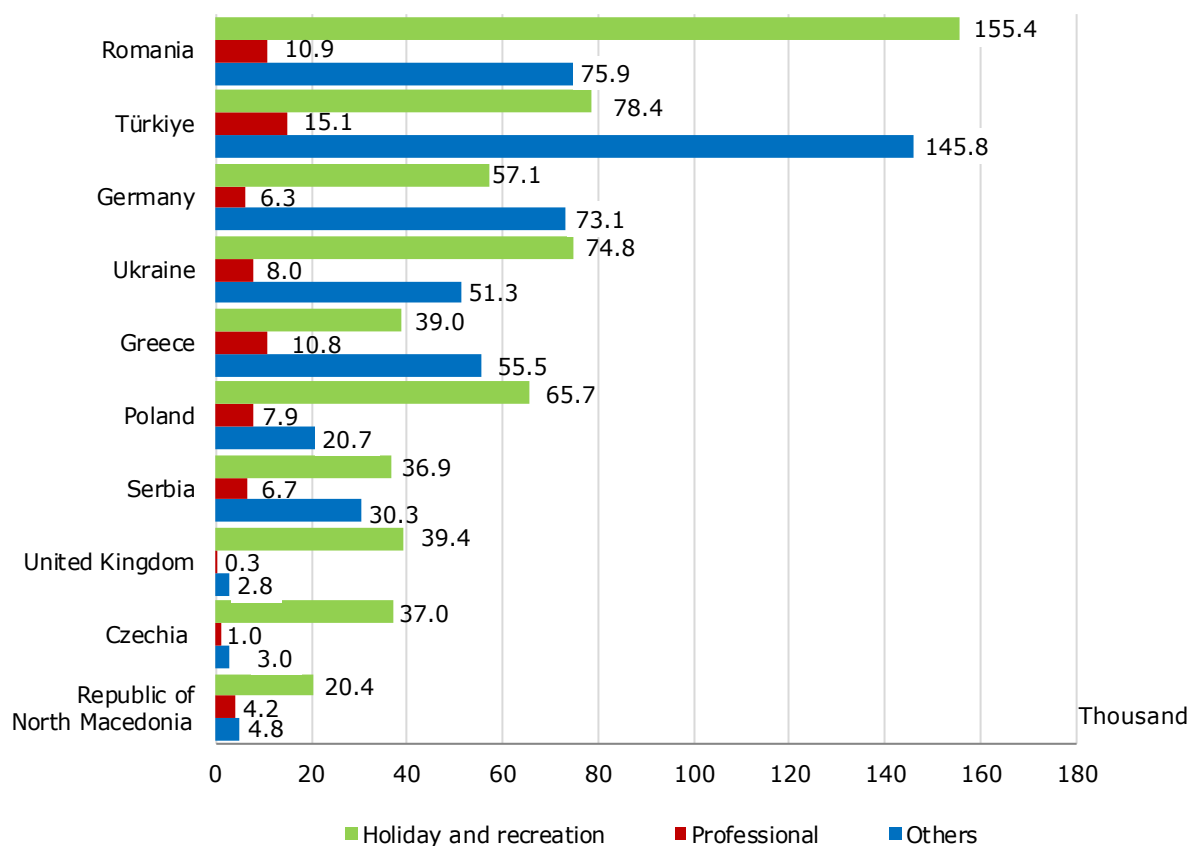
The share of visits of EU citizens was 56.6% of the total number of non-residents' visits to Bulgaria and reached 808.3 thousand, the largest being by visitors from Romania - 30.0%, Germany - 16.9%, Greece - 13.0%, and Poland - 11.7%.

The visits of non-residents in the group 'Other European countries'¹ were 544.3 thousand, or 38.1% of all visits to Bulgaria. The highest registered number of visits was from Türkiye - 239.3 thousand, or 44.0% in this group.

Most visits to Bulgaria were from: Romania - 242.2 thousand, Türkiye - 239.3 thousand, Germany - 136.5 thousand, Ukraine - 134.1 thousand, Greece - 105.3 thousand, Poland - 94.3 thousand, Serbia - 73.9 thousand, the United Kingdom - 42.5 thousand, Czechia - 41.0 thousand, Republic of North Macedonia - 29.4 thousand (Figure 5).

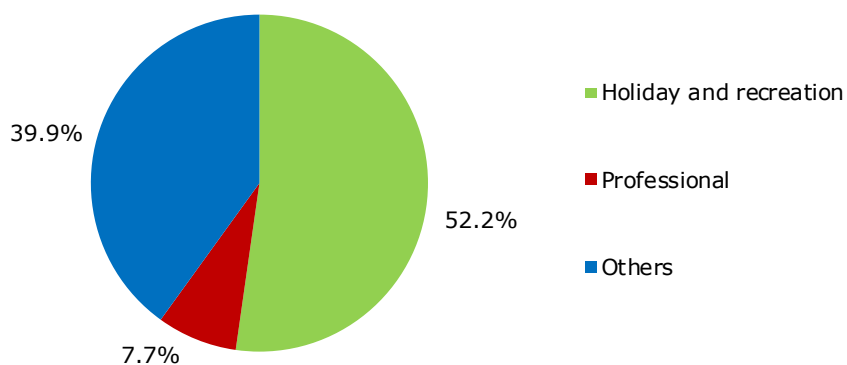
¹ Group 'Other European countries' includes countries in Europe outside the EU.

**Figure 5. Countries with the highest total number of visits to Bulgaria,
by purpose of travel, in June 2025**



The predominant share of the visits was with holiday and recreation purposes - 52.4%, followed by trips with other purposes - 39.9%, and with professional purposes - 7.7% (Figure 6).

**Figure 6. Structure of visits of non-residents to Bulgaria by purpose
in June 2025**



Methodological notes

The definitions recommended by the World Tourist Organization and the Methodological manual for tourism by Eurostat are applied by the National Statistical Institute.

In accordance with these definitions, **an international tourist** is any person who travels to a country other than his/her permanent residence for less than a year and whose main purpose is not doing any activity for payment in the place visited.

The purposes of visiting a country are the following:

- Excursion and holiday;
- Professional purposes (business trips, participation in conferences, congresses, concluding deals, etc.);
- Other (as a guest, education and visiting cultural and sports events, etc.) purposes.

Statistical data on the trips of Bulgarian residents travelling abroad and visits by non-residents to Bulgaria are obtained on the basis of monthly information received from the Ministry of Interior and a sample survey of the National Statistical Institute among residents and non-residents passing through border checkpoints.

Data on the number of trips of the citizens of the European Union are estimated on the basis of the information obtained from the Ministry of Interior and the airport authorities. Data on the number of citizens from 'third countries' are obtained directly from the Ministry of Interior.

Data on the purposes of the trips are obtained on the basis of the NSI's regular monthly sample survey of passing residents and non-residents through the border checkpoints.

**TRIPS OF BULGARIAN RESIDENTS ABROAD AND ARRIVALS OF VISITORS FROM
ABROAD TO BULGARIA IN JUNE 2025**

Annex

Table 1

**Trips of Bulgarian residents abroad by purpose of visit and
by country of destination in June 2025**

(Number)

Country of destination	Total	Purpose of visit		
		Holiday and recreation	Professional	Others
Total	943561	404923	150581	388057
EU	564284	275788	110292	178204
Austria	30304	12122	7576	10606
Belgium	13406	3830	5267	4309
Croatia	4202	2468	600	1134
Cyprus	1100	620	-	480
Czechia	10071	4231	1007	4833
Denmark	4139	1552	478	2109
Finland	204	103	-	101
France	24884	12507	3890	8487
Germany	64566	31932	12282	20352
Greece	219770	123257	40698	55815
Hungary	6196	2383	1906	1907
Ireland	776	613	163	-
Italy	34309	16582	4003	13724
Malta	1376	1001	126	249
Netherlands	9676	2108	1877	5691
Poland	7536	1696	3391	2449
Portugal	1885	1009	419	457
Romania	91527	39150	19858	32519
Slovakia	4899	2538	728	1633
Slovenia	3997	1658	636	1703
Spain	25906	13471	4145	8290
Sweden	1735	523	867	345
Other EU countries	1820	434	375	1011
Other European countries	357416	118400	33707	205309
Norway	826	416	226	184
Republic of North Macedonia	27753	7930	7646	12177
Russian Federation	430	238	-	192
Serbia	60684	16006	8169	36509
Switzerland	3384	1164	805	1415
Türkiye	246059	84473	13573	148013
Ukraine	301	-	-	301
United Kingdom	17979	8173	3288	6518
Other countries	2448	714	749	985
Canada	753	212	239	302
Israel	189	-	104	85
USA	1506	502	406	598
Rest of the world	19413	10021	5833	3559

‘-’ - no case registered.

**TRIPS OF BULGARIAN RESIDENTS ABROAD AND ARRIVALS OF VISITORS FROM
ABROAD TO BULGARIA IN JUNE 2025**

Table 2

**Arrivals of visitors from abroad to Bulgaria by purpose of visit and
by country of origin in June 2025**

(Number)

Country of origin	Total	Purpose of visit		
		Holiday and recreation	Professional	Others
Total	1426822	748512	109498	568812
EU	808288	448319	62827	297142
Austria	18389	4477	3179	10733
Belgium	14495	2416	2397	9682
Croatia	3567	1923	1189	455
Cyprus	2009	1047	335	627
Czechia	41049	37017	1036	2996
Denmark	9593	6425	1069	2099
Finland	5418	4449	307	662
France	23003	7842	3137	12024
Germany	136456	57088	6320	73048
Greece	105332	39008	10803	55521
Hungary	15506	8787	2113	4606
Ireland	8573	5144	1108	2321
Italy	19191	7854	3427	7910
Malta	610	258	179	173
Netherlands	16323	6218	974	9131
Poland	94317	65667	7926	20724
Portugal	2986	1493	1174	319
Romania	242241	155392	10894	75955
Slovakia	10932	8502	514	1916
Slovenia	3403	2093	328	982
Spain	12488	7168	3568	1752
Sweden	11175	7875	559	2741
Other EU countries	11232	10176	291	765
Other European countries	544294	267185	35764	241345
Norway	9278	7639	847	792
Republic of North Macedonia	29381	20420	4210	4751
Russian Federation	12269	7329	371	4569
Serbia	73867	36883	6710	30274
Switzerland	3504	2203	252	1049
Türkiye	239349	78468	15082	145799
Ukraine	134102	74821	7982	51299
United Kingdom	42544	39422	310	2812
Other countries	17698	15652	282	1764
Canada	949	760	17	172
Israel	10006	9607	62	337
Japan	586	495	48	43
USA	6157	4790	155	1212
Rest of the world	56542	17356	10625	28561