



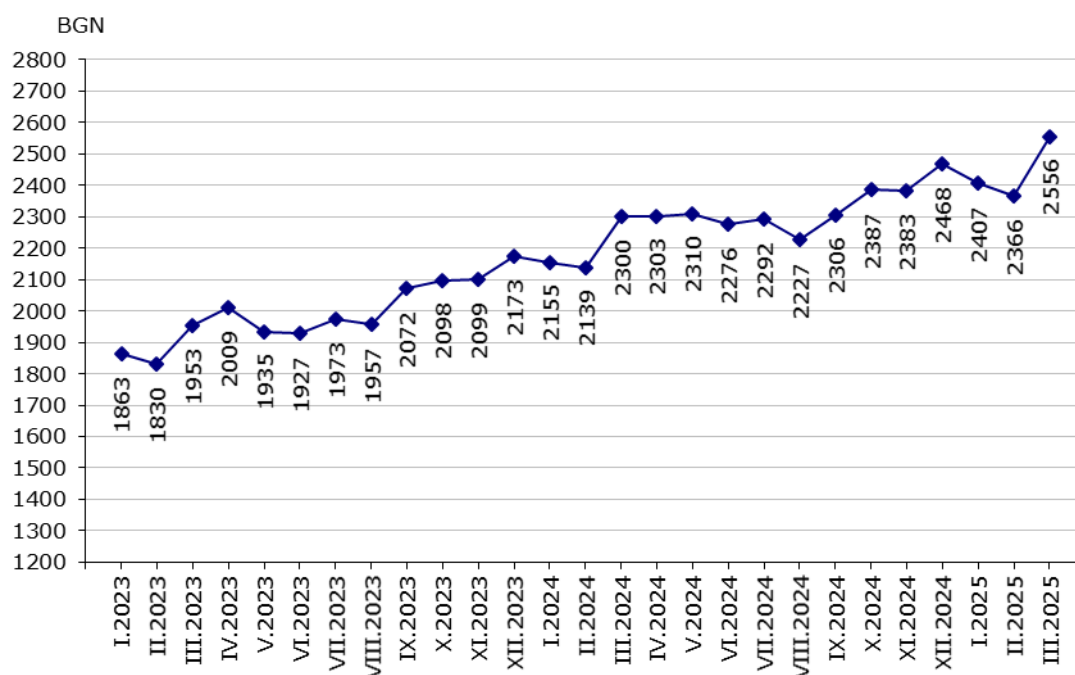
EMPLOYEES UNDER LABOUR CONTRACT AND GROSS AVERAGE WAGES AND SALARIES, FIRST QUARTER OF 2025

The **number of employees** under labour contract at the end of March 2025 increased by 39.5 thousand, or 1.7%, as compared to the end of December 2024, and reached 2.35 million according to the preliminary data of the National Statistical Institute (NSI). The highest increase was observed in the economic activities: 'Other service activities' - by 6.2%, 'Arts, entertainment and recreation' - by 5.7%, and 'Construction' - by 4.1%.

At the end of March 2025, as compared to March 2024, the number of employees under labour contract increased by 33.1 thousand, or 1.4%. The highest increase in absolute figures was observed in economic activities 'Human health and social work activities' - 11.2 thousand, 'Construction' - 7.9 thousand, and 'Wholesale and retail trade; repair of motor vehicles and motorcycles' - 6.1 thousand, and the highest decrease was in 'Manufacturing' - 13.9 thousand, and in 'Agriculture, forestry and fishing' - 1.5 thousand. In percentages, the highest increase at the end of March 2025 as compared to March 2024 was in economic activity 'Construction' - by 6.1%, 'Arts, entertainment and recreation' - by 6.0%, and in 'Human health and social work activities' - by 5.8%, as the highest decrease was reported in 'Mining and quarrying' - by 3.6%, and in 'Manufacturing' - by 3.0%.

The **average monthly wages and salaries** of the employees under labour contract in January was 2 407 BGN, in February - 2 366 BGN, and in March 2025 - 2 556 BGN.

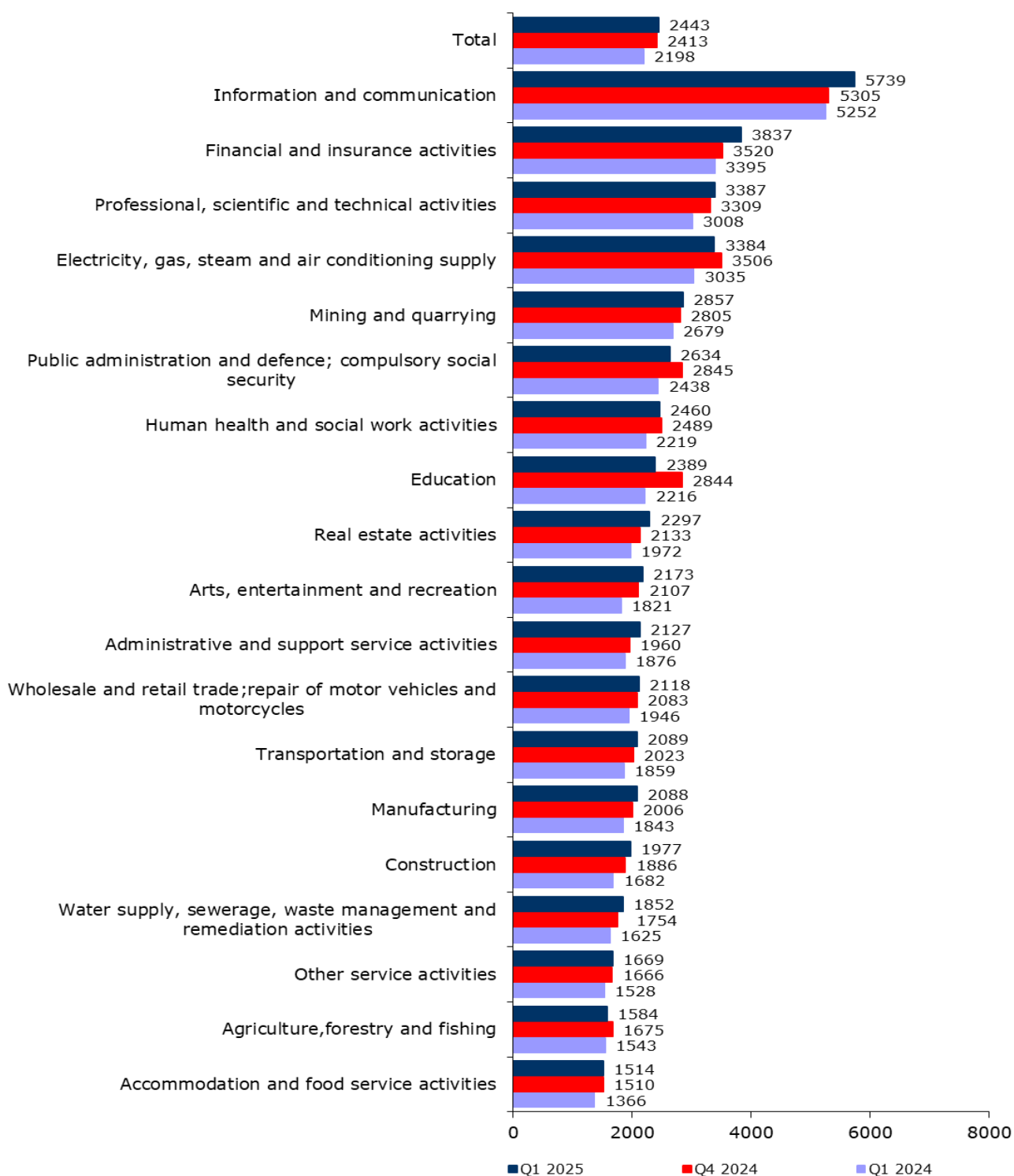
Figure 1. Gross average wages and salaries by months



EMPLOYEES UNDER LABOUR CONTRACT AND GROSS AVERAGE WAGES AND SALARIES, FIRST QUARTER OF 2025

In the first quarter of 2025, in comparison with the fourth quarter of 2024, the average monthly wages and salaries increased by 1.2% and reached 2 443 BGN. The highest increase in wages and salaries was reported in: 'Financial and insurance activities' - by 9.0%, 'Administrative and support service activities' - by 8.5%, and in 'Information and communication' - by 8.2%.

Figure 2. Gross average monthly wages and salaries of the employees under labour contract by economic activities (BGN)



EMPLOYEES UNDER LABOUR CONTRACT AND GROSS AVERAGE WAGES AND SALARIES, FIRST QUARTER OF 2025

Compared to the first quarter of 2024, the average monthly wages and salaries in the first quarter of 2025 rose by 11.1%. The highest growth rates were recorded in the economic activities: 'Arts, entertainment and recreation' - by 19.3%, 'Construction' - by 17.5%, and 'Real estate activities' - by 16.5%.

The economic activities with the highest wages and salaries in the first quarter of 2025 were:

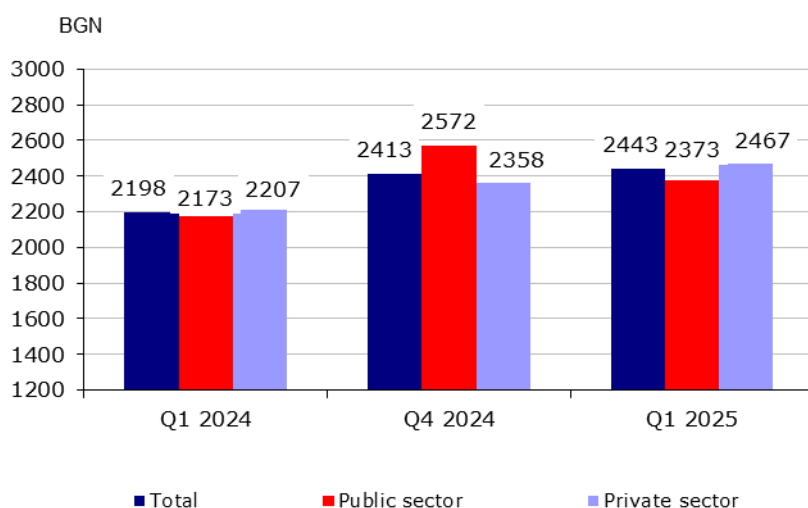
- 'Information and communication' - 5 739 BGN;
- 'Financial and insurance activities' - 3 837 BGN;
- 'Professional, scientific and technical activities' - 3 387 BGN.

The lowest wages and salaries were recorded in:

- 'Accommodation and food service activities' - 1 514 BGN;
- 'Agriculture, forestry and fishing' - 1 584 BGN;
- 'Other service activities' - 1 669 BGN.

In comparison with a year earlier, the average monthly wages and salaries in the public sector grew by 9.2% and in the private sector - by 11.8%.

Figure 3. Gross average monthly wages and salaries by kind of ownership



EMPLOYEES UNDER LABOUR CONTRACT AND GROSS AVERAGE WAGES AND SALARIES, FIRST QUARTER OF 2025

Methodological notes

The source of information is the 'Quarterly Survey on employees, hours worked, wages and salaries, and other expenditures paid by the employer'. The main purpose of this sample survey is to make a study of the current state and dynamics of some main aspects of the labour market. The sample used for the survey is a stratified random sample without replacement. Stratification criteria used include: economic activity (NACE, Rev. 2), size of the enterprise (according to the number of employees) and regional breakdown (28 districts, NUTS3).

More methodological information on the quarterly survey and data can be found on the official website of NSI:

[http://www.nsi.bg/sites/default/files/files/metadata/Labour Method 1.1 EN.pdf](http://www.nsi.bg/sites/default/files/files/metadata/Labour%20Method%201.1%20EN.pdf);

<http://www.nsi.bg/en/content/6398/short-term-statistics>.

**EMPLOYEES UNDER LABOUR CONTRACT AND GROSS AVERAGE WAGES AND
SALARIES, FIRST QUARTER OF 2025**

Annex

Table 1

**Employees under labour contract at the end of the month by economic activities in
2025¹**

(Number)

Economic activities	2025		
	January	February	March
Total	2348431	2351733	2353187
Agriculture, forestry and fishing	63020	62819	64463
Mining and quarrying	17795	17785	17844
Manufacturing	445141	445172	444240
Electricity, gas, steam and air conditioning supply	28450	28430	28421
Water supply, sewerage, waste management and remediation activities	37511	37498	37407
Construction	136325	136550	136707
Wholesale and retail trade; repair of motor vehicles and motorcycles	389437	389788	390422
Transportation and storage	143947	144110	144395
Accommodation and food service activities	104816	105037	103944
Information and communication	130472	130179	130343
Financial and insurance activities	58486	58402	58272
Real estate activities	21766	21749	21743
Professional, scientific and technical activities	87662	87734	87727
Administrative and support service activities	115728	116415	116485
Public administration and defence; compulsory social security	114396	114498	114526
Education	175133	175528	175335
Human health and social work activities	200486	201740	202976
Arts, entertainment and recreation	39526	39803	39579
Other service activities	38334	38496	38358

¹ Preliminary data.

**EMPLOYEES UNDER LABOUR CONTRACT AND GROSS AVERAGE WAGES AND
SALARIES, FIRST QUARTER OF 2025**

Table 2

**Gross average monthly wages and salaries of the employees under labour contract
by economic activities in 2025¹**

(BGN)

Economic activities	2025		
	January	February	March
Total	2407	2366	2556
Agriculture, forestry and fishing	1547	1556	1649
Mining and quarrying	2770	2727	3073
Manufacturing	2041	2064	2159
Electricity, gas, steam and air conditioning supply	3473	3280	3400
Water supply, sewerage, waste management and remediation activities	1828	1852	1876
Construction	1949	1960	2023
Wholesale and retail trade; repair of motor vehicles and motorcycles	2103	2075	2177
Transportation and storage	2097	2038	2132
Accommodation and food service activities	1506	1501	1535
Information and communication	5376	5314	6529
Financial and insurance activities	3509	3457	4545
Real estate activities	2283	2273	2336
Professional, scientific and technical activities	3202	3266	3692
Administrative and support service activities	2073	2047	2261
Public administration and defence; compulsory social security	3017	2429	2456
Education	2381	2375	2412
Human health and social work activities	2425	2422	2531
Arts, entertainment and recreation	2167	2150	2203
Other service activities	1648	1646	1714

¹ Preliminary data.