



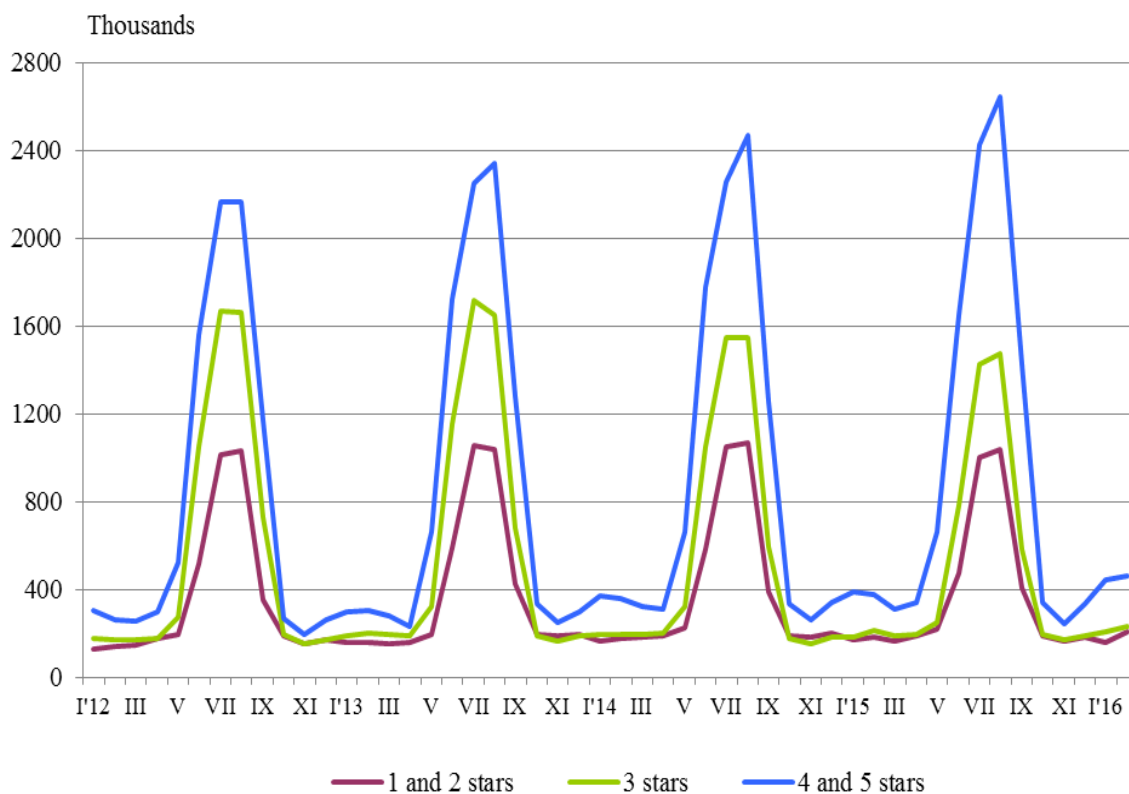
ACTIVITY OF ACCOMMODATION ESTABLISHMENTS IN FEBRUARY 2016

In February 2016, 1 875 accommodation establishments - hotels, motels, camping sites, mountain chalets and other establishments for short-term accommodation with more than 10 bed places were functioned in the country (Annex, Table 1). The total number of the rooms in them was 54.7 thousand and the bed-places were 110.8 thousand. In comparison with February 2015 the total number of accommodation establishments (functioned during the period) decreased by 5.9% and the bed-places in them - by 1.9%.

The total number of the nights spent in all accommodation establishments registered in February 2016 was 903.5 thousand, or by 16.8% more in comparison with the same month of the previous year, as the greatest increase (by 22.4%) was observed in 4 and 5 stars accommodation establishments.

In February 2016, 73.7% of all nights spent by foreign citizens and 37.1% of all nights spent by Bulgarians were realized in 4 and 5 stars hotels. In 3 stars accommodation establishments were spent 30.6% of all nights by Bulgarian residents and 18.6% of all nights by foreigners, while in the rest of accommodation establishments (with 1 and 2 stars) they were 32.3% and 7.7% respectively.

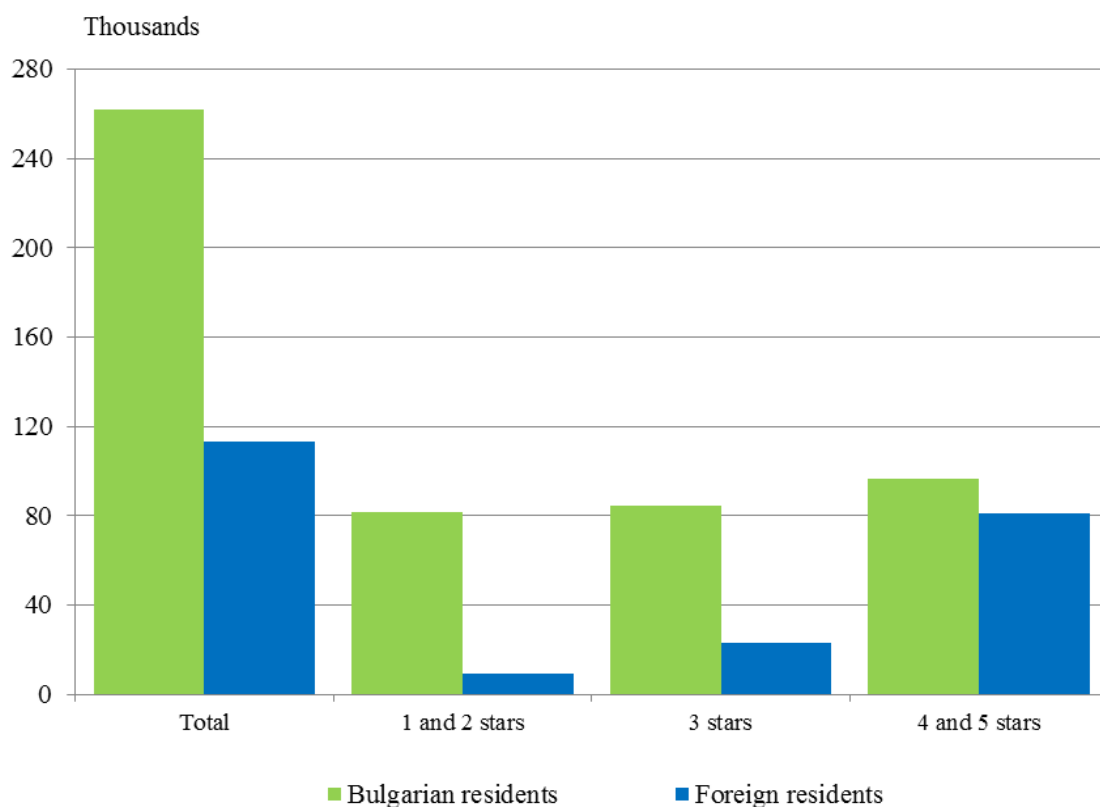
Figure 1. The nights spent in accommodation establishments by categories and months





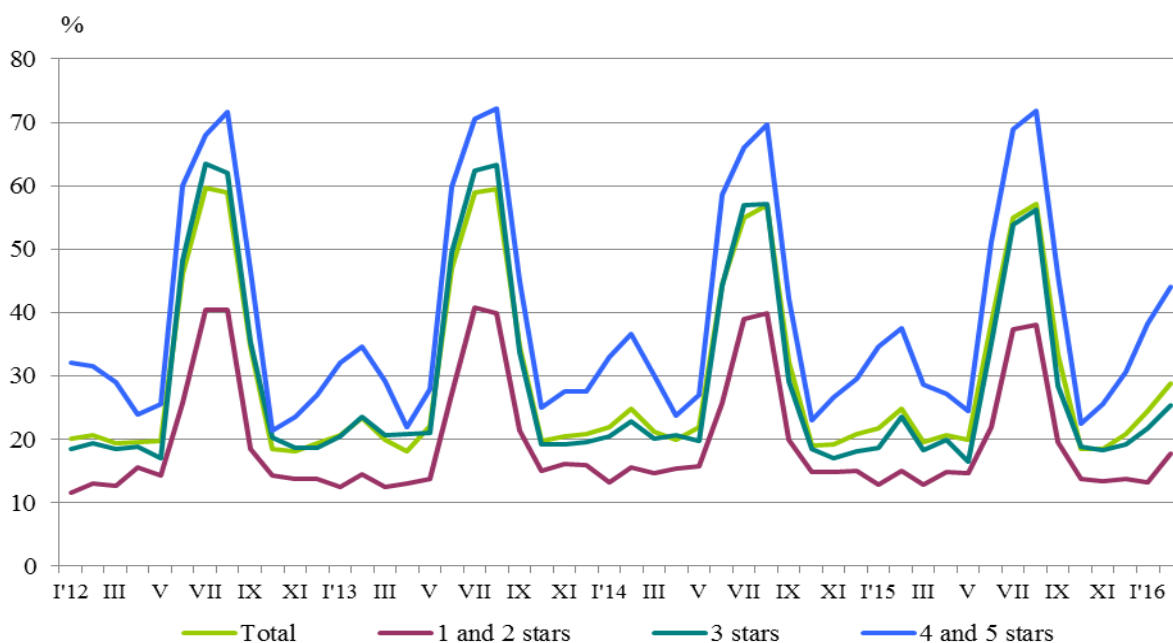
In February 2016, the arrivals in all accommodation establishments increased by 12.8% compared to the same month of 2015 and reached 374.9 thousand. Bulgarian guests were 69.9% of all arrivals as the majority part (63.3%) of them spent the nights in accommodation establishments with 1 and 2 stars and spent 2.1 nights on the average. The arrivals of foreigners were 113.0 thousand as 71.5% of them spent nights in hotels with 4 and 5 stars. On the average 3.2 nights were spent by foreigners.

Figure 2. Arrivals in accommodation establishments by categories in February 2016



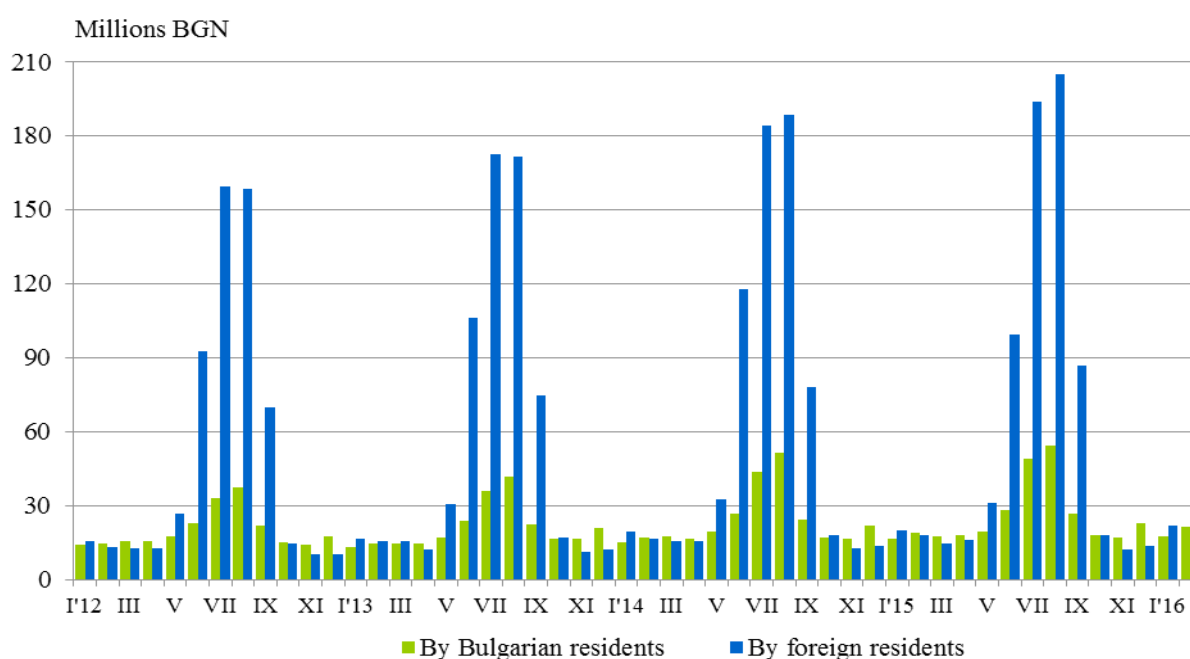
In February 2016, the total occupancy of the bed-places in accommodation establishments was 28.8%, as compared to February 2015 increased by 4.0 percentage points. The highest was occupancy of the bed-places in 4 and 5 stars accommodation establishments - 44.0%, followed by 3 stars accommodation establishments - 25.3%, and with 1 and 2 stars - 17.7%.

Figure 3. The occupation of the bed-places in accommodation establishments by categories and months



The total revenues from nights spent in February 2016 reached 42.8 million BGN or by 16.2% more compared to February 2015. An increase was registered in the revenues from both foreign and Bulgarian citizens - by 18.7% and 13.9% respectively.

Figure 4. The revenues from nights spent in accommodation establishments by months





Methodological notes

Since 2012 the statistical survey on **accommodation establishments** has been carried out monthly in compliance with the Regulation 692/2011 of the European Parliament and of the Council concerning European statistics on tourism and the regulation 1051/2011 of the Commission implementing Regulation 692/2011 of the European Parliament and of the Council concerning European statistics on tourism, as regards the structure of the quality reports and the transmission of the data.

All categorized hotels, camping sites and other types of accommodation establishments with more than 10 bed-places in use during the reporting period were included in the observation.

The indicator **other accommodation establishments** include the holiday settlements, hostels, guests houses, bungalows, rest houses, mountain chalets, private rooms and flats and other establishments for short accommodation.

Available Bed Capacity is the maximum number of bed-places on offer for each day of the reference month.

In the **revenues from nights spent** in accommodation establishments are included the sums paid by the guests, without the extra services.



Annex

Table 1

Activity of accommodation establishments in February 2016 ¹

Districts	Accommodation establishments - in numbers	Bed- places - in numbers	Available bed- nights - in numbers	Night spent - in numbers		Arrivals in accommodation establishments - in numbers		Revenues from nights spent - Thousands BGN	
				Total	of which: By Foreigners	Total	of which: Foreigners	Total	of which: By Foreigners
Total	1875	110830	3139032	903532	355185	374942	112987	42830	21299
Blagoevgrad	252	16974	476656	211860	127728	66459	31800	10003	6813
Burgas	74	5225	141843	22419	3993	12177	1772	996	260
Varna	109	11298	315042	39825	9242	20844	3932	1783	594
Veliko Tarnovo	104	4686	135558	18140	1678	10740	955	668	77
Vidin	25	771	20868	2141	325	1690	199	87	14
Vratsa	24	875	25090	5944	611	2712	236	142	26
Gabrovo	55	3143	91147	13032	1301	6563	452	384	66
Dobrich	35	2047	58942	9646	1326	4306	464	378	56
Kardzhali	29	916	25036	4716	851	2736	511	134	35
Kyustendil	67	2884	83636	9952	..	5775	..	333	..
Lovech	69	3898	101889	17181	766	10200	310	723	43
Montana	24	1124	32596	2748	155	1960	97	97	9
Pazardzhik	52	3917	113593	53009	1823	23481	780	2736	126
Pernik	10	452	13108	2058	..	1069	..	50	..
Pleven	25	1265	36685	6447	1734	3449	667	282	106
Plovdiv	166	8721	249968	75286	22202	36453	6590	3732	1487
Razgrad	14	496	14374	2449	339	1456	173	89	12
Ruse	40	1713	49183	10306	3165	5843	1389	530	193
Silistra	13	491	13537	2126	349	1431	176	89	16
Sliven	51	1789	51818	5420	734	3602	354	217	47
Smolyan	249	10997	315442	113157	29325	32163	6205	3947	1284
Sofia	96	7994	226192	118649	67487	33009	13146	4784	2930
Sofia (stolitsa)	124	11398	329737	116277	70996	67088	38781	8937	6623
Stara Zagora	52	3472	95081	22258	3318	8786	1100	999	209
Targovishte	18	763	22113	2627	497	1675	244	106	29
Haskovo	35	1332	37200	6782	2022	4624	1354	281	94
Shumen	42	1468	42302	5728	922	2940	330	189	42
Yambol	21	721	20396	3349	1150	1711	355	134	54

¹ In use.

‘..’ Confidential data.