



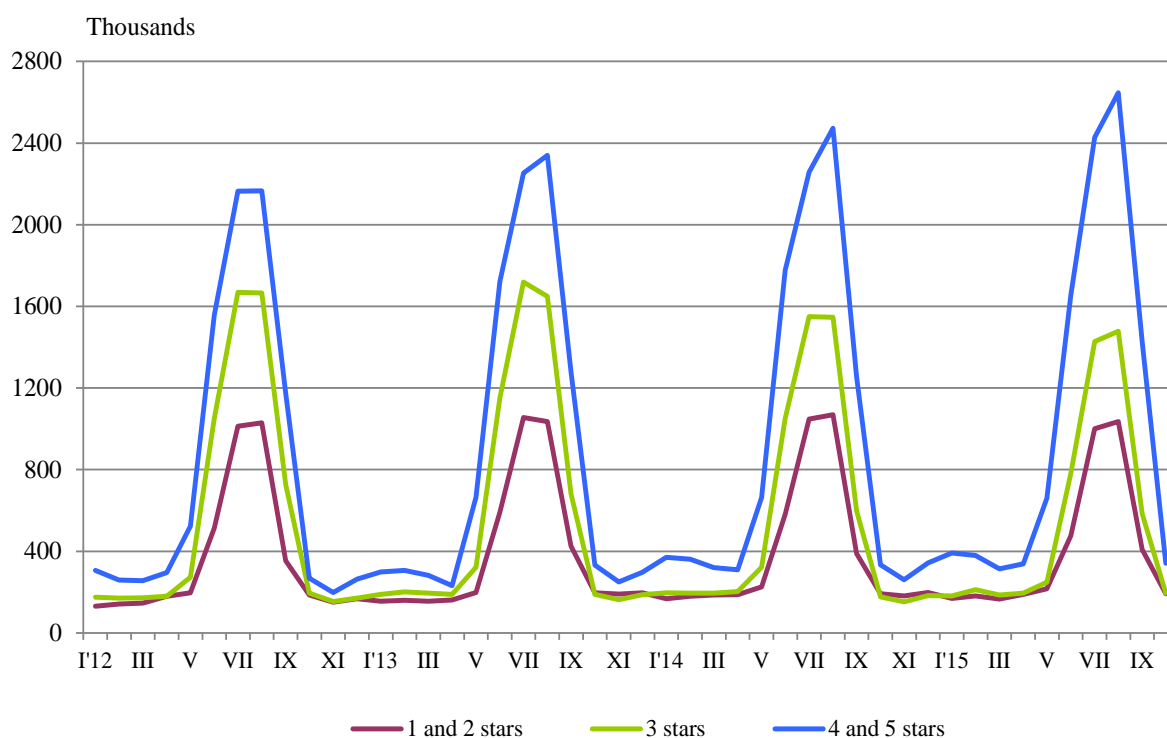
ACTIVITY OF ACCOMMODATION ESTABLISHMENTS IN OCTOBER 2015

In October 2015, 2 020 accommodation establishments - hotels, motels, camping sites, mountain chalets and other establishments for short-term accommodation with more than 10 bed places were functioned in the country (Annex, Table 1). The total number of the rooms in them was 71.6 thousands and the bed-places were 150.4 thousands. In comparison with October 2014 the total number of accommodation establishments (functioned during the period) increased by 4.4% and the bed-places in them - by 4.8%.

The total number of the nights spent in all accommodation establishments registered in October 2015 was 727.8 thousands, or by 3.7% more in comparison with the same month of the previous year, as the greatest increase (by 10.5%) was observed in 3 stars accommodation establishments.

In October 2015, 71.1% of all nights spent by foreign citizens and 31.6% of all nights spent by Bulgarians were realized in 4 and 5 stars hotels. In 3 stars accommodation establishments were spent 30.9% of all nights by Bulgarian residents and 20.3% of all nights by foreigners, while in the rest of accommodation establishments (with 1 and 2 stars) they were 37.5% and 8.6% respectively.

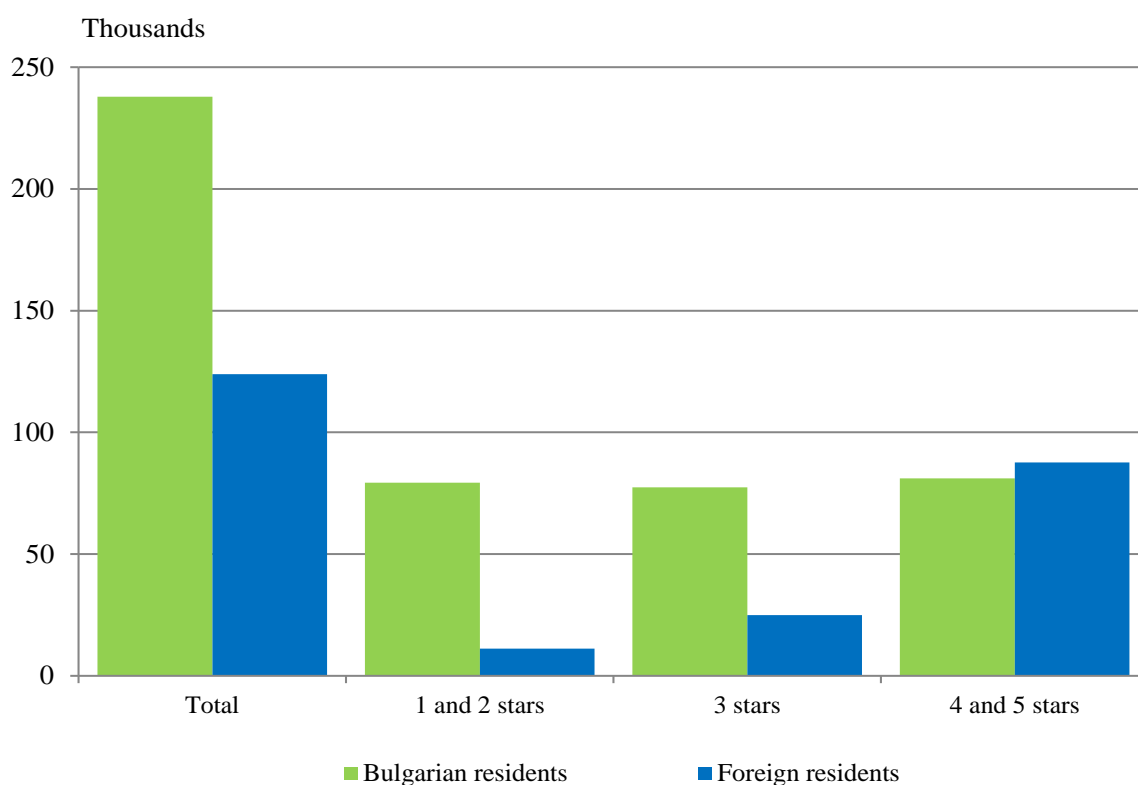
Figure 1. The nights spent in accommodation establishments by categories and months





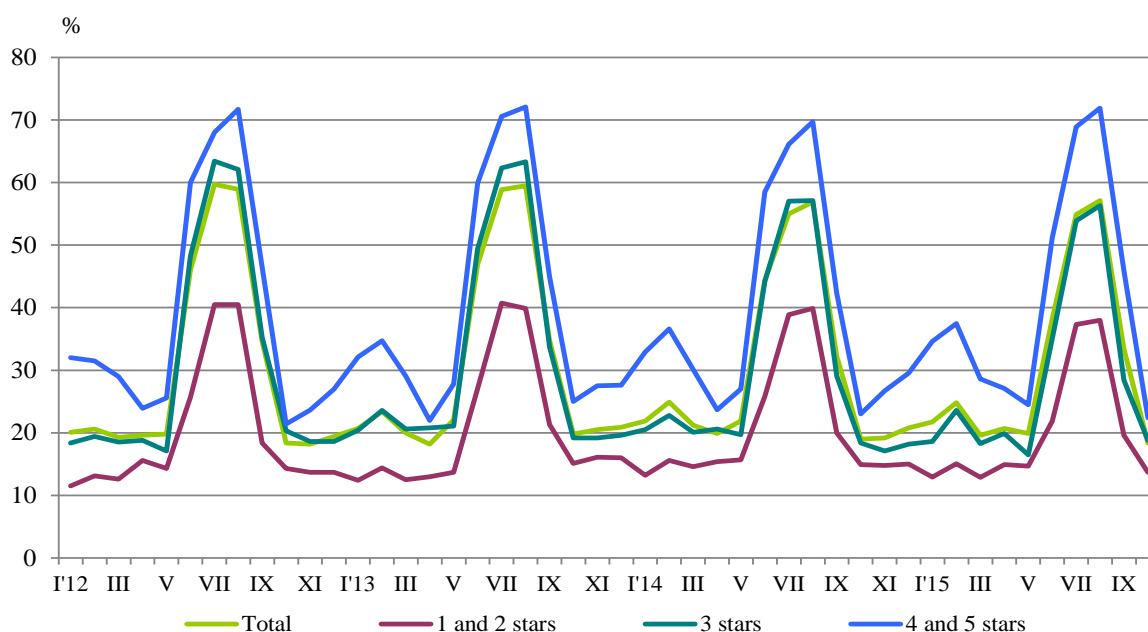
In October 2015, the arrivals in all accommodation establishments increased by 5.6% compared to the same month of 2014 and reached 361.7 thousands. Bulgarian guests were 65.8% of all arrivals as the majority part (65.9%) of them spent the nights in accommodation establishments with 1 and 2 stars and spent 2.0 nights on the average. The arrivals of foreigners were 123.9 thousands as 70.8% of them spent nights in hotels with 4 and 5 stars. On the average 2.3 nights were spent by foreigners.

Figure 2. Arrivals in accommodation establishments by categories in October 2015



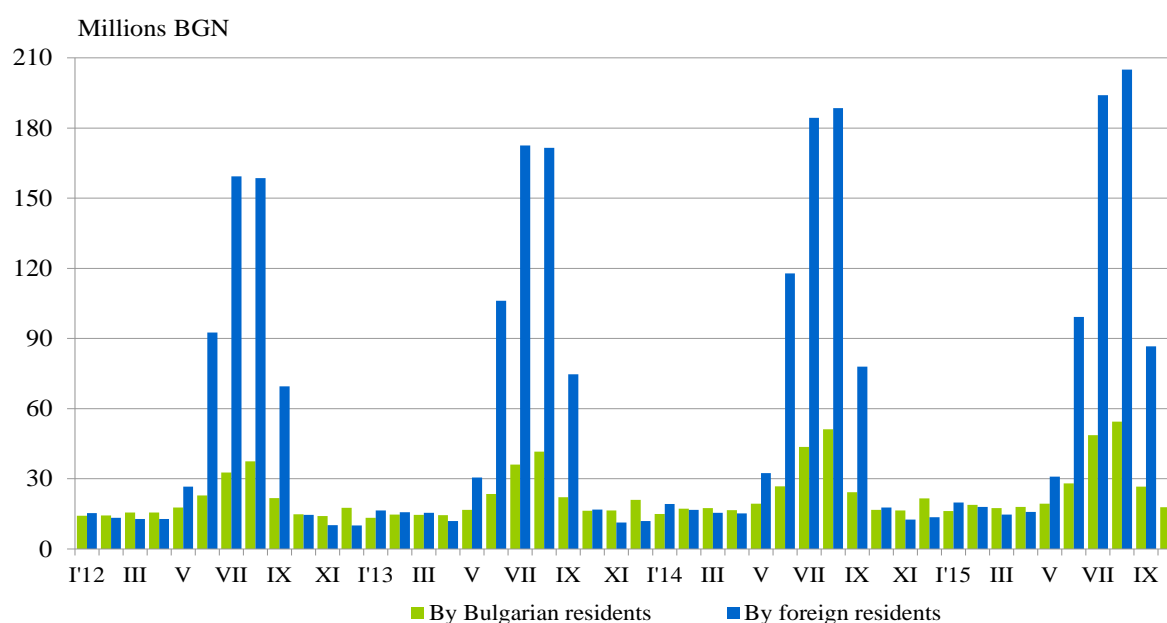
In October 2015, the total occupancy of the bed-places in accommodation establishments was 18.4%, as compared to October 2014 decreased by 0.6 percentage points. The highest was occupancy of the bed-places in 4 and 5 stars hotels - 22.4%, followed by 3 stars accommodation establishments - 18.8%, and with 1 and 2 stars - 13.7%.

Figure 3. The occupation of the bed-places in accommodation establishments by categories and months



The total revenues from nights spent in October 2015 reached 36.0 million BGN or by 4.2% more compared to October 2014. An increase was registered in the revenues from both Bulgarian and foreign citizens - by 6.2% and 2.2% respectively.

Figure 4. The revenues from nights spent in accommodation establishments by months





Methodological notes

Since 2012 the statistical survey on **accommodation establishments** has been carried out monthly in compliance with the Regulation 692/2011 of the European Parliament and of the Council concerning European statistics on tourism and the regulation 1051/2011 of the Commission implementing Regulation 692/2011 of the European Parliament and of the Council concerning European statistics on tourism, as regards the structure of the quality reports and the transmission of the data.

All categorized hotels, camping sites and other types of accommodation establishments with more than 10 bed-places in use during the reporting period were included in the observation.

The indicator **other accommodation establishments** includes the holiday settlements, hostels, guests houses, bungalows, rest houses, mountain chalets, private rooms and flats and other establishments for short accommodation.

Available Bed Capacity is the maximum number of bed-places on offer for each day of the reference month.

In the **revenues from nights spent** in accommodation establishments are included the sums paid by the guests, without the extra services.



Annex

Table 1

Activity of accommodation establishments in October 2015¹

Districts	Accommodation establishments - in numbers	Bed-places - in numbers	Available bed-nights - in numbers	Night spent - in numbers		Arrivals in accommodation establishments - in numbers		Revenues from nights spent - Thousands BGN	
				Total	of which: By Foreigners	Total	of which: Foreigners	Total	of which: By Foreigners
Total	2020	150422	3957104	727831	280926	361726	123865	35989	18166
Blagoevgrad	205	13203	404532	63023	25002	31888	11395	2919	1242
Burgas	122	26528	537009	60351	28679	24482	9377	2880	1530
Varna	164	30157	627676	76178	42858	28715	11516	3709	2348
Veliko Tarnovo	115	5045	156395	24366	5367	16408	4077	960	272
Vidin	29	835	25723	4265	729	3037	560	160	28
Vratsa	28	949	29419	6649	1126	2915	387	185	38
Gabrovo	58	3006	93186	12468	2379	6635	863	396	92
Dobrich	56	7248	146080	24065	14493	7939	3150	1002	578
Kardzhali	35	1099	33914	6311	1215	4524	904	232	61
Kyustendil	55	2554	79127	8429	966	4620	621	199	36
Lovech	71	3992	123719	16015	653	9368	380	570	27
Montana	26	1204	37324	5044	434	2131	186	145	21
Pazardzhik	53	3939	118737	35893	3552	16152	1243	1725	211
Pernik	16	685	21235	2366	676	1204	365	60	22
Pleven	26	1279	39267	8327	1513	4312	568	377	84
Plovdiv	179	9401	282647	77510	21641	39317	9944	3432	1196
Razgrad	16	609	18879	4130	306	1923	188	153	13
Ruse	46	1818	56358	15389	4322	9117	2320	740	273
Silistra	20	665	20677	3642	622	2305	284	150	32
Sliven	82	2525	77017	9051	1268	5060	452	302	65
Smolyan	237	8945	266370	23774	1702	12652	748	684	59
Sofia	67	5020	154076	23049	4032	13223	1862	879	158
Sofia (stolitsa)	126	11364	351448	158253	107480	87561	57847	11896	9211
Stara Zagora	59	3765	114909	32777	4991	11365	1820	1333	344
Targovishte	24	937	29047	4756	558	3016	284	158	29
Haskovo	36	1378	42618	9181	2331	5690	1675	355	105
Shumen	48	1563	48453	8013	853	4405	484	225	43
Yambol	21	709	21262	4556	1178	1762	365	163	48

¹ In use.