

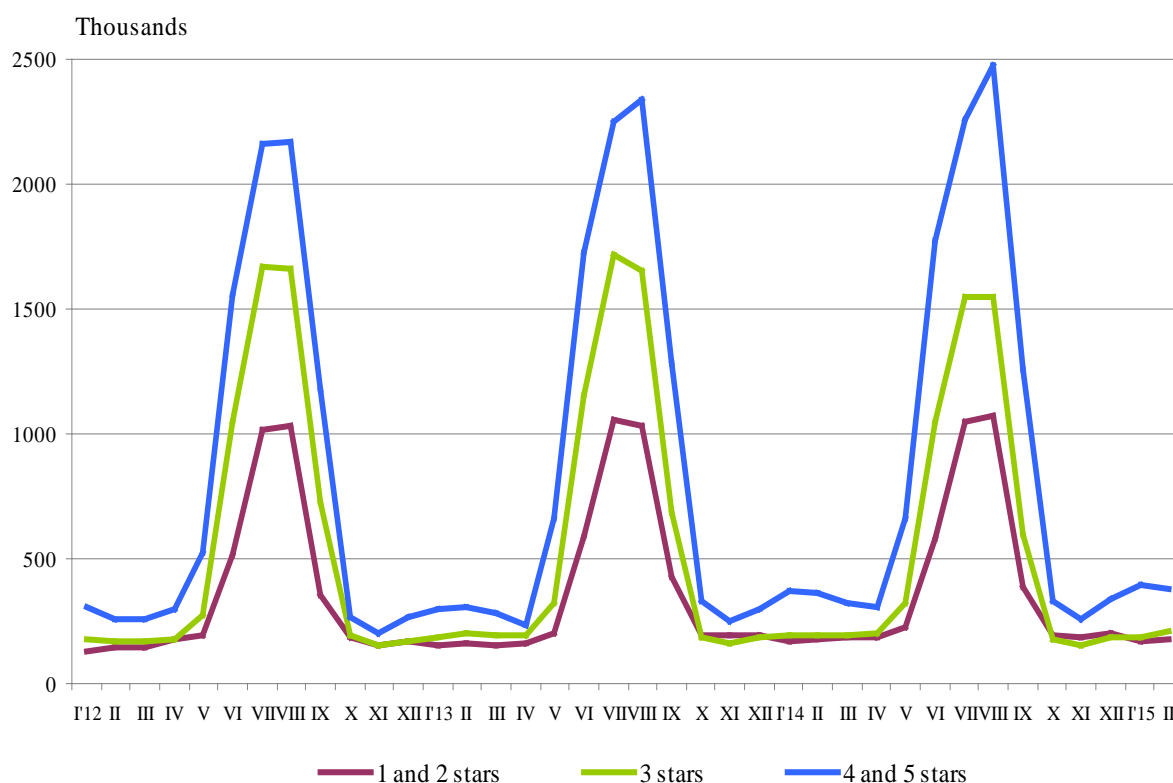
ACTIVITY OF ACCOMMODATION ESTABLISHMENTS IN FEBRUARY 2015

In February 2015, 1 993 accommodation establishments - hotels, motels, camping sites, mountain chalets and other establishments for short-term accommodation with more than 10 bed places were functioned in the country (Annex, Table 1). The total number of the rooms in them was 56.2 thousands and the bed-places were 113.0 thousands. In comparison with February 2014 the total number of accommodation establishments (functioned during the period) increased by 5.3% and the bed-places in them - by 3.8%.

The total number of the nights spent in all accommodation establishments registered in February 2015 was 773.4 thousands or by 5.1% more in comparison with the same month of the previous year, as the greatest increase (by 5.2%) was observed in 4 and 5 stars accommodation establishments.

In February 2015, 71.5% of all nights spent by foreign citizens and 34.4% of all nights spent by Bulgarians were realized in 4 and 5 stars hotels. In 3 stars accommodation establishments were spent 32.6% of all nights by Bulgarian residents and 19.6% - of all nights by foreigners, while in the rest of accommodation establishments (with 1 and 2 stars) they were 33.0% and 8.9% respectively.

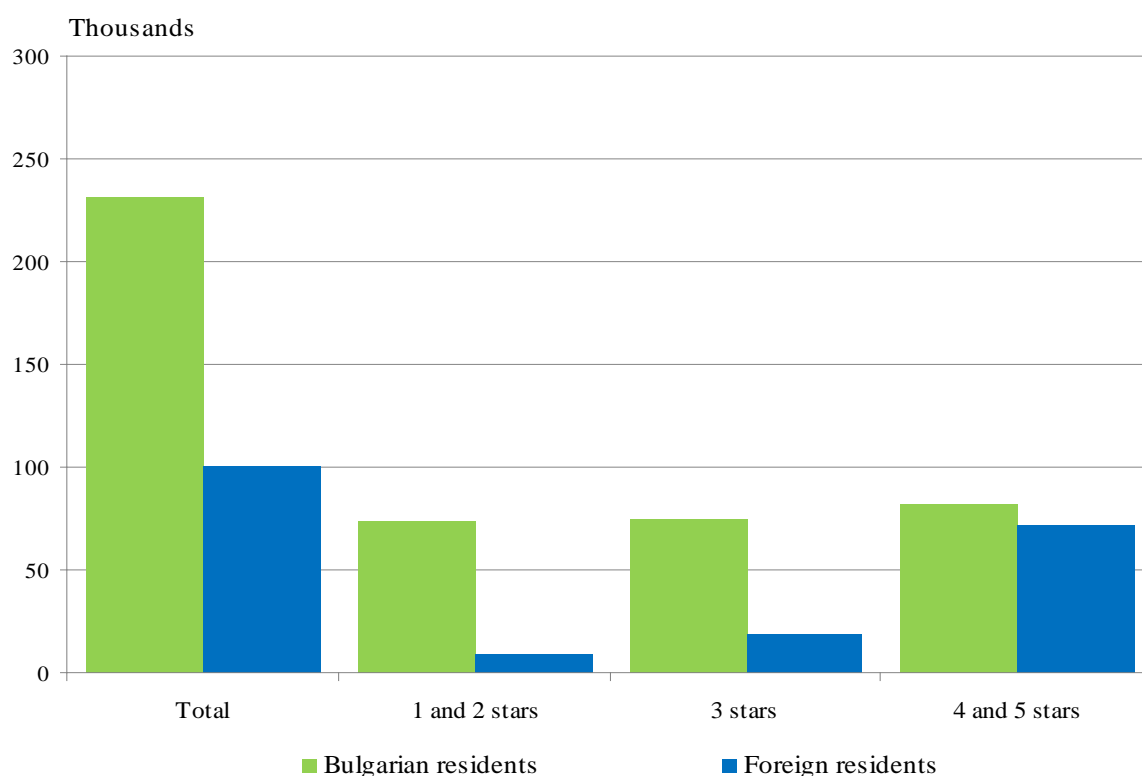
Figure 1. The nights spent in accommodation establishments by categories and months





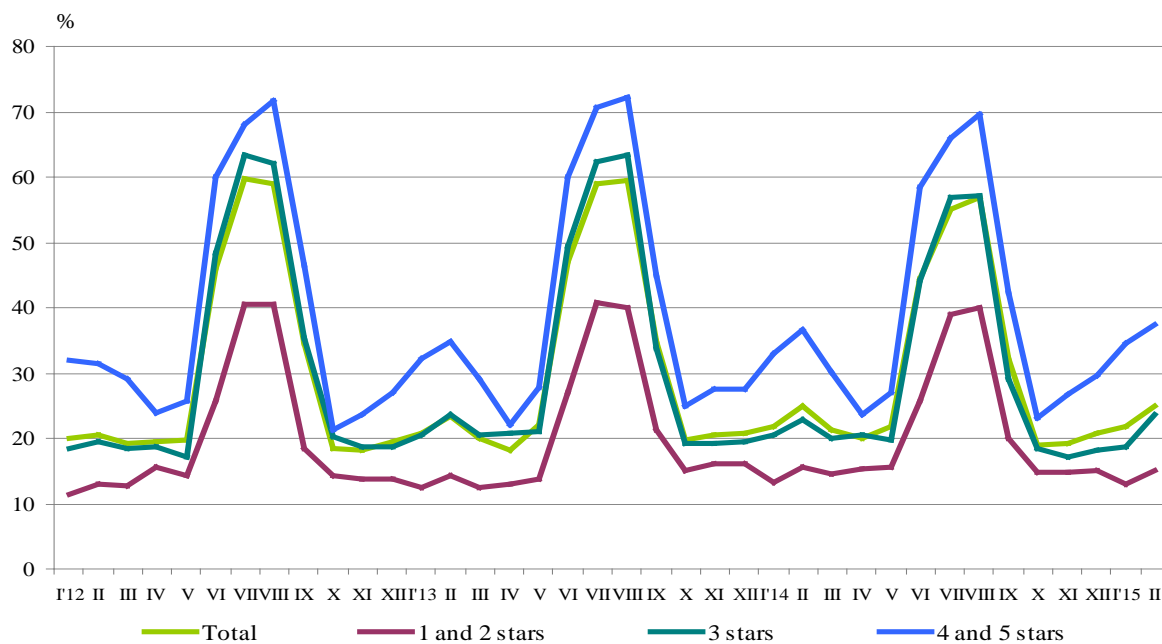
In February 2015, the arrivals in all accommodation establishments increased by 10.7% compared to the same month of 2014 and reached 332.4 thousands. Bulgarian guests were 69.6% of all arrivals as the majority part (64.4%) of them spent the nights in hotels with 1 and 2 or 3 stars and spent 2.1 nights on the average. The arrivals of foreigners were 101.1 thousands as 71.1% of them spent nights in hotels with 4 and 5 stars. On the average 3.1 nights were spent by foreigners.

Figure 2. Arrivals in accommodation establishments by categories in February 2015



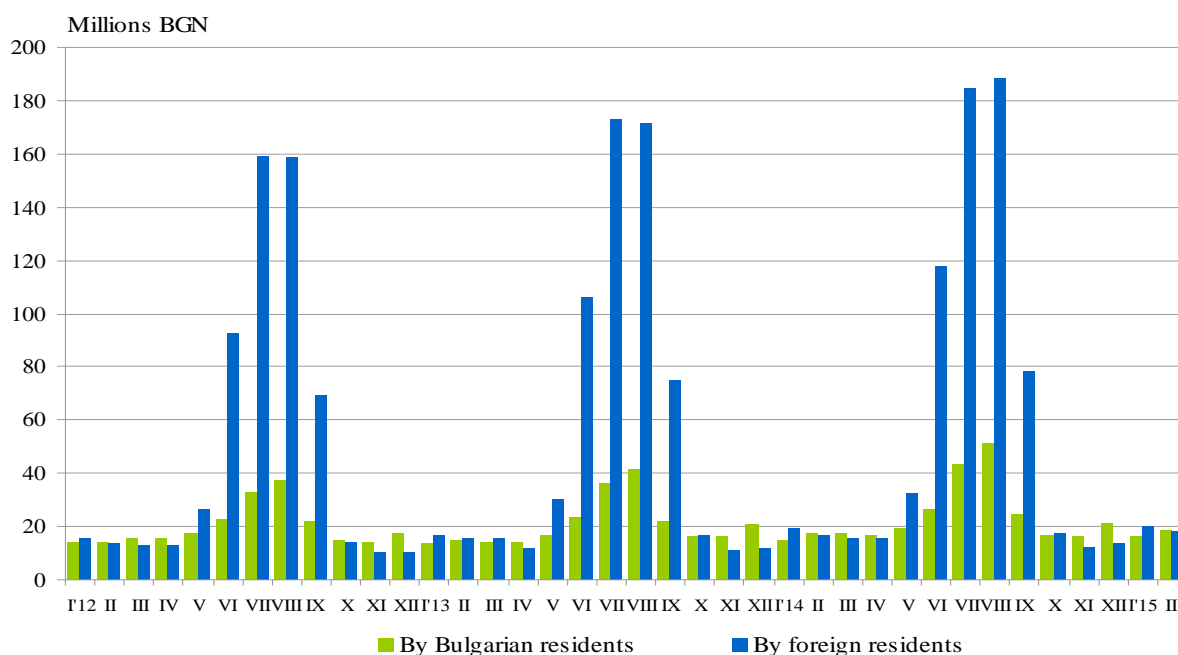
In February 2015, the total occupancy of the bed-places in accommodation establishments was 24.8% as compared to February 2014 it remained approximately at the same level. The highest was occupancy of the bed-places in 4 and 5 stars accommodation establishments - 37.5%, followed by 3 stars accommodation establishments - 23.6%, and with 1 and 2 stars - 15.1%.

Figure 3. The occupation of the bed-places in accommodation establishments by categories and months



The total revenues from nights spent in February 2015 reached 36.9 million BGN or by 8.8% more compared to February 2014. An increase was registered in the revenues from the Bulgarians - by 10.1%, and from the foreigners - by 7.4%.

Figure 4. The revenues from nights spent in accommodation establishments by months





Methodological notes

Since 2012 the statistical survey on **accommodation establishments** has been carried out monthly in compliance with the Regulation 692/2011 of the European Parliament and of the Council concerning European statistics on tourism and the regulation 1051/2011 of the Commission implementing Regulation 692/2011 of the European Parliament and of the Council concerning European statistics on tourism, as regards the structure of the quality reports and the transmission of the data.

All categorized hotels, camping sites and other types of accommodation establishments with more than 10 bed-places in use during the reporting period were included in the observation.

The indicator **other accommodation establishments** includes the holiday settlements, hostels, guests houses, bungalows, rest houses, mountain chalets, private rooms and flats and other establishments for short accommodation.

Available Bed Capacity is the maximum number of bed-places on offer for each day of the reference month.

In the **revenues from nights spent** in accommodation establishments are included the sums paid by the guests, without the extra services.



Annex

Table 1

Activity of accommodation establishments in February 2015¹

Districts	Accommodation establishments - in numbers	Bed-places - in numbers	Available bed-nights – in numbers	Night spent - in numbers		Arrivals in accommodation establishments - in numbers		Revenues from nights spent - Thousands BGN	
				Total	of which: By Foreigners	Total	of which: Foreigners	Total	of which: By Foreigners
Total	1993	112999	3117669	773444	307006	332437	101095	36860	17948
Blagoevgrad	277	18594	504634	181193	116959	58579	30378	8792	5944
Burgas	69	4909	133552	25347	6509	12042	2096	1233	417
Varna	109	10141	283992	34182	8993	17938	3334	1573	521
Veliko Tarnovo	110	4939	138292	15934	1246	9297	831	579	74
Vidin	32	880	24616	3085	426	1696	290	121	18
Vratsa	28	933	26158	4870	463	2123	182	167	25
Gabrovo	57	2989	83692	10645	640	5636	262	307	32
Dobrich	35	1994	53448	7839	1391	3275	434	286	56
Kardzhali	35	1095	30687	5482	1062	3196	588	188	54
Kyustendil	57	2728	76356	9659	..	4585	..	258	..
Lovech	65	3488	97656	11183	447	6899	239	375	20
Montana	23	1046	29288	2867	220	2063	118	100	10
Pazardzhik	54	4071	110236	38053	2025	17289	671	1929	131
Pernik	16	692	17351	2828	..	1445	..	78	..
Pleven	26	1242	34776	6249	1317	3421	464	295	86
Plovdiv	179	9345	252316	57385	9575	31164	4306	2507	513
Razgrad	16	609	17052	2358	486	1487	175	90	20
Ruse	46	1702	47460	8445	2438	5032	1043	415	148
Silistra	20	627	17612	1787	232	1282	135	75	11
Sliven	82	2524	70124	6220	1069	3235	432	240	57
Smolyan	267	10874	301878	94589	22224	30059	5315	3959	1246
Sofia	83	7663	212094	98163	57623	30515	11918	3997	2516
Sofia (stolitsa)	124	11667	326480	106610	63383	61038	34364	7749	5640
Stara Zagora	59	3782	103228	19335	2752	8871	1077	846	181
Targovishte	24	963	26964	3235	609	1692	209	116	29
Haskovo	36	1418	39732	6663	1811	4185	1180	260	62
Shumen	43	1379	38612	4892	428	2565	248	135	20
Yambol	21	705	19383	4346	1459	1828	306	190	65

¹ In use.

‘..’ Confidential data