



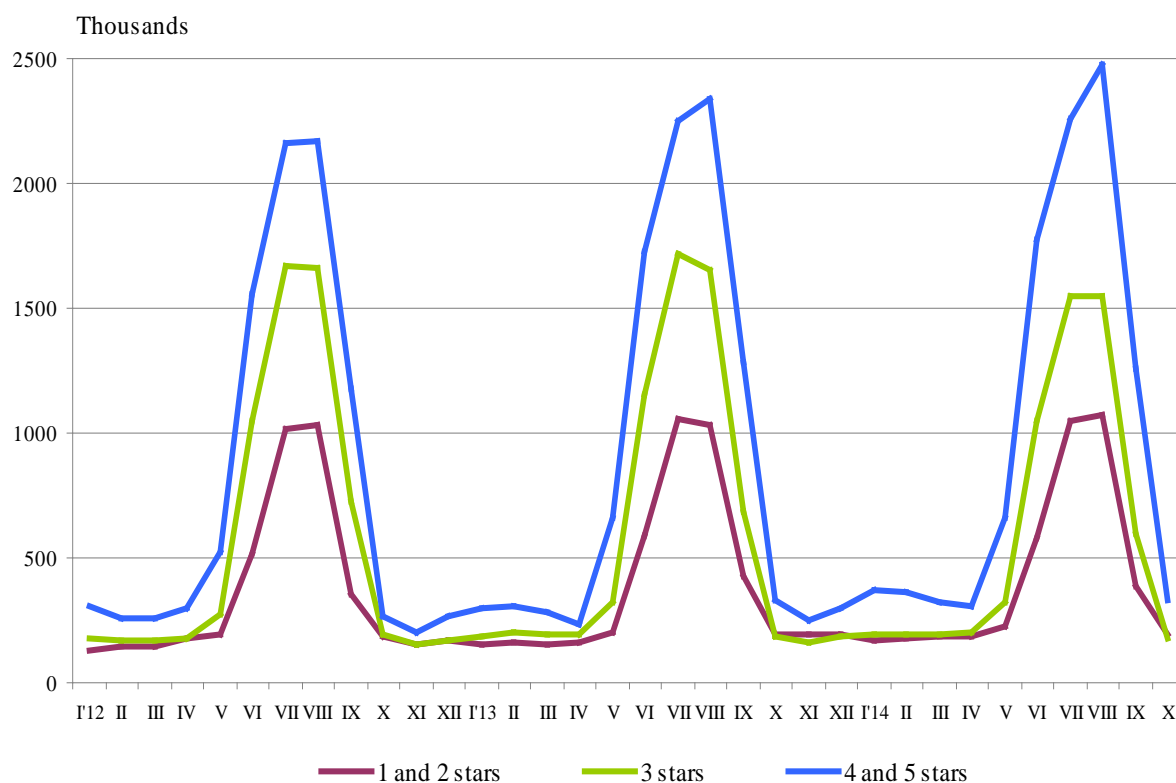
ACTIVITY OF ACCOMMODATION ESTABLISHMENTS IN OCTOBER 2014

In October 2014, 1 935 accommodation establishments - hotels, motels, camping sites, mountain chalets and other establishments for short-term accommodation with more than 10 bed places were functioned in the country (Annex, Table 1). The total number of the rooms in them was 69.5 thousands and the bed-places were 143.6 thousands. In comparison with October 2013 the total number of accommodation establishments (functioned during the period) increased by 1.9% and the bed-places in them - by 3.5%.

The total number of the nights spent in all accommodation establishments registered in October 2014 was 702.1 thousands or by 2.2% less in comparison with the same month of the previous year, as the greatest decrease (by 6.7%) was observed in 3 stars accommodation establishments.

In October 2014, 68.1% of all nights spent by foreign citizens and 33.6% of all nights spent by Bulgarians were realized in 4 and 5 stars hotels. In 3 stars accommodation establishments were spent 28.5% of all nights by Bulgarian residents and 20.2% - of all nights by foreigners, while in the rest of accommodation establishments (with 1 and 2 stars) they were 37.9% and 11.7% respectively.

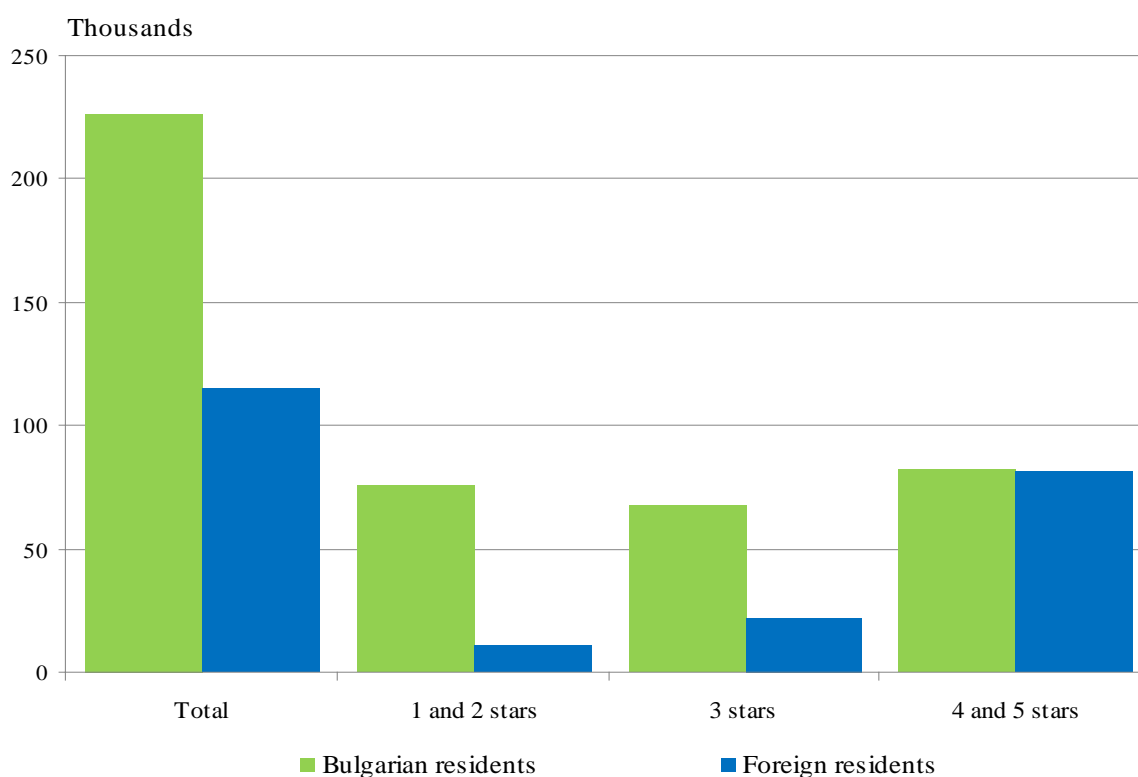
Figure 1. The nights spent in accommodation establishments by categories and months





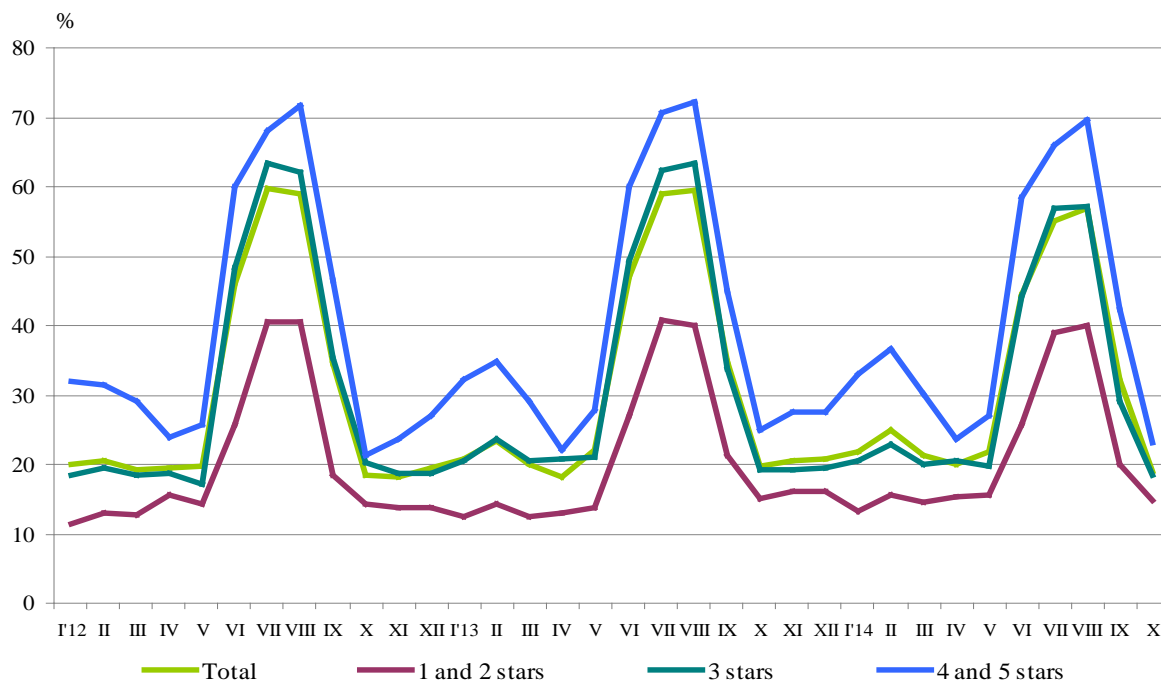
In October 2014, the arrivals in all accommodation establishments increased by 1.2% compared to the same month of 2013 and reached 342.5 thousands. Bulgarian guests were 66.3% of all arrivals as the majority part (63.5%) of them spent the nights in hotels 1 and 2 or 3 stars and spent 1.9 nights on the average. The arrivals of foreigners were 115.5 thousands as 70.6% of them spent nights in hotels with 4 and 5 stars. On the average 2.4 nights were spent by foreigners.

Figure 2. Arrivals in accommodation establishments by categories in October 2014



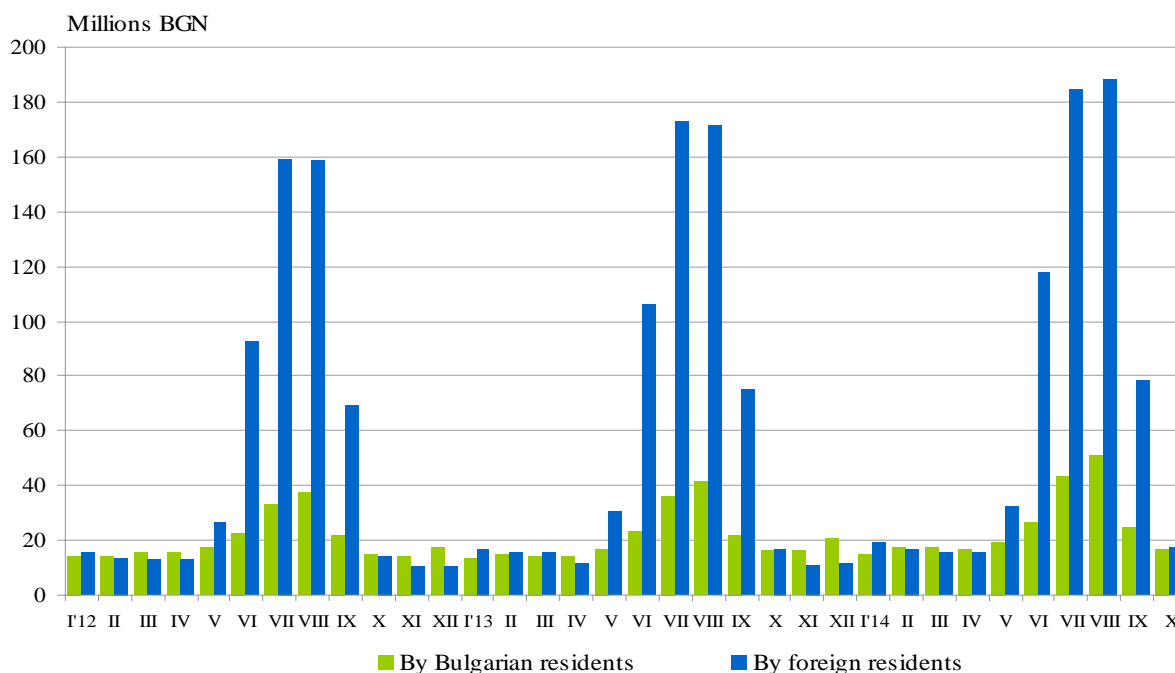
In October 2014, the total occupancy of the bed-places in accommodation establishments was 19.0% and the highest it was in 4 and 5 stars accommodation establishments - 23.0%, followed by 3 stars accommodation establishments - 18.4%, and with 1 and 2 stars - 14.9%. In comparison with the same month of the previous year the occupancy of the bed-places decreased by 0.8 percentage points as the greatest reduction was registered in the accommodation establishments with 4 and 5 stars - by 2.0 percentage points.

Figure 3. The occupation of the bed-places in accommodation establishments by categories and months



The total revenues from nights spent in October 2014 reached 34.5 million BGN or by 3.7% more compared to October 2013. An increase was registered both in the revenues from the foreigners - by 5.2%, and from Bulgarians - by 2.2%.

Figure 4. The revenues from nights spent in accommodation establishments by months





Methodological notes

Since 2012 the statistical survey on **accommodation establishments** has been carried out monthly in compliance with the Regulation 692/2011 of the European Parliament and of the Council concerning European statistics on tourism and the regulation 1051/2011 of the Commission implementing Regulation 692/2011 of the European Parliament and of the Council concerning European statistics on tourism, as regards the structure of the quality reports and the transmission of the data.

All categorized hotels, camping sites and other types of accommodation establishments with more than 10 bed-places in use during the reporting period were included in the observation.

The indicator **other accommodation establishments** includes the holiday settlements, hostels, guests houses, bungalows, rest houses, mountain chalets, private rooms and flats and other establishments for short accommodation.

Available Bed Capacity is the maximum number of bed-places on offer for each day of the reference month.

In the **revenues from nights spent** in accommodation establishments are included the sums paid by the guests, without the extra services.

Annex

Table 1

Activity of accommodation establishments in October 2014¹

Districts	Accommodation establishments - in numbers	Bed-places - in numbers	Available bed-nights - in numbers	Night spent - in numbers		Arrivals in accommodation establishments - in numbers		Revenues from nights spent - Thousands BGN	
				Total	of which: By Foreigners	Total	of which: Foreigners	Total	of which: By Foreigners
Total	1935	143585	3703017	702067	282359	342531	115514	34545	17767
Blagoevgrad	144	10485	302527	54538	19773	27358	8732	2367	911
Burgas	116	25310	459291	67786	42032	22551	9649	3343	2105
Varna	153	26770	577769	86428	53082	29092	11998	4051	2595
Veliko Tarnovo	115	5074	157258	21010	4435	13897	3105	794	213
Vidin	34	911	29438	3919	884	2701	549	167	30
Vratsa	25	945	29243	6533	1401	2483	443	180	59
Gabrovo	67	3368	104408	12599	1967	7019	775	386	77
Dobrich	47	6571	108085	16520	7536	6546	2123	735	320
Kardzhali	35	1096	33940	7479	1408	4650	735	272	63
Kyustendil	56	2582	80042	10134	1693	4832	929	372	..
Lovech	70	3749	115069	15129	745	8952	429	491	31
Montana	23	1045	31913	3659	524	2066	273	119	27
Pazardzhik	61	4167	124117	32815	3669	14588	1249	1575	247
Pernik	16	680	21080	2643	265	1677	166	61	..
Pleven	26	1244	37686	7234	1325	4048	576	319	79
Plovdiv	172	9279	275635	75988	20285	38910	9613	3210	1101
Razgrad	16	609	18869	2863	450	1875	274	110	18
Ruse	41	1560	48360	13329	3750	8062	2145	645	236
Silistra	20	627	19499	3306	490	2198	267	135	25
Sliven	80	2490	76806	6944	754	3418	393	231	37
Smolyan	241	9055	256271	22330	1675	11981	736	766	101
Sofia	70	5973	182881	25335	3827	14873	1897	952	131
Sofia (stolitsa)	124	11704	360236	147224	100372	83826	54284	11233	8700
Stara Zagora	59	3810	116042	26453	3965	10369	1434	1031	262
Targovishte	21	867	26877	5842	727	2600	278	182	36
Haskovo	36	1434	42095	9213	1659	5137	1242	358	67
Shumen	46	1445	44795	8899	1558	4968	753	249	55
Yambol	21	735	22785	5915	2108	1854	467	211	96

¹ In use.

‘..’ Confidential data