



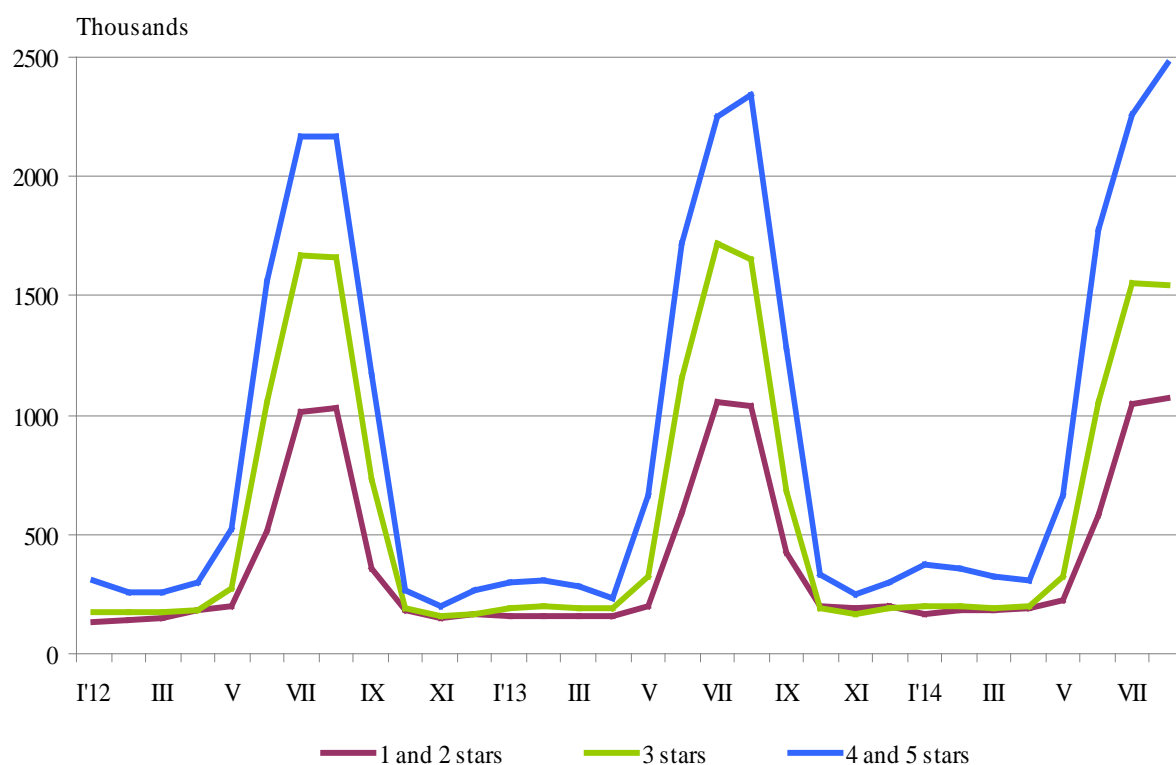
ACTIVITY OF ACCOMMODATION ESTABLISHMENTS IN AUGUST 2014

In August 2014, 2 923 accommodation establishments - hotels, motels, camping sites, mountain chalets and other establishments for short-term accommodation with more than 10 bed places were functioned in the country (Annex, Table 1). The total number of the rooms in them was 130.8 thousands and the bed-places were 292.2 thousands. In comparison with August 2013 the total number of accommodation establishments increased by 6.0% and the bed-places in them - by 5.6%.

The total number of the nights spent in all accommodation establishments registered in August 2014 was 5089.1 thousands or by 1.3% more in comparison with the same month of the previous year, as the greatest increase (by 5.7%) was observed in 4 and 5 stars accommodation establishments.

In August 2014, 58.0% of all nights spent by foreign citizens were realized in 4 and 5 stars hotels and 24.6% of all nights spent by Bulgarians. In 3 stars accommodation establishments were spent 27.6% of all nights by Bulgarian residents and 31.5% - of all nights by foreigners, while in the rest of accommodation establishments (with 1 and 2 stars) they were 47.8% and 10.5% respectively.

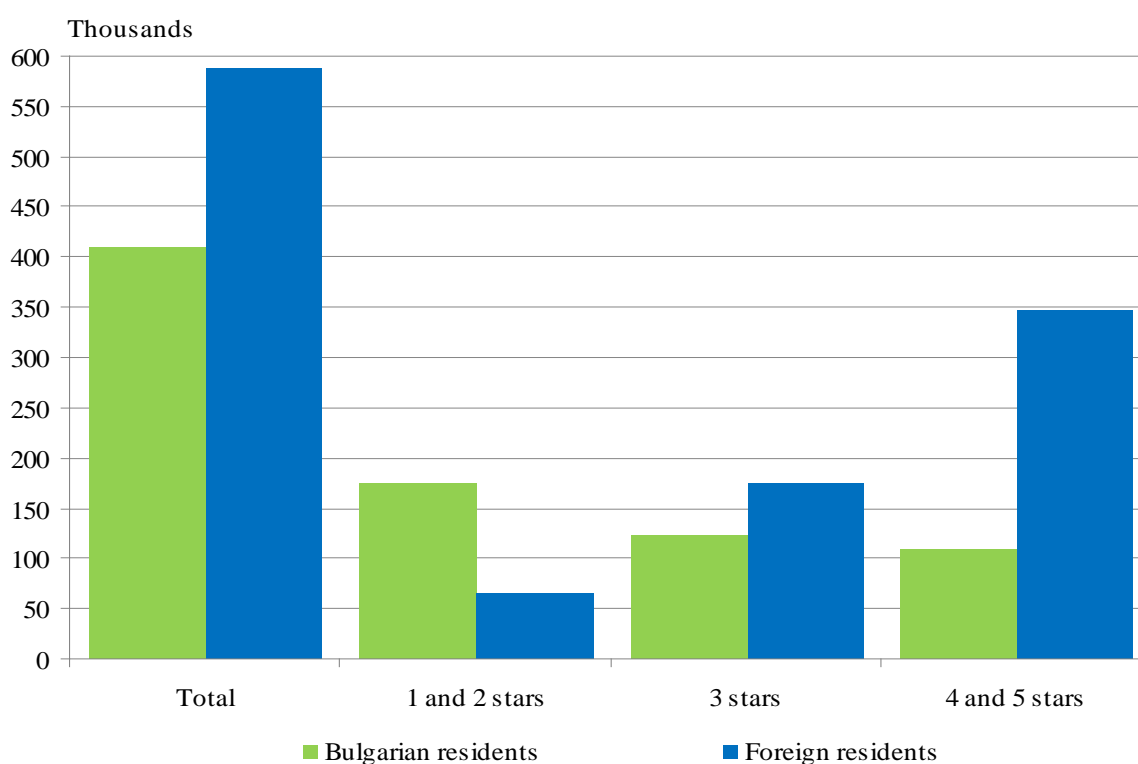
Figure 1. The nights spent in accommodation establishments by categories and months





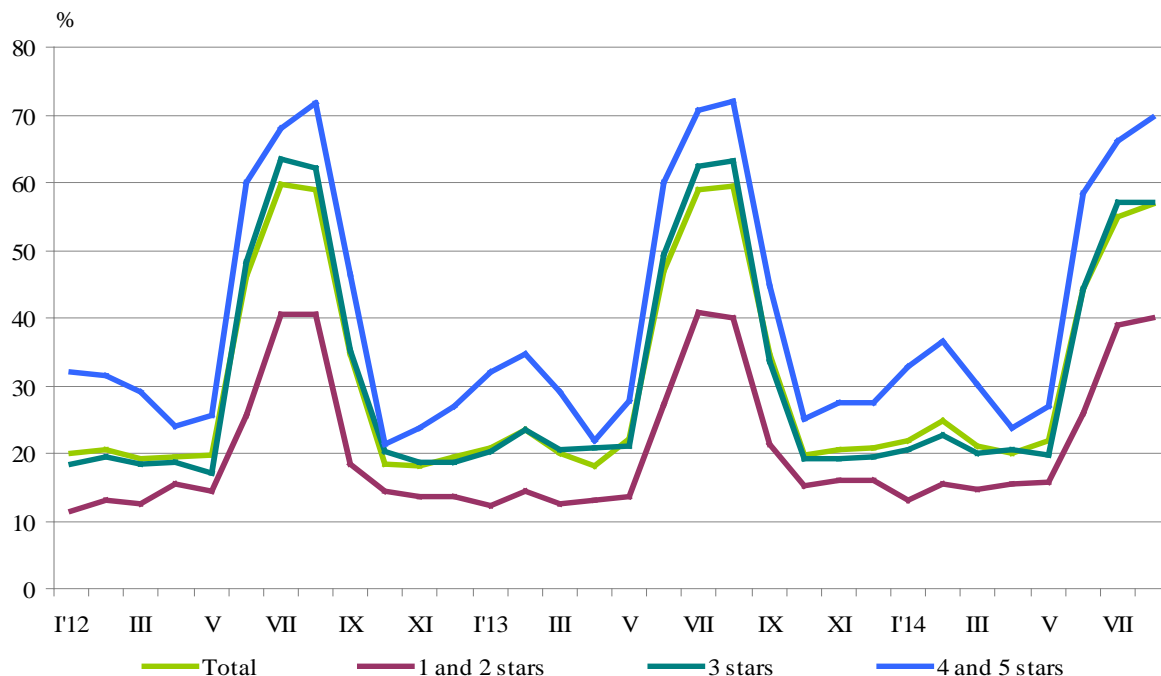
In August 2014, the arrivals in all accommodation establishments decreased by 0.8% compared to the same month of 2013 and reached 998.7 thousands. Bulgarian guests were 41.0% of all arrivals as the majority part (73.1%) of them spent the nights in hotels 1 and 2 or 3 stars and spent 3.6 nights on the average. The arrivals of foreigners were 589.2 thousands as 59.1% of them spent nights in hotels with 4 and 5 stars. On the average 6.1 nights were spent by foreigners.

Figure 2. Arrivals in accommodation establishments by categories in August 2014



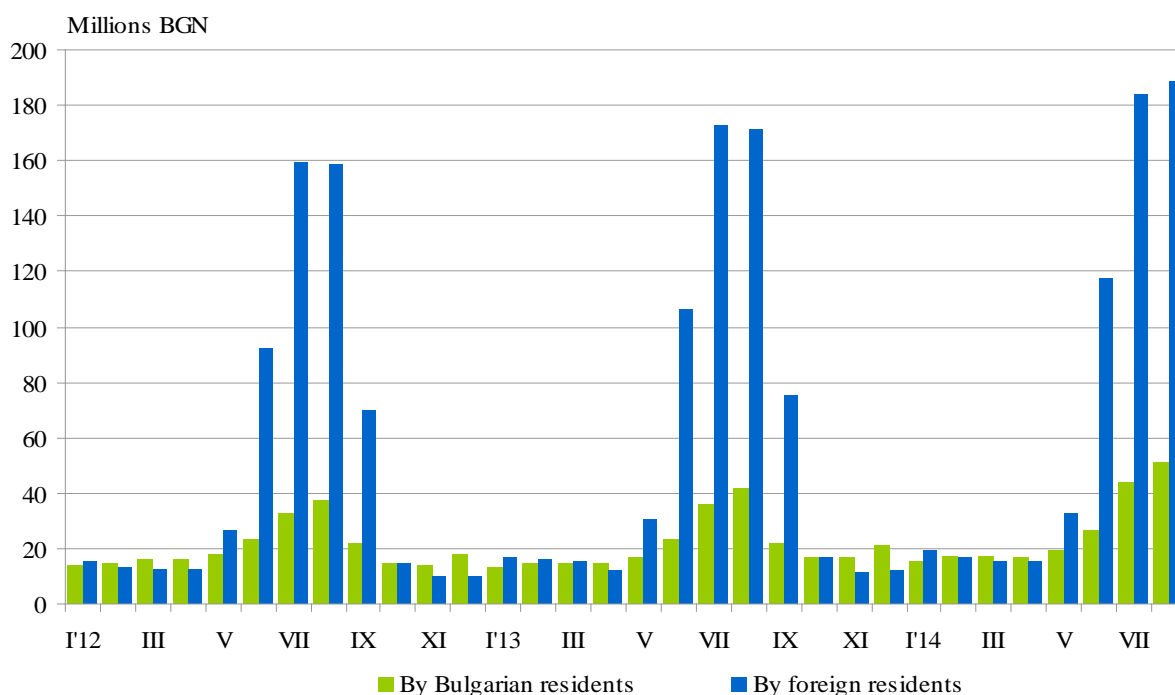
In August 2014, the total occupancy of the bed-places in accommodation establishments was 56.9% and the highest it was in 4 and 5 stars accommodation establishments - 69.7%, followed by 3 stars accommodation establishments - 57.1%, and with 1 and 2 stars - 39.9%. In comparison with the same month of the previous year the occupancy of the bed-places decreased by 2.6 percentage points as the greatest reduction was registered in the accommodation establishments with 3 stars - by 6.2 percentage points.

Figure 3. The occupation of the bed-places in accommodation establishments by categories and months



The total revenues from nights spent in August 2014 reached 239.7 million BGN or by 12.5% more compared to August 2013. An increase was registered both in the revenues from Bulgarians - by 23.0%, and from the foreigners - by 9.9%.

Figure 4. The revenues from nights spent in accommodation establishments by months





Methodological notes

Since 2012 the statistical survey on **accommodation establishments** has been carried out monthly in compliance with the Regulation 692/2011 of the European Parliament and of the Council concerning European statistics on tourism and the regulation 1051/2011 of the Commission implementing Regulation 692/2011 of the European Parliament and of the Council concerning European statistics on tourism, as regards the structure of the quality reports and the transmission of the data.

All categorized hotels, camping sites and other types of accommodation establishments with more than 10 bed-places in use during the reporting period were included in the observation.

The indicator **other accommodation establishments** includes the holiday settlements, hostels, guests houses, bungalows, rest houses, mountain chalets, private rooms and flats and other establishments for short accommodation.

Available Bed Capacity is the maximum number of bed-places on offer for each day of the reference month.

In the **revenues from nights spent** in accommodation establishments are included the sums paid by the guests, without the extra services.

Annex

Table 1

Activity of accommodation establishments in August 2014¹

Districts	Accommodation establishments - in numbers	Bed-places - in numbers	Available bed-nights – in numbers	Night spent - in numbers		Arrivals in accommodation establishments - in numbers		Revenues from nights spent - Thousands BGN	
				Total	of which: By Foreigners	Total	of which: Foreigners	Total	of which: By Foreigners
Total	2923	292236	8936523	5089089	3652987	998662	589220	239740	188528
Blagoevgrad	186	12936	385512	117299	34204	44482	12594	4246	1359
Burgas	722	115598	3513956	2466093	1927933	367867	260537	110802	92478
Varna	360	58762	1821031	1248910	1062110	198489	154665	66091	59660
Veliko Tarnovo	117	5212	161534	29592	8348	16782	5809	1115	414
Vidin	35	921	29467	4072	1405	2947	1122	159	55
Vratsa	28	972	30008	6899	983	2645	448	173	44
Gabrovo	67	3393	105183	25120	2843	10630	1131	617	95
Dobrich	148	29215	895666	593488	420368	100616	62660	30989	22384
Kardzhali	35	1086	33666	9906	2225	5258	1330	365	99
Kyustendil	59	2777	86085	26778	4222	12767	2391	678	193
Lovech	80	4078	124911	35454	2051	14161	906	988	91
Montana	24	1075	32843	9241	571	3410	395	287	29
Pazardzhik	61	4266	128299	61743	8925	18962	1954	2655	550
Pernik	16	681	18861	2219	368	1682	257	58	13
Pleven	27	1278	35065	6790	1392	4163	827	254	64
Plovdiv	172	9258	284553	95124	34447	35943	11475	4007	1491
Razgrad	16	609	18879	3358	424	1893	303	121	16
Ruse	41	1560	48360	10892	4210	7074	2727	504	218
Silistra	20	627	19499	3630	728	2583	532	126	30
Sliven	80	2489	77109	10393	1196	4578	552	308	64
Smolyan	247	9260	282049	65530	5873	24560	1978	1982	241
Sofia	78	6350	196430	56124	11132	19206	4034	1662	470
Sofia (stolitsa)	123	11629	358552	137070	103677	75211	55562	9383	7791
Stara Zagora	57	3701	109666	33450	4563	10428	2005	1208	313
Targovishte	21	871	27001	6822	1125	2344	363	196	56
Haskovo	37	1494	46314	8032	2159	4263	1401	275	90
Shumen	45	1423	44113	8148	3250	4046	830	245	113
Yambol	21	715	21911	6912	2255	1672	432	246	107

¹ In use.